


Range Table

Model CTD-9V and CTD-9H from 400A to 1200A					
Primary Current	Temperature	Extend. current rating	Burden (VA)		
			CL 0.5	CL 1	CL 3
400	(@60°C/140°F)	120%		3	6
500	(@60°C/140°F)	120%	2	4	8
600	(@60°C/140°F)	120%	4	6	10
700	(@60°C/140°F)	120%	4	8	10
750	(@60°C/140°F)	120%	4	8	10
800	(@60°C/140°F)	120%	4	8	10
1000	(@60°C/140°F)	120%	6	10	13
1200	(@50°C/122°F)	120%	8	12	15

Model CTD-9V and CTD-9H from 1250A to 3200A					
Primary Current	Temperature	Extend. current rating	Burden (VA)		
			CL 0.5	CL 1	CL 3
1250	(@50°C/122°F)	120%	8	12	15
1500	(@50°C/122°F)	120%	10	15	18
1600	(@50°C/122°F)	120%	10	15	18
2000	(@50°C/122°F)	100% (+)	15	20	24
2500	(@50°C/122°F)	100% (*)	20	25	30
3000	(@40°C/104°F)	100% (*)	25	30	35
3200	(@40°C/104°F)	100% (*)	25	30	35

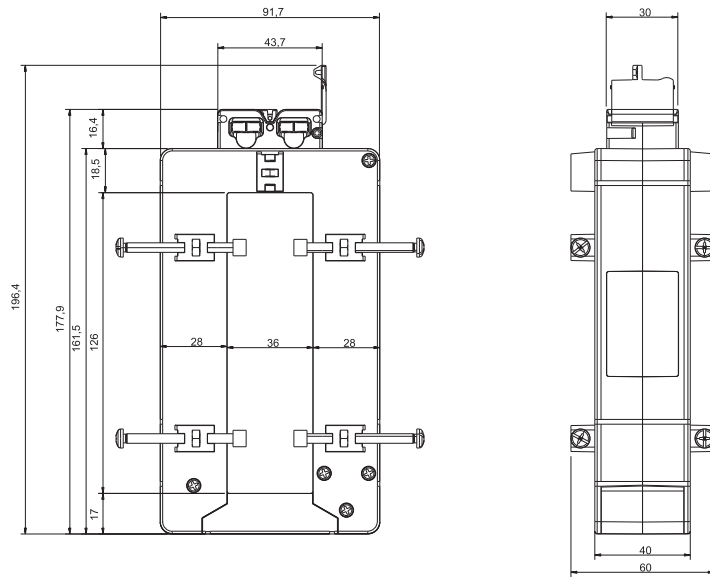
(*) A max overload of 120% for 1 min. every 30 min. is allowed.
 (+) A continuous overload of 120% of the range is allowed @ amb. temp. 40°C max.

Benefits

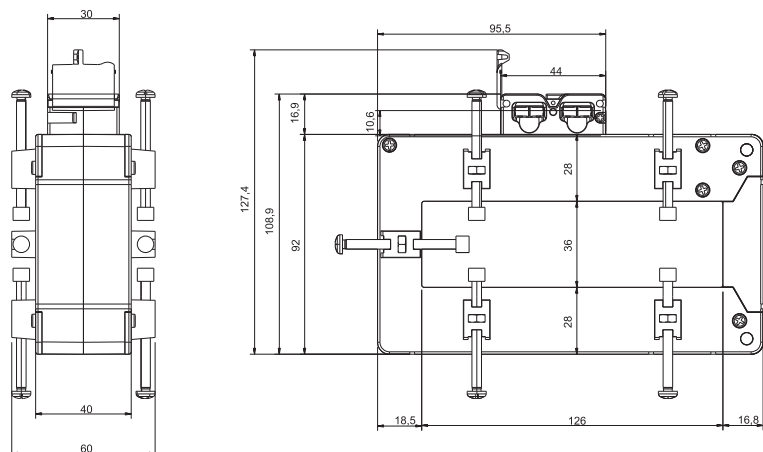


- Bridging of current transformer output without changing the connection of the secondary, so to avoid any output overvoltage during either the maintenance or the installation procedure (see figure 1).
- Easy output and earth connection (see fig. 2).
- Screw terminals compatible with any kind of wire terminals (see figure 3-4-5-6).

Dimensions Vertical mounting (mm)



Dimensions Horizontal mounting (mm)



Wiring Diagram

