


Accessories

AC Solid-core Current Transformer

Type CTD-9V / CTD-9H (max 35x125 mm)

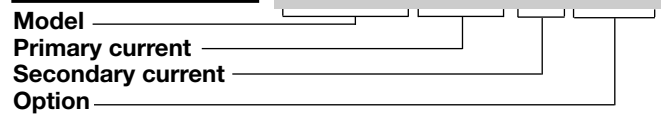


- Bus-bar type solid-core current transformer
- Class 0.5 accuracy
- Currents from 400 A to 3200 A
- Up to 10 Bus-bar isolated fixing screws
- Double screw terminals (up to 8-wire connections)
- Sealable terminal block covers

Product Description

Solid-core current transformer with bus-bar mounting facility. Rated primary currents from 400 A to 3200 A.

Ordering Key **CTD-9V 2000 5A XXX**



Type Selection

Model	Primary current	Secondary current	Option
CTD-9V: vertical mounting	From 400A to 3200A (Refer to the Range Table)	1A (on request) 5A	XXX: none
CTD-9H: horizontal mounting			XTX: tropicalization

Input Specifications

Operating frequency	48 to 62 Hz	Working temperature	-25°C to: refer to the Range Table (-13°F to: refer to the Range Table) (R.H. < 90% non condensing @ 40°C)
Max. system voltage	0.72 kV	Storage temperature	-30°C to +70°C (-22°F to 158°F) (R.H. < 90% non condensing @ 40°C)
Rated insulation level	3 kV/1 min. @ 50 Hz	Approvals	CE, cURus and CSA (400A to 2000A)
Insulation class	E (max 75°C)	Connection	Screw type Cable cross section area
Short-time current rating I_{th} I_{dyn}	Typical 100 I_n / 1 s 2.5 I_{th} The short-time thermal current I_{th} is anyway limited by the cable/bus-bar size		From 1.5 to 6 mm ² Min/Max screws tightening torque relevant to terminal block screws: From 1 to 2 Nm Max screws tightening torque relevant to the cable/bus-bar fixing screws: 0,3 Nm
Extended current rating	refer to the Range Table	Protection degree	IP00 (without sealable terminal covers) IP20 (with sealable terminal block covers + wire terminals)
Security factor (FS)	≤ 5 (Class: 0.5, 1 and 3)	Bus-bar size	Max. 35x125 mm
		Weight	From 450 to 700 g

General Specifications

Standards	According to EN61869-2	Rated secondary current	5 A or 1 A
Housing	PA66, self-extinguishing: UL 94 V-0		
Mounting	Bus-bar mounting		
Standard accessories	Two terminal block screws. Ten bus-bar fixing screws. Ten plastic caps for bus-bar fixing screws. Two sealable terminal block covers.		
Special features	1 A secondary current, Tropicalization		

Output Specifications


Range Table

Model CTD-9V and CTD-9H from 400A to 1200A					
Primary Current A	Temperature (@60°C/140°F)	Extend. current rating	Burden (VA)		
			CL 0.5	CL 1	CL 3
400	(@60°C/140°F)	120%		3	6
500	(@60°C/140°F)	120%	2	4	8
600	(@60°C/140°F)	120%	4	6	10
700	(@60°C/140°F)	120%	4	8	10
750	(@60°C/140°F)	120%	4	8	10
800	(@60°C/140°F)	120%	4	8	10
1000	(@60°C/140°F)	120%	6	10	13
1200	(@50°C/122°F)	120%	8	12	15

Model CTD-9V and CTD-9H from 1250A to 3200A					
Primary Current A	Temperature (@50°C/122°F)	Extend. current rating	Burden (VA)		
			CL 0.5	CL 1	CL 3
1250	(@50°C/122°F)	120%	8	12	15
1500	(@50°C/122°F)	120%	10	15	18
1600	(@50°C/122°F)	120%	10	15	18
2000	(@50°C/122°F)	100% (+)	15	20	24
2500	(@50°C/122°F)	100% (*)	20	25	30
3000	(@40°C/104°F)	100% (*)	25	30	35
3200	(@40°C/104°F)	100% (*)	25	30	35

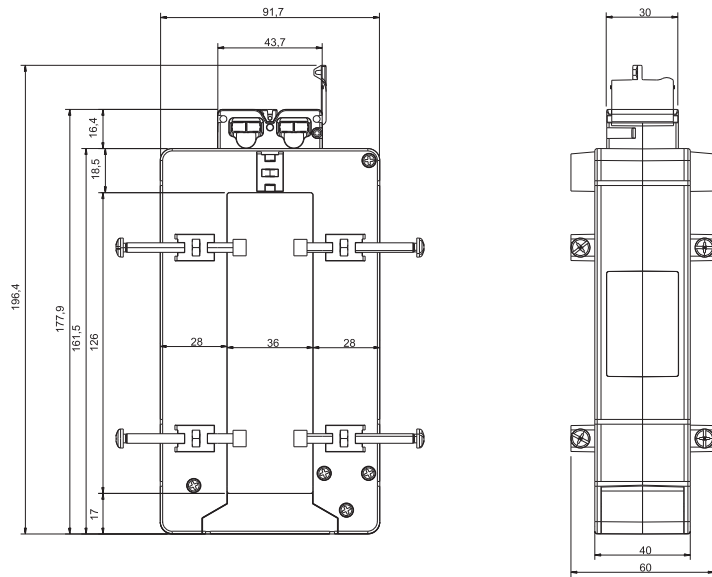
(*) A max overload of 120% for 1 min. every 30 min. is allowed.
 (+) A continuous overload of 120% of the range is allowed @ amb. temp. 40°C max.

Benefits

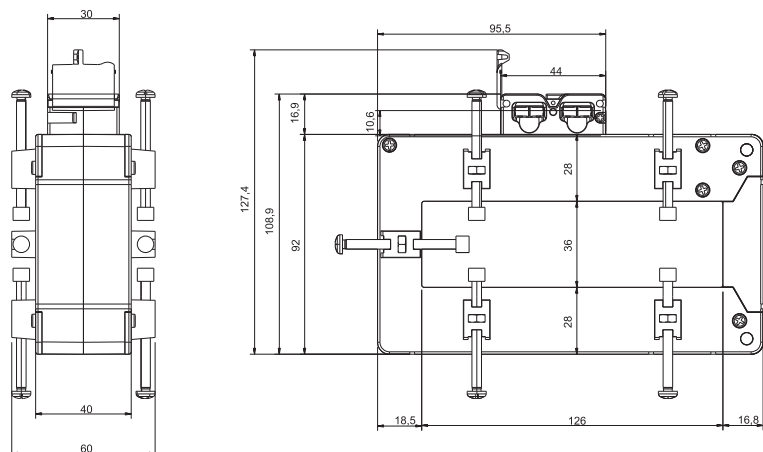


- Bridging of current transformer output without changing the connection of the secondary, so to avoid any output overvoltage during either the maintenance or the installation procedure (see figure 1).
- Easy output and earth connection (see fig. 2).
- Screw terminals compatible with any kind of wire terminals (see figure 3-4-5-6).

Dimensions Vertical mounting (mm)



Dimensions Horizontal mounting (mm)



Wiring Diagram

