

# Headers

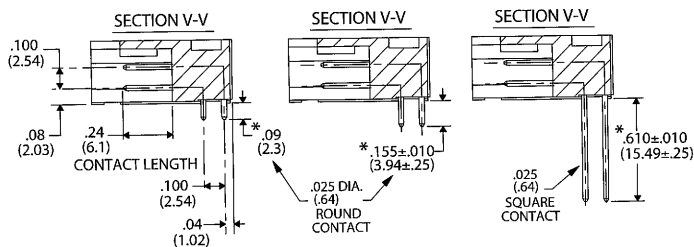
## Engineering Dimensions

### Dimensions

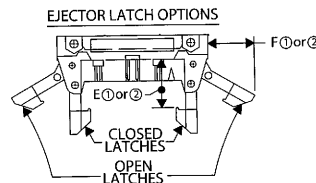
#### Right Angle Header



HARDWARE CHART			
TYPE	"X"	"Y"	"Z"
THREAD	2-56 UNC	1-72 UNF	2-56 UNC
HEAD	HEX.	RND.	OPT.



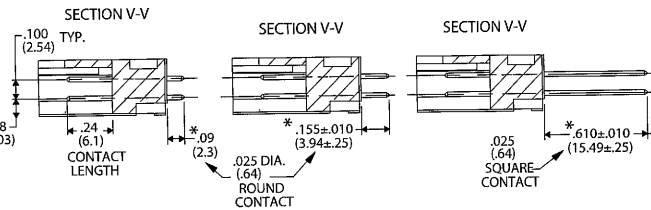
\* Contact lengths and Tolerances are different for Mil-Dtl Connectors. Consult factory for specifications.



#### Straight Header



HARDWARE CHART			
TYPE	"X"	"Y"	"Z"
THREAD	2-56 UNC	1-72 UNF	2-56 UNC
HEAD	HEX.	RND.	OPT.



\* Contact lengths and Tolerances are different for Mil-Dtl Connectors. Consult factory for specifications.

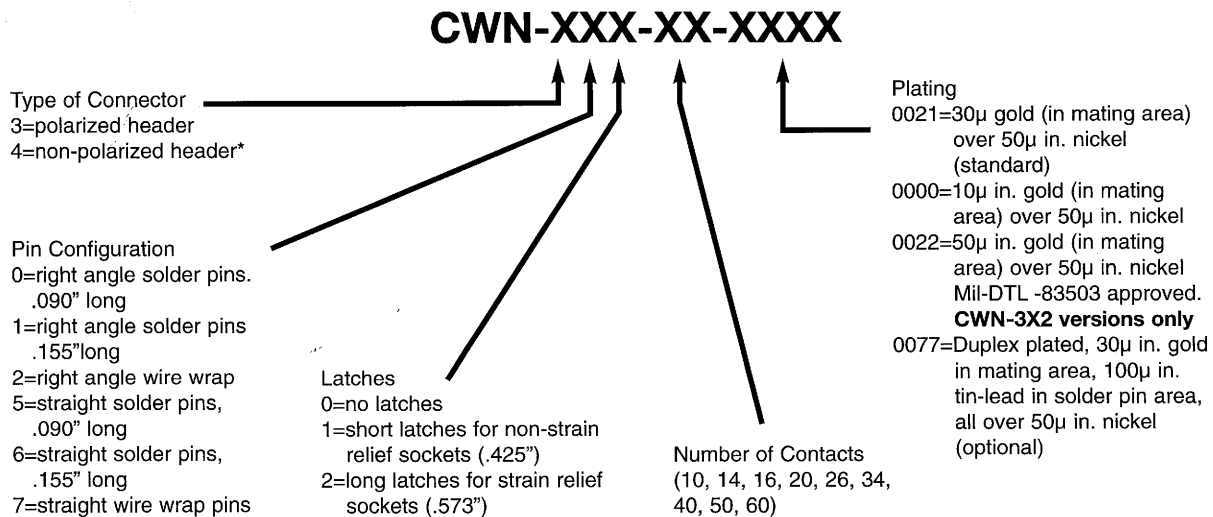


## Specifications and Ordering Information

### Specifications

- Contacts: phosphor bronze standard
- Contact Plating: 30μ in. gold (in mating area) over 50μ in. nickel, standard; 10μ gold (in mating area) over 50μ in. nickel, optional; 50μ in. gold (in mating area) over 50μ in. nickel, optional
- Insulator Material: UL 94V-0 flame - retardant thermoplastic
- Color: blue
- Operating Temperature: -55°C to +125°C
- Current Rating: 1A (maximum) per contact
- Dielectric Withstand Voltage: greater than 500 Vdc at sea level
- Insulation Resistance: greater than 5 x 10<sup>9</sup> ohms
- U.S. Defense Department Mil-DTL-83503/20, 21, approved

### How to Order Header Connectors



HEADER DIMENSION CHART								
NO. CONT'S	A	B	C	D	E <sub>①</sub>	E <sub>②</sub>	F <sub>①</sub>	F <sub>②</sub>
10	.400 (10.16)	.860 (21.84)	1.260 (32.00)	1.100 (27.94)				
14	.600 (15.24)	1.060 (26.92)	1.460 (37.08)	1.300 (33.02)				
16	.700 (17.78)	1.160 (29.46)	1.560 (39.62)	1.400 (35.56)				
20	.900 (22.86)	1.360 (34.54)	1.760 (44.70)	1.600 (40.64)	.425 (10.80)	.573 (14.55)	.40 (10.2)	.51 (12.6)
26	1.200 (30.48)	1.660 (42.16)	2.060 (52.32)	1.900 (48.26)				
34	1.600 (40.64)	2.060 (52.32)	2.460 (62.48)	2.300 (58.42)				
40	1.900 (48.26)	2.360 (59.94)	2.760 (70.10)	2.600 (66.04)				
50	2.400 (60.96)	2.860 (72.64)	3.260 (82.80)	3.100 (78.74)				
60	2.900 (73.66)	3.360 (85.34)	3.760 (95.50)	3.600 (91.44)				

E<sub>①</sub> and F<sub>①</sub> pertains to all headers with short latches

E<sub>②</sub> and F<sub>②</sub> pertains to all headers with long latches

\*Polarizing ribs removed