

CX2044LNL

- RF TRANSFORMER
- 1.5:1, 5–500MHz
- IMPEDANCE = 50 OHMS
- SURFACE MOUNT

ELECTRICAL SPECIFICATIONS: @ 25°C

RETURN LOSS:

FREQUENCY	RETURN LOSS
5 MHz TO 100 MHz	-15 dB MIN

INSERTION LOSS:(MID-BAND)

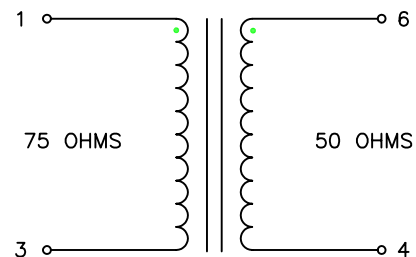
FREQUENCY	ATTENUATION
10 MHz	0.5 dB MAX

FREQUENCY	ATTENUATION
5 MHz - 100 MHz	0.5 dB MAX
1 MHz - 500 MHz	2.0 dB MAX

AS COMPARED WITH MID-BAND IL

NOTES: UNLESS OTHERWISE SPECIFIED

1. OPERATING TEMPERATURE: -40°C TO +85°C
2. STORAGE TEMPERATURE: -50°C TO +125°C
3. COMPLIANCE TO J-STD:
 - J-STD-002: SOLDERABILITY AT REFLOW PEAK TEMPERATURE OF 245°C
 - J-STD-020: MSL 1, NO MOISTURE SENSITIVE
 - J-STD-075: R6, 250°C MAXIMUM THROUGH REFLOW SOLDER
4. DIMENSIONS ARE IN INCHES.
 - TOLERANCE:
 - .XX = ±.01
 - .XXX = ±.005
5. OPTIONAL TAPE & REEL PACKAGING CAN BE ORDERED BY ADDING A "T" SUFFIX TO THE PART NUMBER. ie: CX2044LNL T



SCHEMATIC

© Copyright, 2014. Pulse Electronics Corp. All rights reserved. Pulse confidential & proprietary. (04/14/2014)

PRODUCT DESCRIPTION:

XFMR, RF, SGL, RAC, 1.5:1, 5–500MHz

SHEET:

1 OF 2

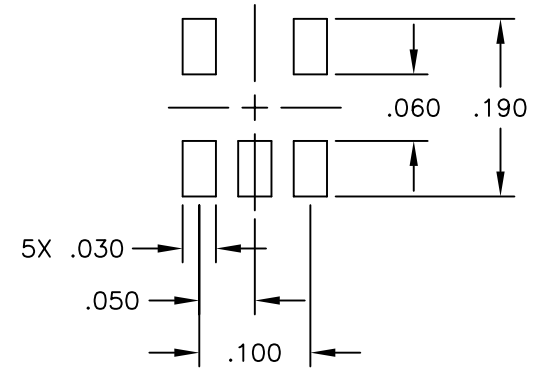
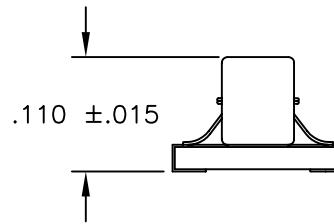
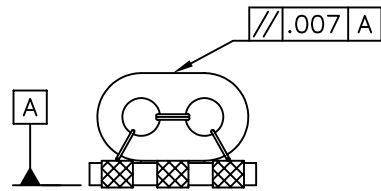
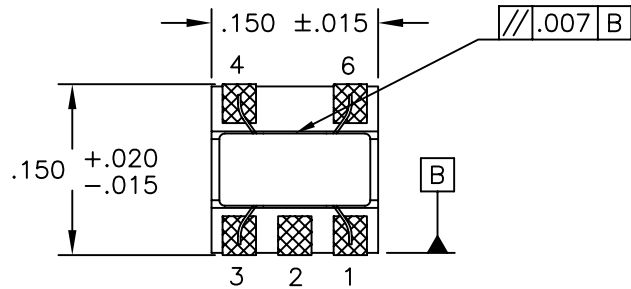
PART NO.

CX2044LNL

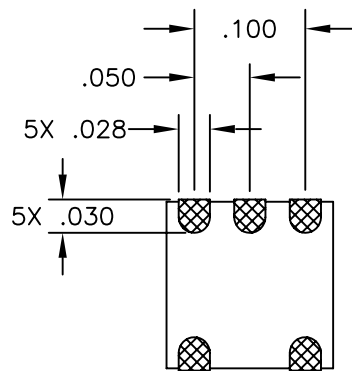
DATASHEET REV.

M13

MECHANICAL SPECIFICATIONS:



SUGGESTED LAND PATTERN



© Copyright, 2014. Pulse Electronics Corp. All rights reserved. Pulse confidential & proprietary. (04/14/2014)

PRODUCT DESCRIPTION:	SHEET:	PART NO.	DATASHEET REV.
XFMR, RF, SGL, RAC, 1.5:1, 5-500MHz	2 OF 2	CX2044LNL	M13