

## CX2074NL

- RF TRANSFORMER, 1:4CT
- 1–500 MHz
- IMPEDANCE = 75 OHMS
- SURFACE MOUNT

### ELECTRICAL SPECIFICATIONS: @ 25°C

#### INSERTION LOSS:

FREQUENCY	ATTENUATION
1 MHz	4 dB MAX
3 MHz	1 dB MAX
50 MHz	0.5 dB MAX
100 MHz	0.5 dB MAX
200 MHz	1 dB MAX

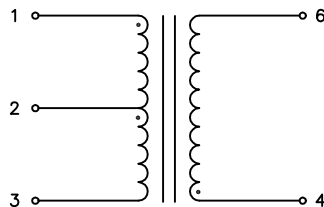
FREQUENCY	ATTENUATION
300 MHz	3 dB MAX
500 MHz	3 dB MAX
*REFERENCE	ATTENUATION
24.49 MHz	1.0 dB MAX 0.2 dB MIN

\*MID-BAND FREQUENCY = 24.49 MHz.

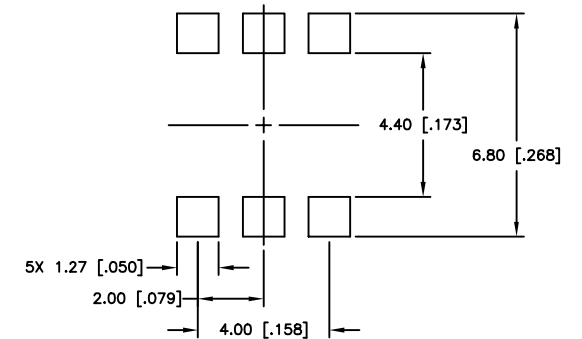
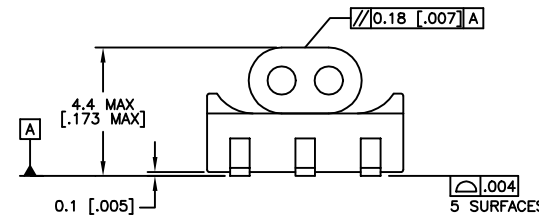
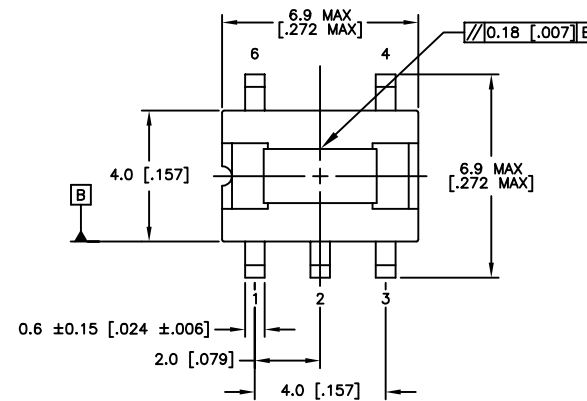
#### MECHANICAL SPECIFICATIONS:

#### NOTES: UNLESS OTHERWISE SPECIFIED

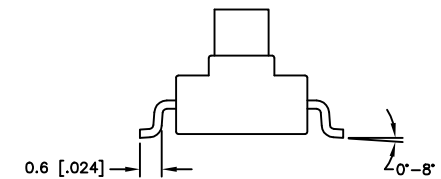
- OPERATING TEMPERATURE: -40°C TO +85°C
- STORAGE TEMPERATURE: -50°C TO +125°C
- COMPLIANCE TO J-STD:
  - J-STD-002: SOLDERABILITY AT REFLOW PEAK TEMPERATURE OF 245°C
  - J-STD-020: MSL 1, NO MOISTURE SENSITIVE
  - J-STD-075: R6, 250°C MAXIMUM THROUGH REFLOW SOLDER
- DIMENSIONS ARE IN MILLIMETERS [INCHES].  
TOLERANCE:  
.X = ±0.3 [±.012]  
.XX = ±0.15 [±.006]
- OPTIONAL TAPE & REEL PACKAGING CAN BE ORDERED BY ADDING A "T" SUFFIX TO THE PART NUMBER. ie: CX2074NLT



SCHEMATIC



SUGGESTED LAND PATTERN



© Copyright, 2014. Pulse Electronics Corp. All rights reserved. Pulse confidential & proprietary. (06/13/2014)

PRODUCT DESCRIPTION:

XFMR, RF, SGL, CARBON, 1:4CT

SHEET:

1 OF 1

PART NO.

CX2074NL

DATASHEET REV.

A