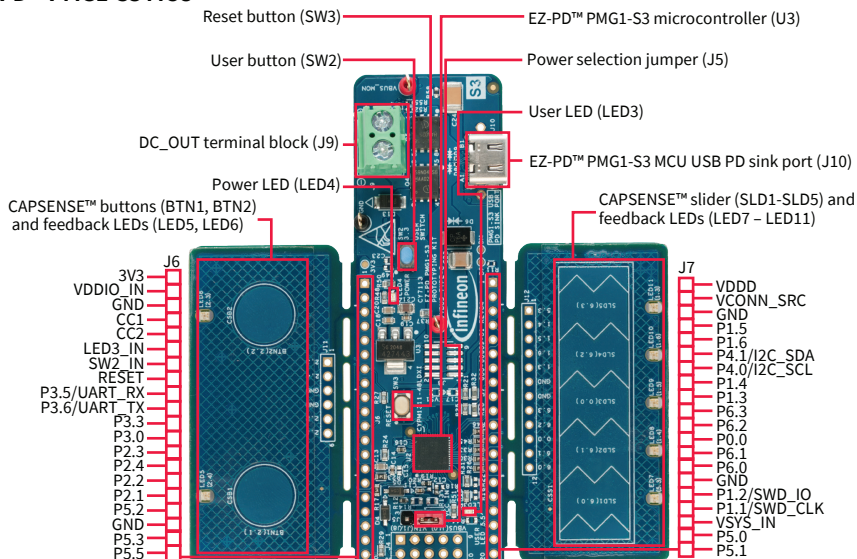


Quick start guide


CY7113 EZ-PD™ PMG1-S3 MCU prototyping kit

The CY7113 EZ-PD™ PMG1-S3 MCU prototyping kit is a development platform to design products which can be powered from a high-voltage USB PD port, and also need a microcontroller with CAPSENSE™ capability to implement different applications. This platform supports the USB PD 3.1 protocol up to 140 W (28 V, 5 A) of power consumption. It also supports two self-capacitance-based CAPSENSE™ buttons and one 5-segment slider.

EZ-PD™ PMG1-S3 MCU




KitProg3



Before you start

- › Ensure that you have a USB PD 3.1-capable USB-C power adapter (e.g., Apple 140 W USB-C power adapter) with a compatible USB PD 3.1-capable Type-C cable.
- › Ensure that the jumper shunt on the power selection jumper (J5) is placed at position 1–2 to select the USB-C power adapter as the power source.



CY7113 kit contents

Step 1: Hardware connection

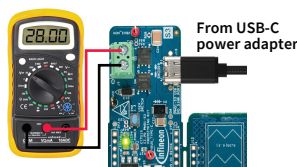
- › Connect the USB PD sink port (J10) of the CY7113 board to the USB-C power adapter using the USB Type-C cable.
- › Confirm that the power LED (LED4) glows green and the user LED (LED3) blinks green. Now, the kit is ready for use.



Powering the CY7113 board

Step 2: Evaluating the USB PD sink functionality

- › Measure the DC_OUT voltage by connecting a multimeter to the terminal block (J9). Confirm that the DC_OUT voltage value is within the 4.75 V–29.4 V range. The actual value is determined by the maximum voltage which the USB-C power adapter can supply.
- › Optional: Disconnect power, remove the multimeter and connect an external load to the terminal block (J9). Re-connect power to the kit and verify that the load is powered.




USB PD sink setup



The maximum current that can be consumed by an external load cannot exceed 5 A.

Step 3: Evaluating the CAPSENSE™ functionality

- › Touch a CAPSENSE™ button (BTN1/BTN2) by placing a finger on the circular button area. The feedback LED associated with the button (LED5/LED6) glows green until the finger is lifted.
- › Slide the finger on the 5-segment slider (SLD1–SLD5). The feedback LED associated with each slider segment (LED7–LED11) glows green during the finger contact period.



Evaluating CAPSENSE™ features

Next steps

- › Download and unzip the CY7113 release package from the CY7113 web page (www.cypress.com/CY7113).
- › See the CY7113 kit user guide (available as part of the CY7113 kit release package) to learn more about the kit features and how to develop applications using ModusToolbox™ software.

www.infineon.com

Published by
Infineon Technologies AG
81726 Munich, Germany

© 2021 Infineon Technologies AG.
All Rights Reserved.

Please note!

THIS DOCUMENT IS FOR INFORMATION PURPOSES ONLY AND ANY INFORMATION GIVEN HEREIN SHALL IN NO EVENT BE REGARDED AS A WARRANTY, GUARANTEE OR DESCRIPTION OF ANY FUNCTIONALITY, CONDITIONS AND/OR QUALITY OF OUR PRODUCTS OR ANY SUITABILITY FOR A PARTICULAR PURPOSE. WITH REGARD TO THE TECHNICAL SPECIFICATIONS OF OUR PRODUCTS, WE KINDLY ASK YOU TO REFER TO THE RELEVANT PRODUCT DATA SHEETS PROVIDED BY US. OUR CUSTOMERS AND THEIR TECHNICAL DEPARTMENTS ARE REQUIRED TO EVALUATE THE SUITABILITY OF OUR PRODUCTS FOR THE INTENDED APPLICATION.

WE RESERVE THE RIGHT TO CHANGE THIS DOCUMENT AND/OR THE INFORMATION GIVEN HEREIN AT ANY TIME.

Additional information

For further information on technologies, our products, the application of our products, delivery terms and conditions and/or prices, please contact your nearest Infineon Technologies office (www.infineon.com).

Warnings

Due to technical requirements, our products may contain dangerous substances. For information on the types in question, please contact your nearest Infineon Technologies office.

Except as otherwise explicitly approved by us in a written document signed by authorized representatives of Infineon Technologies, our products may not be used in any life-endangering applications, including but not limited to medical, nuclear, military, life-critical or any other applications where a failure of the product or any consequences of the use thereof can result in personal injury.

