


## CZRQR52C2-HF Thru. CZRQR52C39-HF

Voltage 2 to 39 Volts

Power 125 mWatts

RoHS Device

Halogen Free

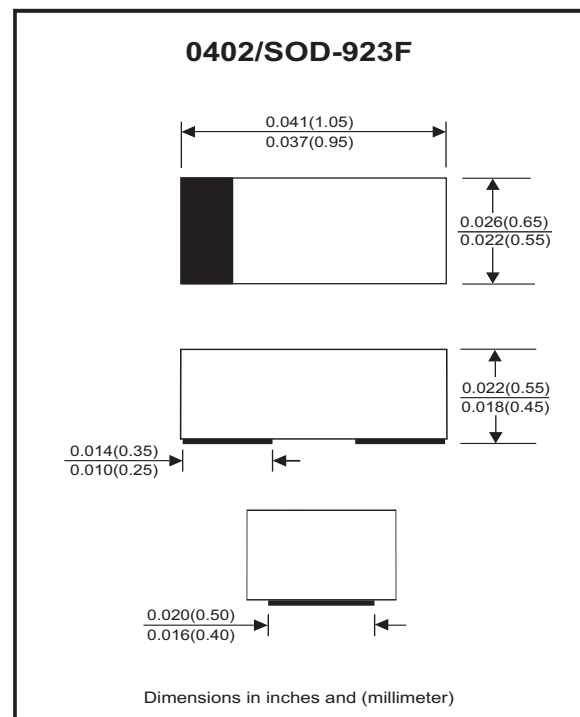


### Features

- 125mW Power Dissipation.
- High Voltages from 2 ~ 39 V.
- Designed for mounting on small surface.
- Extremely thin/leadless package.
- Pb free product.

### Mechanical data

- Case: 0402/SOD-923F standard package  
Molded plastic.
- Terminals: Gold plated, solderable per MIL-STD-750,method 2026.
- Polarity: Indicated by cathode band.
- Weight: 0.001 grams(approx.).



### Circuit diagram



### Maximum Rating And Electrical Characteristics

Parameter	Symbol	Value	Unit
Maximum Forward Voltage Drop at $I_F = 10 \text{ mA}$	$V_F$	0.9	V
Maximum Power Dissipation at 25 °C	$P_D$	125	mW
Forward current , surge peak 8.3 ms single half sine-wave superimposed on rate load( JEDEC method )	$I_{FSM}$	2.0	A
Peak ESD voltage capability (IEC 61000-4-2)	$V_{PV}$	8	kV
Operating Junction and Storage Temperature Range	$T_J$	-55 to +125	°C

## Electrical Characteristics (at TA=25°C unless otherwise noted)

Part Number	Marking Code	Zener Voltage				Operating resistance		Rising operating Resistance		Reverse current	
		Vz (V)				ZzT (Ω)		Zzk (Ω)		IR (uA)	
		Min	Typ	Max	Iz (mA)	Max	Iz (mA)	Max	Iz (mA)	Max	VR (V)
CZRQR52C2-HF	Z0	1.90	2.0	2.10	5	100	5	600	1	100	1
CZRQR52C2V2-HF	Z1	2.09	2.2	2.31	5	100	5	600	1	100	1
CZRRQ52C2V4-HF	Z2	2.28	2.4	2.52	5	85	5	600	1	100	1
CZRQR52C2V7-HF	Z3	2.57	2.7	2.84	5	83	5	500	1	75	1
CZRQR52C3-HF	Z4	2.85	3.0	3.15	5	95	5	500	1	50	1
CZRQR52C3V3-HF	Z5	3.14	3.3	3.47	5	95	5	500	1	25	1
CZRQR52C3V6-HF	Z6	3.42	3.6	3.78	5	95	5	500	1	15	1
CZRQR52C3V9-HF	Z7	3.71	3.9	4.10	5	95	5	500	1	10	1
CZRQR52C4V3-HF	Z8	4.09	4.3	4.52	5	95	5	500	1	5	1
CZRQR52C4V7-HF	Z9	4.47	4.7	4.94	5	78	5	500	1	5	2
CZRQR52C5V1-HF	ZA	4.85	5.1	5.36	5	60	5	480	1	0.1	0.8
CZRQR52C5V6-HF	ZB	5.32	5.6	5.88	5	40	5	400	1	0.1	1
CZRQR52C6V2-HF	ZC	5.89	6.2	6.51	5	10	5	200	1	0.1	2
CZRQR52C6V8-HF	ZE	6.46	6.8	7.14	5	8	5	150	1	0.1	3
CZRQR52C7V5-HF	ZF	7.13	7.5	7.88	5	7	5	50	1	0.1	5
CZRQR52C8V2-HF	ZG	7.79	8.2	8.61	5	7	5	50	1	0.1	6
CZRQR52C9V1-HF	ZH	8.65	9.1	9.56	5	10	5	50	1	0.1	7
CZRQR52C10-HF	ZJ	9.50	10	10.50	5	15	5	70	1	0.1	7.5
CZRQR52C11-HF	ZK	10.45	11	11.55	5	20	5	70	1	0.1	8.5
CZRQR52C12-HF	ZM	11.40	12	12.60	5	20	5	90	1	0.1	9
CZRQR52C13-HF	ZN	12.35	13	13.65	5	25	5	110	1	0.1	10
CZRQR52C15-HF	ZP	14.25	15	15.75	5	30	5	110	1	0.1	11
CZRQR52C16-HF	ZQ	15.20	16	16.80	5	40	5	170	1	0.1	12
CZRQR52C18-HF	ZR	17.10	18	18.90	5	50	5	170	1	0.1	14
CZRQR52C20-HF	ZS	19.00	20	21.00	5	50	5	220	1	0.1	15
CZRQR52C22-HF	ZT	20.90	22	23.10	5	55	5	220	1	0.1	17
CZRQR52C24-HF	ZU	22.80	24	25.20	5	80	5	220	1	0.1	18
CZRQR52C27-HF	ZV	25.65	27	28.35	5	80	5	250	1	0.1	20
CZRQR52C30-HF	ZW	28.50	30	31.50	5	80	5	250	1	0.1	23
CZRQR52C33-HF	ZX	31.35	33	34.65	5	80	5	250	1	0.1	25
CZRQR52C36-HF	ZY	34.20	36	37.80	5	90	5	250	1	0.1	27
CZRQR52C39-HF	ZZ	37.05	39	40.95	5	90	5	300	1	0.1	29

## RATING AND CHARACTERISTIC CURVES (CZRQR52C2-HF Thru CZRQR52C39-HF)

Fig.1 TEMPERATURE COEFFICIENTS

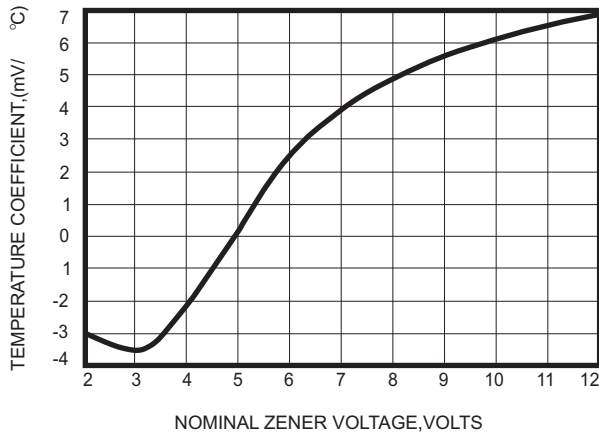


Fig.2 TEMPERATURE COEFFICIENTS

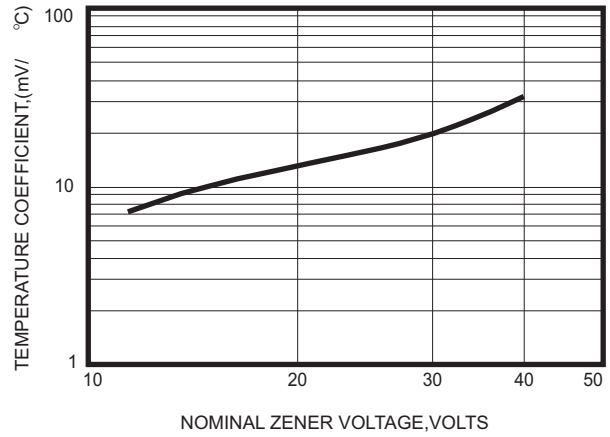


Fig.3 EFFECT OF ZENER VOLTAGE ON ZENER IMPEDANCE

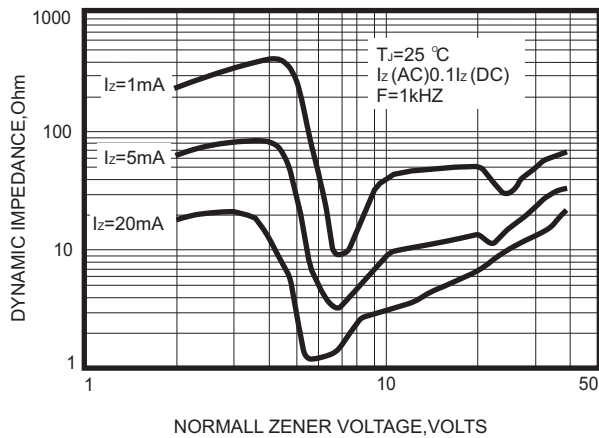


Fig.4 TYPICAL FORWARD VOLTAGE

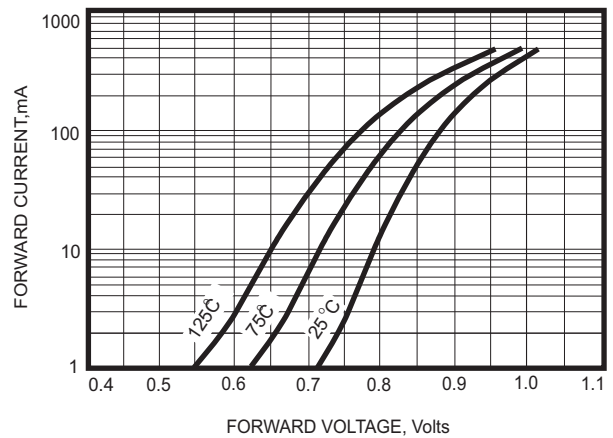


Fig.5 TYPICAL LEAKAGE CURRENT

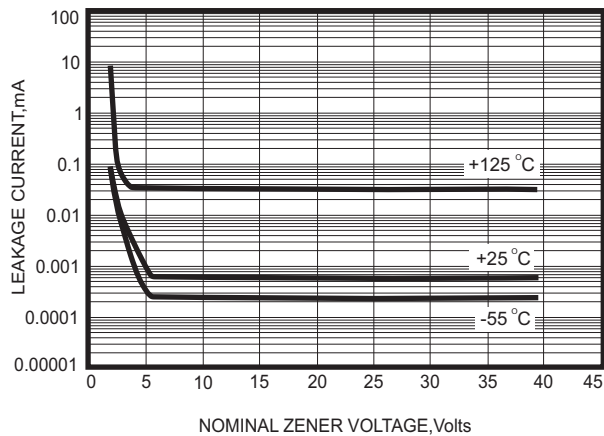
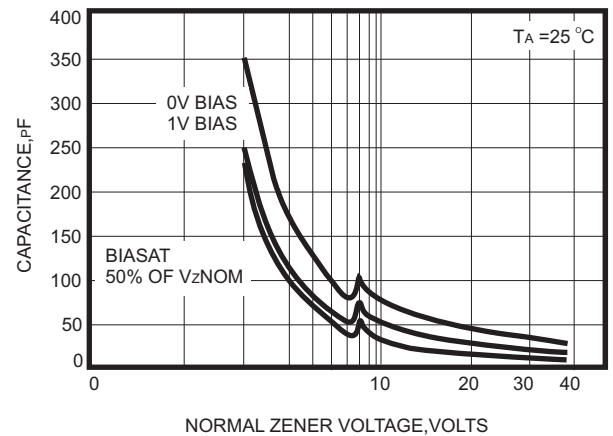


Fig.6 TYPICAL CAPACITANCE



## RATING AND CHARACTERISTIC CURVES (CZRQR52C2-HF Thru CZRQR52C39-HF)

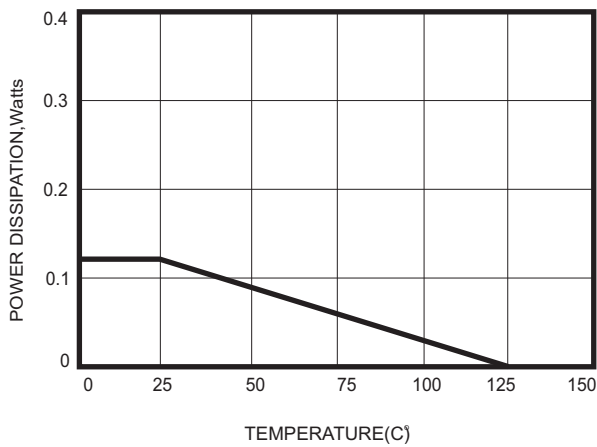
Fig.7 ZENER VOLTAGE VERSUS ZENER CURRENT



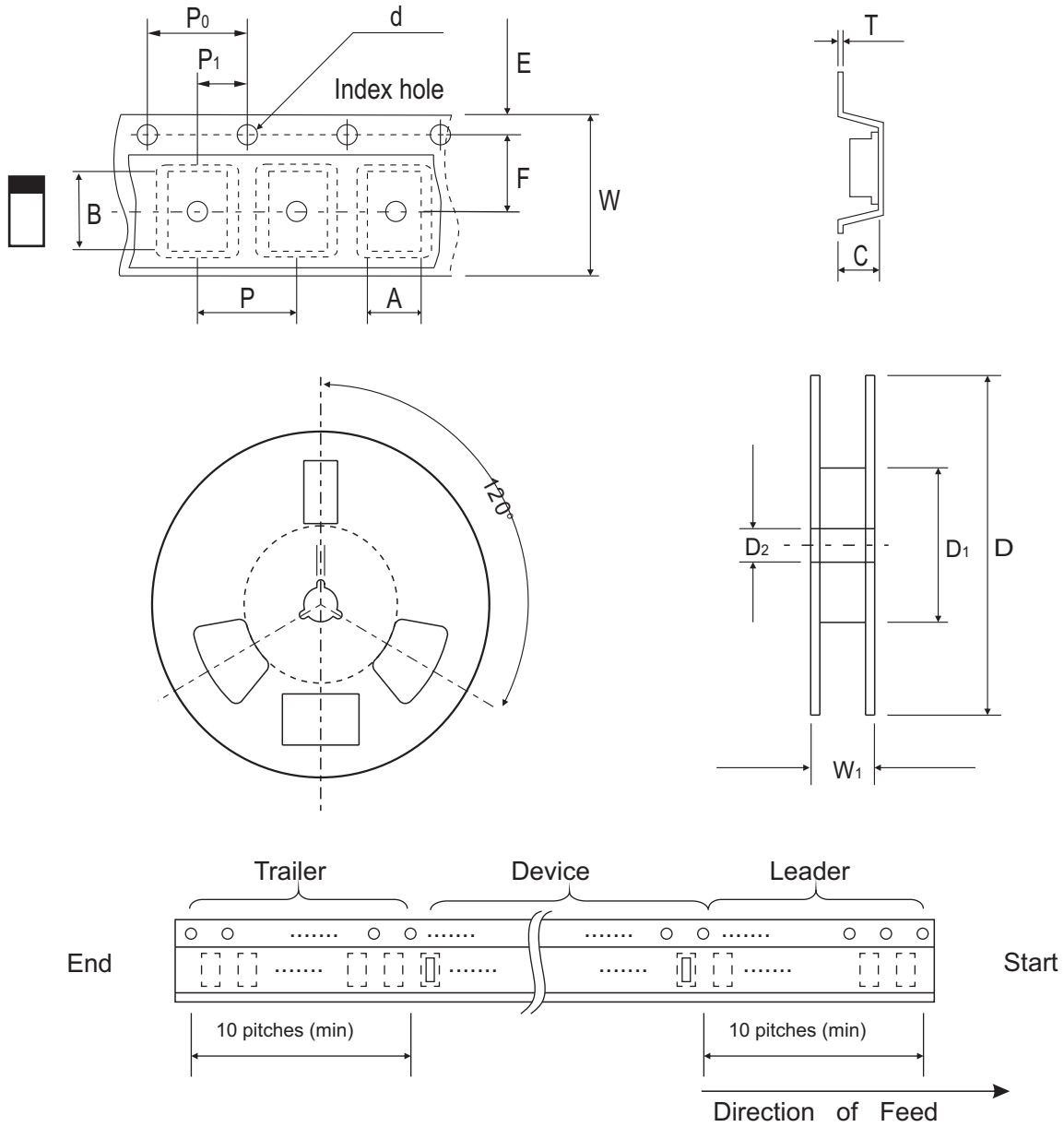
Fig.8 ZENER VOLTAGE VERSUS ZENER CURRENT



Fig.9 STEADY STATE POWER DERATING



## Reel Taping Specification



0402 (SOD-923F)	SYMBOL	A	B	C	d	D	D <sub>1</sub>	D <sub>2</sub>
	(mm)	0.75 ± 0.05	1.17 ± 0.05	0.65 ± 0.05	1.50 + 0.10 - 0	178 ± 1	60.0 + 0.50 - 0	13.0 ± 0.20
	(inch)	0.030 ± 0.002	0.046 ± 0.002	0.026 ± 0.002	0.059 + 0.004 - 0	7.008 ± 0.039	2.362 + 0.020 - 0	0.512 ± 0.008

0402 (SOD-923F)	SYMBOL	E	F	P	P <sub>0</sub>	P <sub>1</sub>	T	W	W <sub>1</sub>
	(mm)	1.75 ± 0.10	3.50 ± 0.10	4.00 ± 0.10	4.00 ± 0.10	2.00 ± 0.10	0.20 + 0.02 - 0.05	8.00 ± 0.20	12.0 ± 0.15
	(inch)	0.069 ± 0.004	0.138 ± 0.004	0.157 ± 0.004	0.157 ± 0.004	0.079 ± 0.004	0.008 + 0.001 - 0.002	0.315 ± 0.008	0.472 ± 0.006