



### 3300-3600 PARABOLIC DISH ANTENNA

The parabolic dish antenna systems offered by Laird Technologies are constructed of an aluminum alloy dish with powder coat paint finish for excellent mechanical, electrical and environmental performance. The parabolic reflector is made with a special one-step molding technology which achieves excellent consistency and long term stability. They come complete with universal galvanized steel, powder coat paint mounting system for pole mount applications. Because of its' superb electrical performance and mechanical stability, the parabolic dish antenna can be used in a wide variety of high performance 3.5GHz wireless applications. An optional fiberglass radome is available for added environmental protection and reduced wind loading.

#### FEATURES

- High gain: choice of 25dBi or 28dBi antenna
- Adjustable tilt pole mount
- Vertical or horizontal polarization
- Type N female connector
- DC grounded for lightning protection
- Rugged, lightweight, and waterproof

#### MARKETS

- 3.5 GHz wireless local loop
- Long distance backhaul data links
- Point-to-point data links
- Building-to-building high speed links
- Wimax backhaul

PARAMETER	DA35-25	DA35-28
Frequency range	3300-3600 MHz	3300-3600 MHz
Gain	25 dBi	28 dBi
VSWR	1.5:1	1.5:1
3dB beam angle	10°	7.5°
Cross pole	28 dB	30 dB
Front-to-back	32 dB	35 dB
Side lobe	-20 dB	-25 dB
Impedance	50 ohm	50 ohm
Input power	100W	100W
Pole diameter (OD)	1.5" - 3" (38-76mm)	1.5" - 3" (38-76mm)
Operating temperature	-40 - +70°C	-40 - +70°C
Rated wind velocity	125 mph (56 m/sec)	125 mph (56 m/sec)
Weight	11 lbs (5kg)	22 lbs (10kg)
Diameter	25.5 in (648 mm)	35.4 in (900 mm)

#### WIND LOADING

MODEL	100 MPH	125 MPH
DA35-25	113 lb	177 lb
DA35-25 with radome	75 lb	116 lb
DA35-28	256 lb	400 lb
DA35-28 with radome	111 lb	173 lb

#### global solutions: local support.™

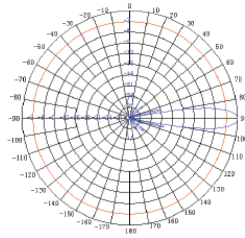
Americas: +1.847.839.6907  
IAS-AmericasEastSales@lairdtech.com

Europe: +1.32.80.7866.12  
IAS-EUSales@lairdtech.com

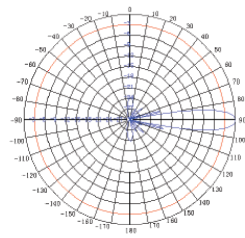
Asia: +1.65.6.243.8022  
IAS-AsiaSales@lairdtech.com

[www.lairdtech.com](http://www.lairdtech.com)

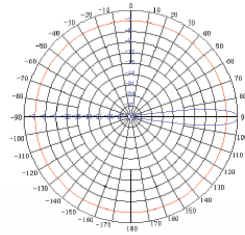
### ANTENNA PATTERN



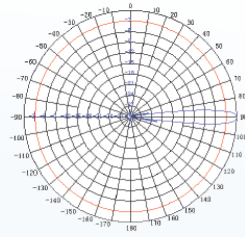
E Plane (Vert) DA35-25



H Plane (Horiz) DA35-25



E Plane (Vert) DA35-28



H Plane (Horiz) DA35-28



### SYSTEM ORDERING

DA35-25	25dBi 3300MHz to 3600MHz parabolic dish antenna
DA35-28	28dBi 3300MHz to 3600MHz parabolic dish antenna
DA5-29 RADOME	Radome kit for DA3x-25 dish
DA5-32 RADOME	Radome kit for DA3x-28 dish

ANT-DS-DA35 0809

Any information furnished by Laird Technologies, Inc. and its agents is believed to be accurate and reliable. All specifications are subject to change without notice. Responsibility for the use and application of Laird Technologies materials rests with the end user, since Laird Technologies and its agents cannot be aware of all potential uses. Laird Technologies makes no warranties as to the fitness, merchantability or suitability of any Laird Technologies materials or products for any specific or general uses. Laird Technologies shall not be liable for incidental or consequential damages of any kind. All Laird Technologies products are sold pursuant to the Laird Technologies Terms and Conditions of sale in effect from time to time, a copy of which will be furnished upon request. © Copyright 2009 Laird Technologies, Inc. All Rights Reserved. Laird, Laird Technologies, the Laird Technologies Logo, and other marks are trade marks or registered trade marks of Laird Technologies, Inc. or an affiliate company thereof. Other product or service names may be the property of third parties. Nothing herein provides a license under any Laird Technologies or any third party intellectual property rights.