

DC FANS

Wakefield-Vette produces a line of DC axial fans used on fan heat sinks which are commonly used on heatsinks to support BGAs, VGAs and CPU coolers or as chassis fans. The fans range in size from 30x10mm to 120x38mm with the most common sizes in between. The fans are available in 12 volt as the most common, but other voltages (5, 24 and 48) are possible upon request. The standard configurations include 2 wire, 3 wire (tach) or 4 wire (PWM) and can be customized to support any range of connectors.

General Fan Specifications

Operation Temperature:

-10C to +70C (+14F to +158F)

Storage Temperature:

-40C to +70C (-40F to +158F)

Bearing System Life:

2 Ball Bearing: L10 - 70k hrs @ 40C

Materials:

Black PBT(UL94V0), Glass Filled

Lead Wires:

Rating: UL1007 or UL1571, 80C

AWG: 24 or 26 or 28

Wire Length: 300mm +/- 10mm

3 Wire Standard: Red(+), Black(-), Yellow(Tach/FG)

4th wire Optional: Blue (PWM)

Insulation Resistance:

Standard: 10M Ω at 500VDC Minimum(frame to leads)

Dielectric Strength

Standard: 500VAC(50/60Hz) for 60 seconds with 1mA trip current allowable between frame and leads

Noise Data:

All noise readings are taken in dBA at 1meter from air intake side, fan suspended in a semi-anechoic chamber (<16 dBA max)

Protection:

Locked Rotor (Meets UL standard 72 hr test)

Reversed Polarity

Shock and Vibration:

Shock: Meets 100G at 2ms, half sine, X, Y, and Z axis

Vibration: Meets the amplitude of vibration :0.38mm

Frequency: 5-55 Hz

Duration: 60min / axis


Direction: X.Y.Z axis

Part Numbering Guide



Example: DC402012H2B-2Tx

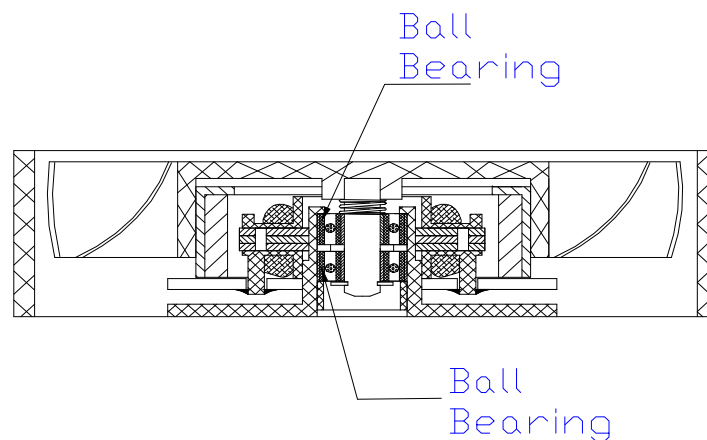
Series	Frame Size(mm)	Thickness(mm)	Voltage	Speed	Bearing	# of Wires	Termination
DC	40	20	12	H	2B	2	Tx



Bearing Information

Dual Ball Bearing

The two ball bearing system is the industry standard for long life with a L10 of 70,000 hours. Other bearing choices, like sleeve or single ball are susceptible to impact damage which is why they can not support the high life requirement of most applications. One advantage of two ball bearing systems is that due to the small point load of the balls, they require less power to start rotation as they have less stiction (starting friction) than other bearing system which means the minimum starting power can be achieved with a lower current.

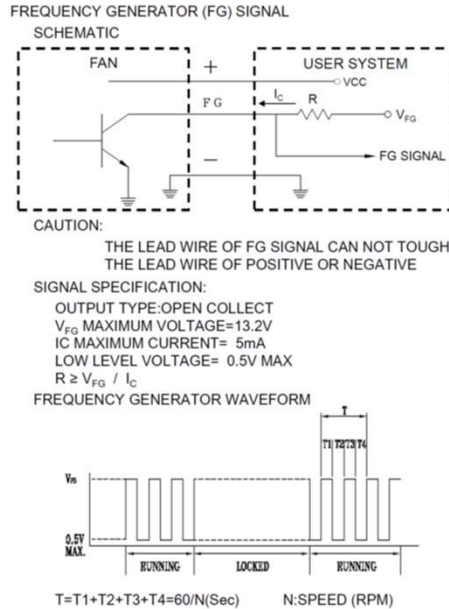


Bearing Lubrication, Wear and Failure

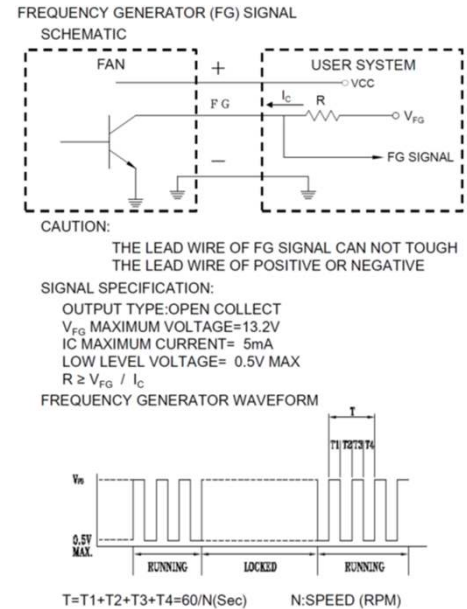
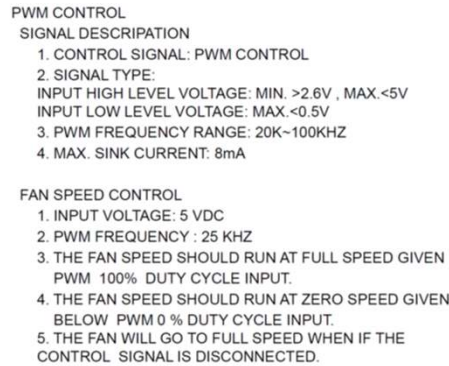
Bearing failure is the most common reason for a fan failure which is why bearing selection is so important. The bearing failure can be caused by multiple factors including lack of lubrication, excessive temperature or direct damage (excessive shock/vibration). A two ball bearing fan is better sealed to prevent the leak of the lubrication fluid than some of the other bearing systems. All fans typically will get noisier and rotate slower as the bearing systems wear and this can be a good indicator of pending bearing failure.

Optional Configuration

- 3 – Tach

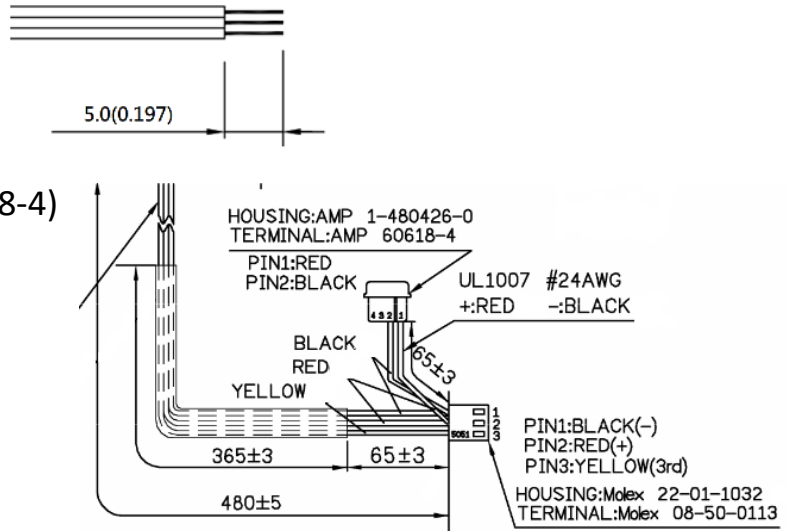


- B – PWM + Tach



Termination Information

- T0 – 5mm +/-2mm strip length, tinned
- T1 – Computer connector
 - Molex 22-01-1032 with AMP 60618-4)
 - Pin1 – Negative
 - Pin2 – Positive
 - Pin3 –Tachometer
 - AMP 60618-4
 - Pin1 – Positive
 - Pin2 – Negative
- T2 – Molex 22-01-1022
 - Pin1 – Positive
 - Pin2 – Negative
- T3 – Molex 22-01-1032
 - Pin1 – Positive
 - Pin2 – Negative
 - Pin3 – Tachometer
- T4 – Molex 22-01-1042
 - Pin1 – Positive
 - Pin2 – Negative
 - Pin3 – Tachometer
 - Pin4 -- PWM



Typical Ordering Configurations

- 2T0 (2 wire, no connector)
- 2T2 (2 wire, 2 pin connector)
- 3T0 (3 wire, no connector)
- 3T1 (3 wire, computer connector)
- 3T3 (3 wire, 3 pin connector)
- BT0 (4 wire, no connector)
- BT4 (4 wire, 4 pin connector)

Description	Size	Thickness	Bearing System	Rated	Rated	Rated	Rated	Max Airflow (CFM)	Max Pressure (InAq)	Noise Level (dB/A)
				Voltage (VDC)	Current (A)	Power (W)	Speed (RPM)			
DC0251012H2B	025	10	2B	12	0.08	0.96	13000	2.41	0.29	28
DC0251012M2B	025	10	2B	12	0.06	0.72	10000	1.85	0.17	24
DC0251012L2B	025	10	2B	12	0.05	0.60	7000	1.32	0.07	20
DC0301012U2B	030	10	2B	12	0.17	2.04	11000	5.65	0.24	31
DC0301012H2B	030	10	2B	12	0.07	0.84	9000	4.48	0.21	29
DC0301012M2B	030	10	2B	12	0.05	0.60	7500	3.73	0.14	24
DC0301012L2B	030	10	2B	12	0.03	0.36	6000	2.99	0.09	17
DC0351012W2B	035	10	2B	12	0.11	1.30	9000	6.30	0.22	28
DC0351012V2B	035	10	2B	12	0.04	0.48	8000	5.51	0.18	25
DC0351012U2B	035	10	2B	12	0.03	0.36	7000	4.37	0.14	23
DC0382012U2B	038	20	2B	12	0.30	3.60	10000	9.70	0.58	43
DC0382012H2B	038	20	2B	12	0.13	1.56	8900	8.60	0.39	42
DC0382012M2B	038	20	2B	12	0.12	1.44	8000	7.40	0.34	40
DC0382012L2B	038	20	2B	12	0.10	1.20	6700	6.30	0.22	36
DC0382812V2B	038	28	2B	12	0.85	10.20	17000	20.80	1.67	59
DC0382812U2B	038	28	2B	12	0.48	5.76	15000	19.16	1.37	55
DC0382812H2B	038	28	2B	12	0.29	3.48	13000	16.30	1.02	51
DC0382812M2B	038	28	2B	12	0.15	1.80	10000	12.46	0.63	44
DC0382812L2B	038	28	2B	12	0.11	1.32	8000	9.44	0.39	38
DC0401012V2B	040	10	2B	12	0.18	2.16	10000	12.23	0.33	39
DC0401012U2B	040	10	2B	12	0.14	1.68	8000	9.25	0.20	35
DC0401012H2B	040	10	2B	12	0.11	1.32	6000	7.24	0.11	26
DC0401012M2B	040	10	2B	12	0.10	1.20	4000	4.75	0.06	21
DC0401512H2B	040	15	2B	12	0.16	1.92	8600	10.45	0.38	36
DC0401512L2B	040	15	2B	12	0.08	0.96	6000	6.71	0.20	28
DC0401512M2B	040	15	2B	12	0.12	1.44	7300	8.25	0.29	32
DC0402012V2B	040	20	2B	12	0.41	4.92	16000	19.80	1.44	53
DC0402012U2B	040	20	2B	12	0.25	3.00	14000	16.80	1.08	49
DC0402012H2B	040	20	2B	12	0.17	2.04	12000	14.30	0.79	44
DC0402012M2B	040	20	2B	12	0.11	1.32	10000	11.70	0.55	40
DC0402012L2B	040	20	2B	12	0.08	0.96	8000	9.40	0.35	33
DC0402812U2B	040	28	2B	12	0.64	7.68	15000	24.80	1.64	58
DC0402812H2B	040	28	2B	12	0.35	4.20	11000	18.70	0.92	51
DC0402812M2B	040	28	2B	12	0.26	3.12	9500	15.90	0.69	44
DC0402812L2B	040	28	2B	12	0.14	1.68	8000	13.80	0.46	38
DC0402812W2B	040	28	2B	12	1.40	16.80	23000	31.30	3.02	64
DC0402812V2B	040	28	2B	12	1.10	13.20	21000	29.50	2.89	62
DC0405612U2B	040	56	2B	12	1.72	20.64	21000	37.21	3.87	69

See page 6 for termination configurations and typical ordering configurations

Description	Size	Thickness	Bearing System	Rated			Rated			
				Voltage (VDC)	Current (A)	Power (W)	Speed (RPM)	Max Airflow (CFM)	Max Pressure (InAq)	Noise Level (dB/A)
DC0501012H2B	050	10	2B	12	0.10	1.20	6500	12.70	0.18	35
DC0501012M2B	050	10	2B	12	0.08	0.96	5500	10.50	0.14	30
DC0501012L2B	050	10	2B	12	0.07	0.84	4500	8.20	0.09	25
DC0501012J2B	050	10	2B	12	0.05	0.60	3500	6.70	0.05	18
DC0501512U2B	050	15	2B	12	0.13	1.56	6000	17.00	0.23	36
DC0501512H2B	050	15	2B	12	0.11	1.32	5400	15.00	0.18	32
DC0501512M2B	050	15	2B	12	0.09	1.08	4800	13.20	0.16	30
DC0501512L2B	050	15	2B	12	0.07	0.84	4200	12.20	0.12	27
DC0501512J2B	050	15	2B	12	0.06	0.72	3600	9.90	0.08	24
DC0502012H2B	050	20	2B	12	0.30	3.60	7000	20.30	0.30	38
DC0502012M2B	050	20	2B	12	0.21	2.52	6400	17.60	0.25	36
DC0502012L2B	050	20	2B	12	0.15	1.80	5600	14.80	0.18	32
DC0502012J2B	050	20	2B	12	0.13	1.56	4800	12.70	0.14	28
DC0502012I2B	050	20	2B	12	0.10	1.20	4000	10.10	0.10	24
DC0601012U2B	060	10	2B	12	0.20	2.40	4900	19.90	0.16	37
DC0601012M2B	060	10	2B	12	0.17	2.04	4200	17.10	0.12	33
DC0601512U2B	060	15	2B	12	0.26	3.12	5000	26.50	0.23	37
DC0601512H2B	060	15	2B	12	0.12	1.44	4500	23.10	0.18	35
DC0601512M2B	060	15	2B	12	0.10	1.20	4000	21.70	0.16	32
DC0601512L2B	060	15	2B	12	0.08	0.96	3500	19.00	0.14	29
DC0601512J2B	060	15	2B	12	0.06	0.72	3000	15.00	0.09	24
DC0602012U2B	060	20	2B	12	0.14	1.73	4800	19.60	0.27	33
DC0602012H2B	060	20	2B	12	0.12	1.44	4400	18.10	0.23	31
DC0602012M2B	060	20	2B	12	0.11	1.32	4000	16.40	0.19	29
DC0602012L2B	060	20	2B	12	0.09	1.08	3600	14.80	0.15	26
DC0602012J2B	060	20	2B	12	0.07	0.84	3200	13.50	0.12	24
DC0602512W2B	060	25	2B	12	0.54	6.48	9800	55.50	1.17	66
DC0602512V2B	060	25	2B	12	0.48	5.76	7500	47.90	0.79	63
DC0602512U2B	060	25	2B	12	0.45	5.40	6800	43.80	0.56	56
DC0602512H2B	060	25	2B	12	0.28	3.36	5000	33.60	0.25	40
DC0602512M2B	060	25	2B	12	0.15	1.80	4250	24.00	0.22	34
DC0602512L2B	060	25	2B	12	0.12	1.44	3600	21.50	0.16	31
DC0602512J2B	060	25	2B	12	0.20	2.40	3100	17.10	0.12	26
DC0603812M2B	060	38	2B	12	1.38	16.56	12000	67.30	2.07	62
DC0603812L2B	060	38	2B	12	1.00	12.00	10000	55.20	1.41	57
DC0603812J2B	060	38	2B	12	0.68	8.16	9000	50.80	1.19	54
DC0603812I2B	060	38	2B	12	0.52	6.24	8000	43.10	0.90	51

See page 6 for termination configurations and typical ordering configurations

Description	Size	Thickness	Bearing System	Rated Voltage (VDC)	Rated Current (A)	Rated Power (W)	Rated Speed (RPM)	Max Airflow (CFM)	Max Pressure (InAq)	Noise Level (dB/A)
DC0701512H2B	070	15	2B	12	0.25	3.00	4300	33.50	0.22	39
DC0701512M2B	070	15	2B	12	0.17	2.04	3800	29.60	0.17	35
DC0701512L2B	070	15	2B	12	0.12	1.44	3300	25.70	0.13	31
DC0701512J2B	070	15	2B	12	0.10	1.20	2800	21.10	0.09	27
DC0702512U2B	070	25	2B	12	0.27	3.24	5500	54.80	0.50	45
DC0702512H2B	070	25	2B	12	0.13	1.56	4000	39.90	0.27	37
DC0702512M2B	070	25	2B	12	0.09	1.08	3600	35.60	0.22	32
DC0702512L2B	070	25	2B	12	0.07	0.84	3000	30.00	0.15	27
DC0801512U2B	080	15	2B	12	0.48	5.76	4500	45.2	0.21	43
DC0801512H2B	080	15	2B	12	0.16	1.92	3600	37.6	0.15	36
DC0801512M2B	080	15	2B	12	0.12	1.44	3100	31.5	0.10	32
DC0801512L2B	080	15	2B	12	0.10	1.20	2700	27.5	0.09	30
DC0801512J2B	080	15	2B	12	0.06	0.72	2400	22.0	0.05	25
DC0802012U2B	080	20	2B	12	0.30	3.60	4300	51.2	0.28	43
DC0802012H2B	080	20	2B	12	0.24	2.88	3400	40.5	0.18	36
DC0802012M2B	080	20	2B	12	0.18	2.16	3100	36.9	0.15	34
DC0802012L2B	080	20	2B	12	0.16	1.92	2700	31.2	0.11	29
DC0802012J2B	080	20	2B	12	0.13	1.56	2400	27.4	0.09	25
DC0802512U2B	080	25	2B	12	0.73	8.76	6500	83.6	0.38	50
DC0802512H2B	080	25	2B	12	0.48	5.76	5500	74.3	0.27	46
DC0802512M2B	080	25	2B	12	0.25	3.00	5000	69.9	0.26	44
DC0802512L2B	080	25	2B	12	0.20	2.40	4500	66.4	0.22	42
DC0802512J2B	080	25	2B	12	0.13	1.56	4000	55.8	0.18	37
DC0802512I2B	080	25	2B	12	0.15	1.80	3500	47.5	0.14	35
DC0803212W2B	080	32	2B	12	0.95	11.40	6800	86.7	0.89	54
DC0803212H2B	080	32	2B	12	0.50	6.00	5500	69.1	0.61	48
DC0803212M2B	080	32	2B	12	0.35	4.20	4800	60.4	0.45	45
DC0803212L2B	080	32	2B	12	0.20	2.40	4000	49.7	0.35	39
DC0803212J2B	080	32	2B	12	0.15	1.80	3000	38.2	0.20	31
DC0803812V2B	080	38	2B	12	2.70	32.40	9000	130.0	2.00	66
DC0803812U2B	080	38	2B	12	1.50	18.00	7500	105.5	1.36	62
DC0803812H2B	080	38	2B	12	1.00	12.00	6100	84.8	0.89	56
DC0803812M2B	080	38	2B	12	0.76	9.12	5600	78.8	0.76	53
DC0803812L2B	080	38	2B	12	0.40	4.80	4200	58.2	0.41	45

See page 6 for termination configurations and typical ordering configurations

Description	Size	Thickness	Bearing System	Rated			Rated			
				Voltage (VDC)	Rated Current (A)	Rated Power (W)	Speed (RPM)	Max Airflow (CFM)	Max Pressure (InAq)	Noise Level (dB/A)
DC0922512V2B	092	25	2B	12	0.41	4.92	4500	81.0	0.40	49
DC0922512U2B	092	25	2B	12	0.30	3.60	3800	69.2	0.28	45
DC0922512H2B	092	25	2B	12	0.20	2.40	3200	58.3	0.22	38
DC0922512M2B	092	25	2B	12	0.14	1.68	2850	52.1	0.17	34
DC0922512L2B	092	25	2B	12	0.11	1.32	2450	44.8	0.12	30
DC0922512J2B	092	25	2B	12	0.09	1.08	2100	39.2	0.09	25
DC0923812V2B	092	38	2B	12	2.95	35.40	8000	166.4	1.91	72
DC0923812U2B	092	38	2B	12	2.50	30.00	7000	145.6	1.46	67
DC0923812H2B	092	38	2B	12	1.20	14.40	6000	123.4	1.12	64
DC0923812M2B	092	38	2B	12	0.90	10.80	5000	109.2	0.86	58
DC0923812L2B	092	38	2B	12	0.50	6.00	4300	97.1	0.70	52
DC1202512V2B	120	25	2B	12	0.65	7.80	4000	121.1	0.51	52
DC1202512U2B	120	25	2B	12	0.62	7.44	3700	114.8	0.46	50
DC1202512H2B	120	25	2B	12	0.50	6.00	3400	103.9	0.40	47
DC1202512M2B	120	25	2B	12	0.48	5.76	2800	86.7	0.28	42
DC1202512L2B	120	25	2B	12	0.30	3.60	2500	77.2	0.23	39
DC1202512J2B	120	25	2B	12	0.20	2.40	2100	67.7	0.17	35
DC1203812W2B	120	38	2B	12	1.55	18.60	4200	178.4	0.94	54
DC1203812V2B	120	38	2B	12	0.80	9.60	3200	135.9	0.54	48
DC1203812U2B	120	38	2B	12	0.75	9.00	2900	123.2	0.45	44
DC1203812H2B	120	38	2B	12	0.40	4.80	2600	114.7	0.41	41
DC1203812M2B	120	38	2B	12	0.28	3.36	2300	101.4	0.30	38
DC1203812L2B	120	38	2B	12	2.16	25.92	4600	212.6	0.84	59
DC1203812J2B	120	38	2B	12	1.50	18.00	4100	190.5	0.69	56

See page 6 for termination configurations and typical ordering configurations

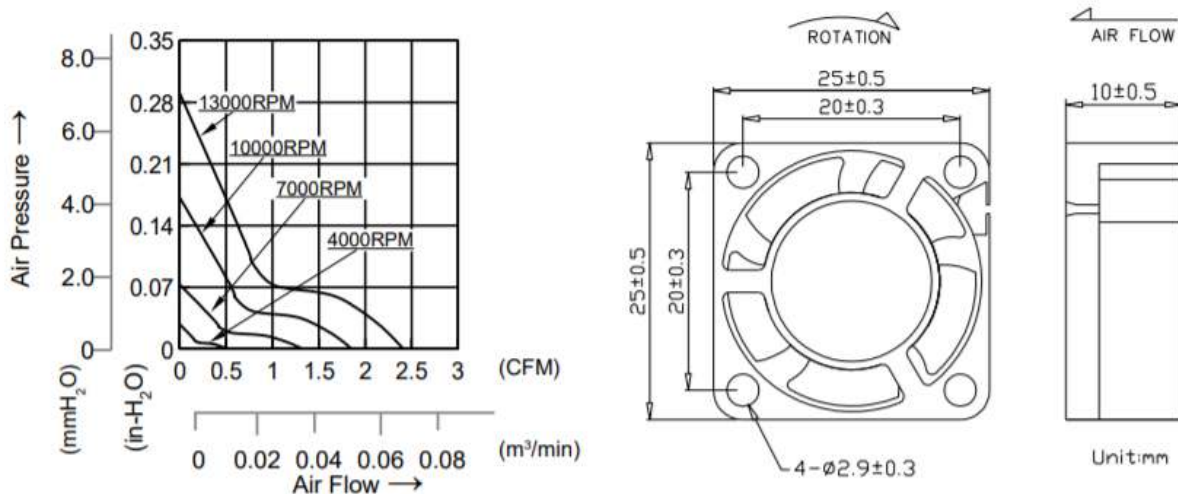
25x25x10mm



- MOTOR : DC single phase brushless motor
- FRAME : PBT (94V-0) ; IMPELLER : PBT(94V-0)
- OPERATING TEMP.: -10°C~70°C
- STORAGE TEMP.: -40°C~70°C
- WEIGHT : 8g
- Dual Ball Bearing
- Lead Length: 300mm +/- 10mm
- 2 Wire: Standard
- 3 Wire: Tach (FG) Optional
- 4 Wire: PWM Optional

Description	Size (mm)	Thickness (mm)	Rated Voltage (VDC)	Rated Current (A)	Rated Power (W)	Rated Speed (RPM)	Speed Code	Max Airflow (CFM)	Max Pressure (InAq)	Noise Level (dB/A)	Tach	PWM
DC0251012H2B	25	10	12	0.08	0.96	13000	H	2.41	0.29	28	3	B
DC0251012M2B	25	10	12	0.06	0.72	10000	M	1.85	0.17	24	3	B
DC0251012L2B	25	10	12	0.05	0.60	7000	L	1.32	0.07	20	3	B

See page 6 for termination configurations and typical ordering configurations



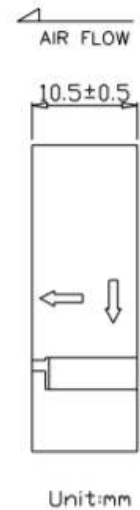
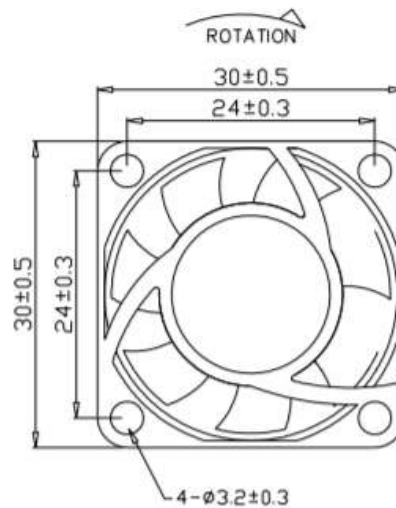
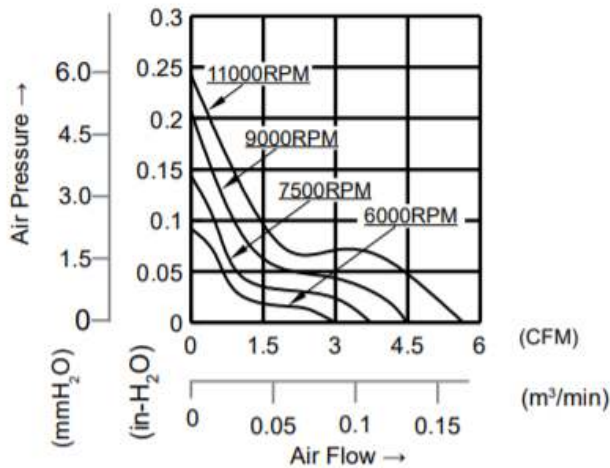
30x30x10mm



- MOTOR : DC single phase brushless motor
- FRAME : PBT (94V-0) ; IMPELLER : PBT(94V-0)
- OPERATING TEMP.: -10°C~70°C
- STORAGE TEMP.: -40°C~70°C
- WEIGHT : 10g
- Dual Ball Bearing
- Lead Length: 300mm +/- 10mm
- 2 Wire: Standard
- 3 Wire: Tach (FG) Optional
- 4 Wire: PWM Optional

Description	Size (mm)	Thickness (mm)	Rated Voltage (VDC)	Rated Current (A)	Rated Power (W)	Rated Speed (RPM)	Speed Code	Max Airflow (CFM)	Max Pressure (InAq)	Noise Level (dB/A)	Tach	PWM
DC0301012U2B	30	10	12	0.17	2.04	11000	U	5.65	0.24	31	3	B
DC0301012H2B	30	10	12	0.07	0.84	9000	H	4.48	0.21	29	3	B
DC0301012M2B	30	10	12	0.05	0.60	7500	M	3.73	0.14	24	3	B
DC0301012L2B	30	10	12	0.03	0.36	6000	L	2.99	0.09	17	3	B

See page 6 for termination configurations and typical ordering configurations



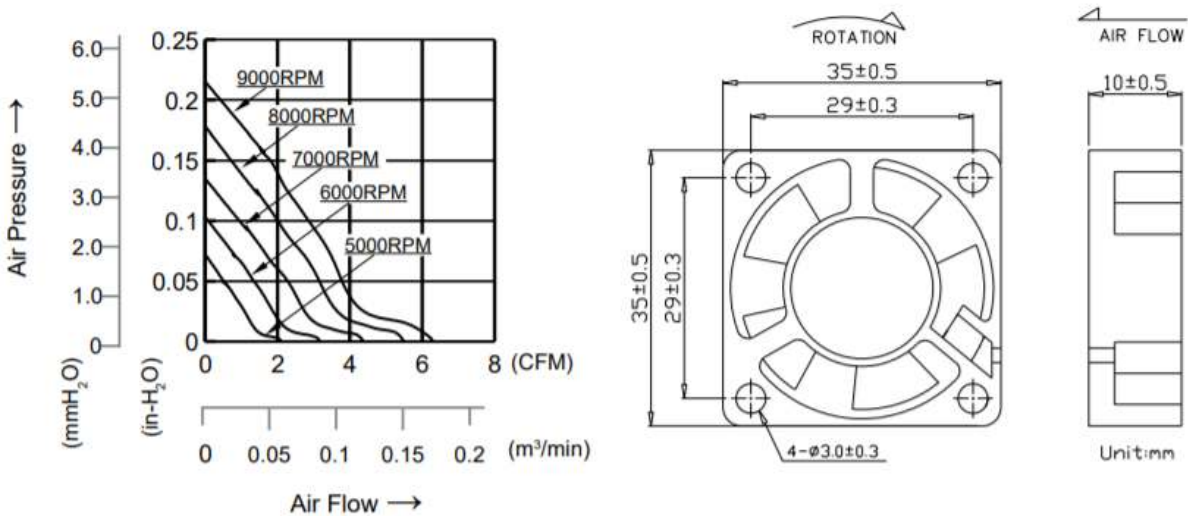
35x35x10mm



- MOTOR : DC single phase brushless motor
- FRAME : PBT (94V-0) ; IMPELLER : PBT(94V-0)
- OPERATING TEMP.: -10°C~70°C
- STORAGE TEMP.: -40°C~70°C
- WEIGHT : 11g
- Dual Ball Bearing
- Lead Length: 300mm +/- 10mm
- 2 Wire: Standard
- 3 Wire: Tach (FG) Optional
- 4 Wire: PWM Optional

Description	Size (mm)	Thickness (mm)	Rated Voltage (VDC)	Rated Current (A)	Rated Power (W)	Rated Speed (RPM)	Speed Code	Max Airflow (CFM)	Max Pressure (InAq)	Noise Level (dB/A)	Tach	PWM
DC0351012W2B	35	10	12	0.11	1.30	9000	W	6.3	0.22	28	3	B
DC0351012V2B	35	10	12	0.04	0.48	8000	V	5.51	0.18	25	3	B
DC0351012U2B	35	10	12	0.03	0.36	7000	U	4.37	0.14	23	3	B

See page 6 for termination configurations and typical ordering configurations



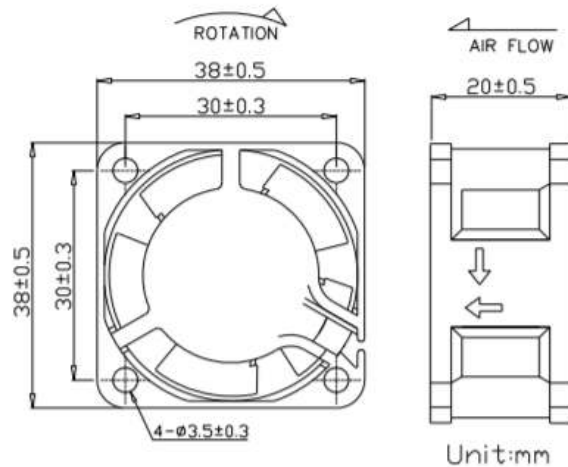
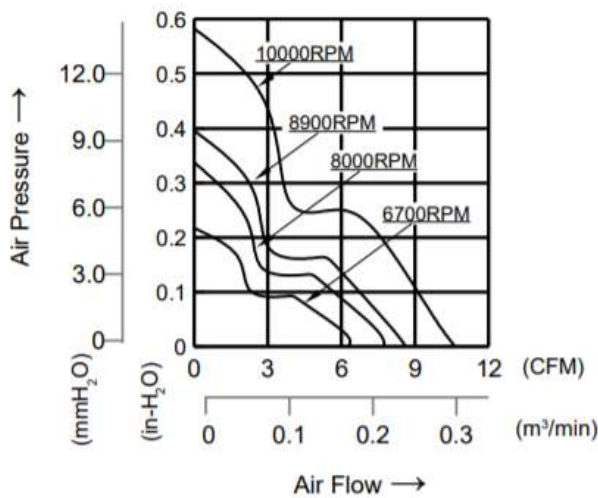
38x38x20mm



- MOTOR : DC single phase brushless motor
- FRAME : PBT (94V-0) ; IMPELLER : PBT(94V-0)
- OPERATING TEMP.: -10°C~70°C
- STORAGE TEMP.: -40°C~70°C
- WEIGHT : 31g
- Dual Ball Bearing
- Lead Length: 300mm +/- 10mm
- 2 Wire: Standard
- 3 Wire: Tach (FG) Optional
- 4 Wire: PWM Optional

Description	Size (mm)	Thickness (mm)	Rated Voltage (VDC)	Rated Current (A)	Rated Power (W)	Rated Speed (RPM)	Speed Code	Max Airflow (CFM)	Max Pressure (InAq)	Noise Level (dB/A)	Tach	PWM
DC0382012U2B	38	20	12	0.3	3.60	10000	U	9.70	0.58	43	3	B
DC0382012H2B	38	20	12	0.13	1.56	8900	H	8.60	0.39	42	3	B
DC0382012M2B	38	20	12	0.12	1.44	8000	M	7.40	0.34	40	3	B
DC0382012L2B	38	20	12	0.1	1.20	6700	L	6.30	0.22	36	3	B

See page 6 for termination configurations and typical ordering configurations



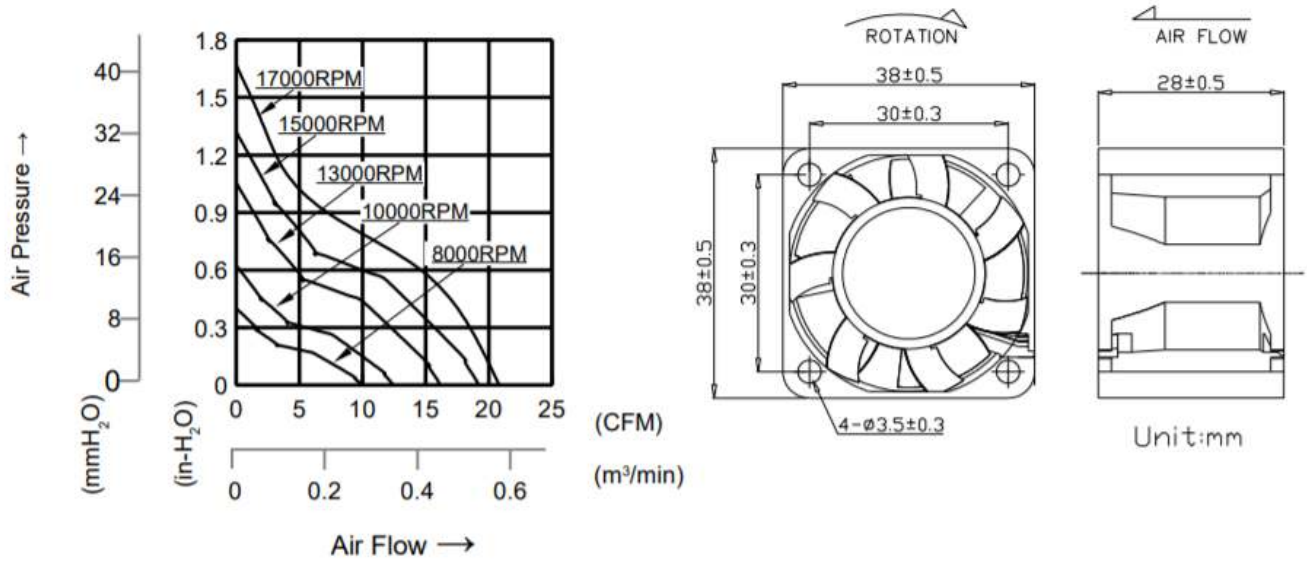
38x38x28mm



- MOTOR : DC single phase brushless motor
- FRAME : PBT (94V-0) ; IMPELLER : PBT(94V-0)
- OPERATING TEMP.: -10°C~70°C
- STORAGE TEMP.: -40°C~70°C
- WEIGHT : 31g
- Dual Ball Bearing
- Lead Length: 300mm +/- 10mm
- 2 Wire: Standard
- 3 Wire: Tach (FG) Optional
- 4 Wire: PWM Optional

Description	Size (mm)	Thickness (mm)	Rated Voltage (VDC)	Rated Current (A)	Rated Power (W)	Rated Speed (RPM)	Speed Code	Max Airflow (CFM)	Max Pressure (InAq)	Noise Level (dB/A)	Tach	PWM
DC0382812V2B	38	28	12	0.85	10.20	17000.00	V	20.80	1.67	59	3	B
DC0382812U2B	38	28	12	0.48	5.76	15000.00	U	19.16	1.37	55	3	B
DC0382812H2B	38	28	12	0.29	3.48	13000.00	H	16.30	1.02	51	3	B
DC0382812M2B	38	28	12	0.15	1.80	10000.00	M	12.46	0.63	44	3	B
DC0382812L2B	38	28	12	0.11	1.32	8000.00	L	9.44	0.39	38	3	B

See page 6 for termination configurations and typical ordering configurations



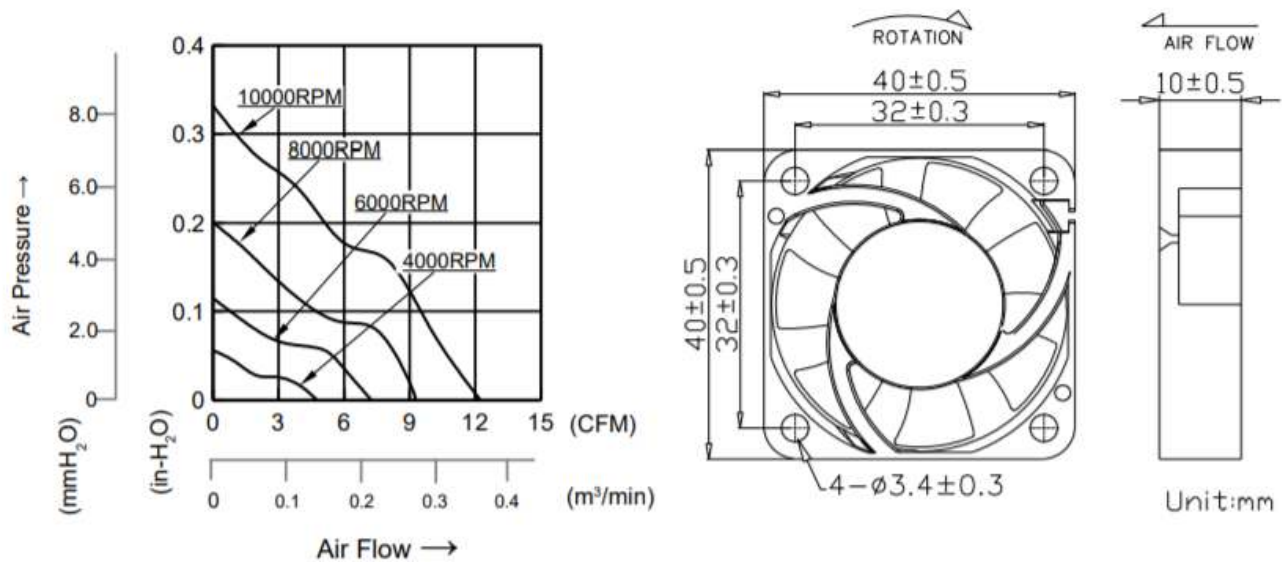
40x40x10mm



- MOTOR : DC single phase brushless motor
- FRAME : PBT (94V-0) ; IMPELLER : PBT(94V-0)
- OPERATING TEMP.: -10°C~70°C
- STORAGE TEMP.: -40°C~70°C
- WEIGHT : 20g
- Dual Ball Bearing
- Lead Length: 300mm +/- 10mm
- 2 Wire: Standard
- 3 Wire: Tach (FG) Optional
- 4 Wire: PWM Optional

Description	Size (mm)	Thickness (mm)	Rated Voltage (VDC)	Rated Current (A)	Rated Power (W)	Rated Speed (RPM)	Speed Code	Max Airflow (CFM)	Max Pressure (InAq)	Noise Level (dB/A)	Tach	PWM
DC0401012V2B	40	10	12	0.18	2.16	10000	V	12.23	0.33	39	3	B
DC0401012U2B	40	10	12	0.14	1.68	8000	U	9.25	0.20	35	3	B
DC0401012H2B	40	10	12	0.11	1.32	6000	H	7.24	0.11	26	3	B
DC0401012M2B	40	10	12	0.10	1.20	4000	M	4.75	0.06	21	3	B

See page 6 for termination configurations and typical ordering configurations



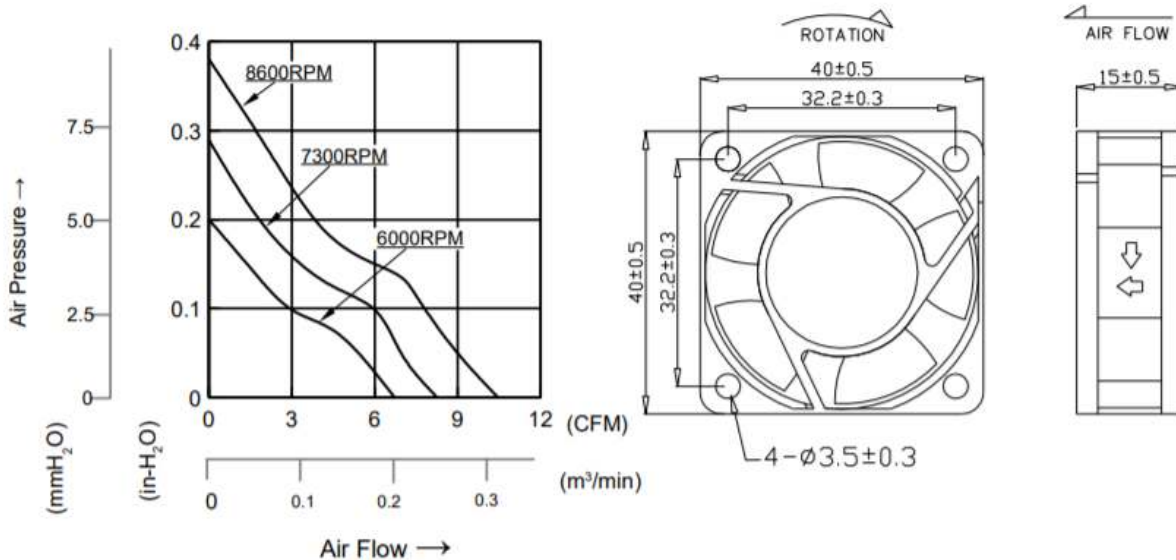
40x40x15mm



- MOTOR : DC single phase brushless motor
- FRAME : PBT (94V-0) ; IMPELLER : PBT(94V-0)
- OPERATING TEMP.: -10°C~70°C
- STORAGE TEMP.: -40°C~70°C
- WEIGHT : 20g
- Dual Ball Bearing
- Lead Length: 300mm +/- 10mm
- 2 Wire: Standard
- 3 Wire: Tach (FG) Optional
- 4 Wire: PWM Optional

Description	Size (mm)	Thickness (mm)	Rated Voltage (VDC)	Rated Current (A)	Rated Power (W)	Rated Speed (RPM)	Speed Code	Max Airflow (CFM)	Max Pressure (InAq)	Noise Level (dB/A)	Tach	PWM
DC0401512H2B	40	15	12	0.16	1.92	8600	H	10.45	0.38	36	3	B
DC0401512L2B	40	15	12	0.08	0.96	6000	L	6.71	0.20	28	3	B
DC0401512M2B	40	15	12	0.12	1.44	7300	M	8.25	0.29	32	3	B

See page 6 for termination configurations and typical ordering configurations



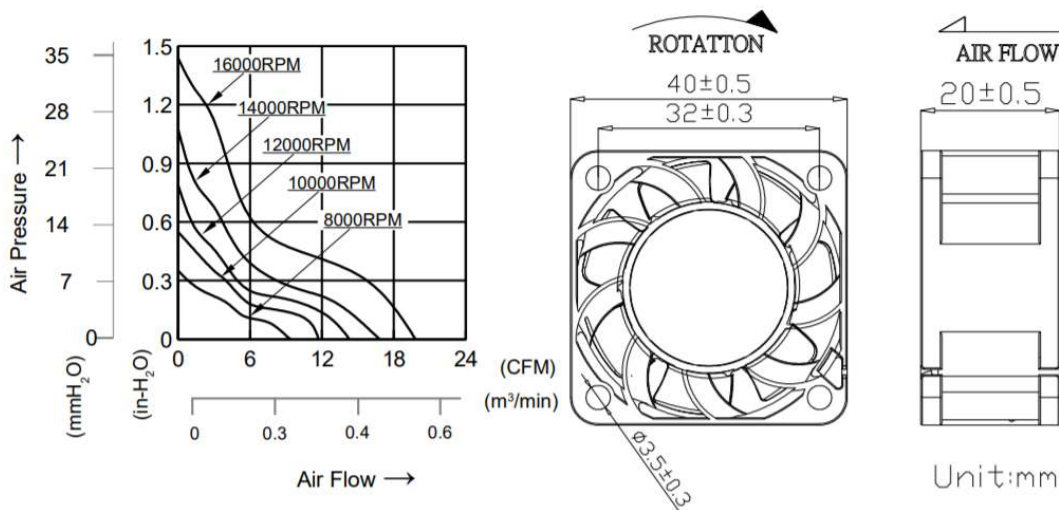
40x40x20mm



- MOTOR : DC single phase brushless motor
- FRAME : PBT (94V-0) ; IMPELLER : PBT(94V-0)
- OPERATING TEMP.: -10°C~70°C
- STORAGE TEMP.: -40°C~70°C
- WEIGHT : 20g
- Dual Ball Bearing
- Lead Length: 300mm +/- 10mm
- 2 Wire: Standard
- 3 Wire: Tach (FG) Optional
- 4 Wire: PWM Optional

Description	Size (mm)	Thickness (mm)	Rated Voltage (VDC)	Rated Current (A)	Rated Power (W)	Rated Speed (RPM)	Speed Code	Max Airflow (CFM)	Max Pressure (InAq)	Noise Level (dB/A)	Tach	PWM
DC0402012V2B	40	20	12	0.41	4.92	16000	V	19.8	1.44	53	3	B
DC0402012U2B	40	20	12	0.25	3.00	14000	U	16.8	1.08	49	3	B
DC0402012H2B	40	20	12	0.17	2.04	12000	H	14.3	0.79	44	3	B
DC0402012M2B	40	20	12	0.11	1.32	10000	M	11.7	0.55	40	3	B
DC0402012L2B	40	20	12	0.08	0.96	8000	L	9.4	0.35	33	3	B

See page 6 for termination configurations and typical ordering configurations



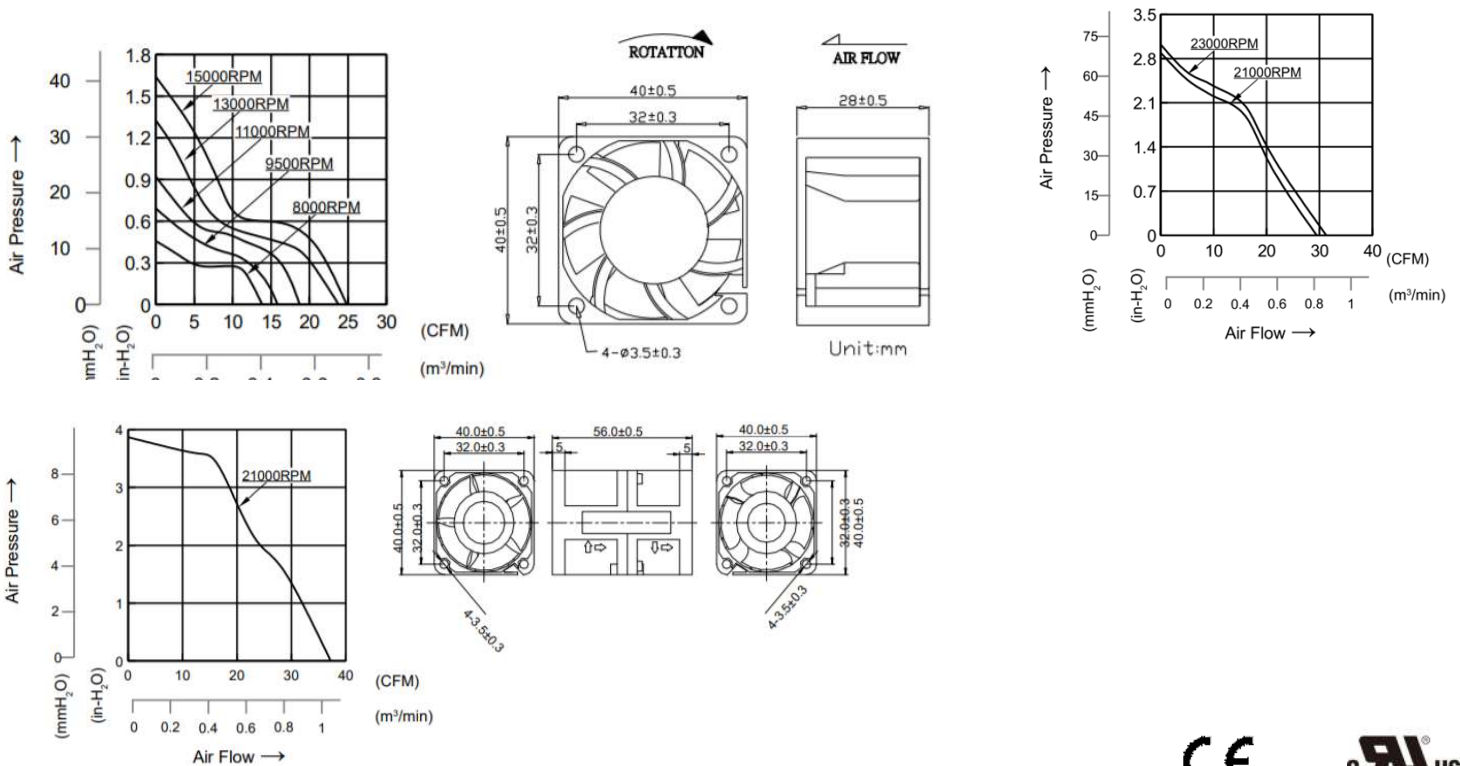
40x40x28mm and 40x40x56mm



- MOTOR : DC single phase brushless motor
- FRAME : PBT (94V-0) ; IMPELLER : PBT(94V-0)
- OPERATING TEMP.: -10°C~70°C
- STORAGE TEMP.: -40°C~70°C
- WEIGHT : 49-85g
- Dual Ball Bearing
- Lead Length: 300mm +/- 10mm
- 2 Wire: Standard
- 3 Wire: Tach (FG) Optional
- 4 Wire: PWM Optional

Description	Size (mm)	Thickness (mm)	Rated Voltage (VDC)	Rated Current (A)	Rated Power (W)	Rated Speed (RPM)	Speed Code	Max Airflow (CFM)	Max Pressure (InAq)	Noise Level (dB/A)	Tach	PWM
DC0402812U2B	40	28	12	0.64	7.68	15000	U	24.8	1.64	58	3	B
DC0402812H2B	40	28	12	0.35	4.20	11000	H	18.7	0.92	51	3	B
DC0402812M2B	40	28	12	0.26	3.12	9500	M	15.9	0.69	44	3	B
DC0402812L2B	40	28	12	0.14	1.68	8000	L	13.8	0.46	38	3	B
DC0402812W2B	40	28	12	1.40	16.80	23000	W	31.3	3.02	64	3	B
DC0402812V2B	40	28	12	1.10	13.20	21000	V	29.5	2.89	62	3	B
DC0405612U2B	40	56	12	1.72	20.64	21000	U	37.2	3.87	69	3	B

See page 6 for termination configurations and typical ordering configurations



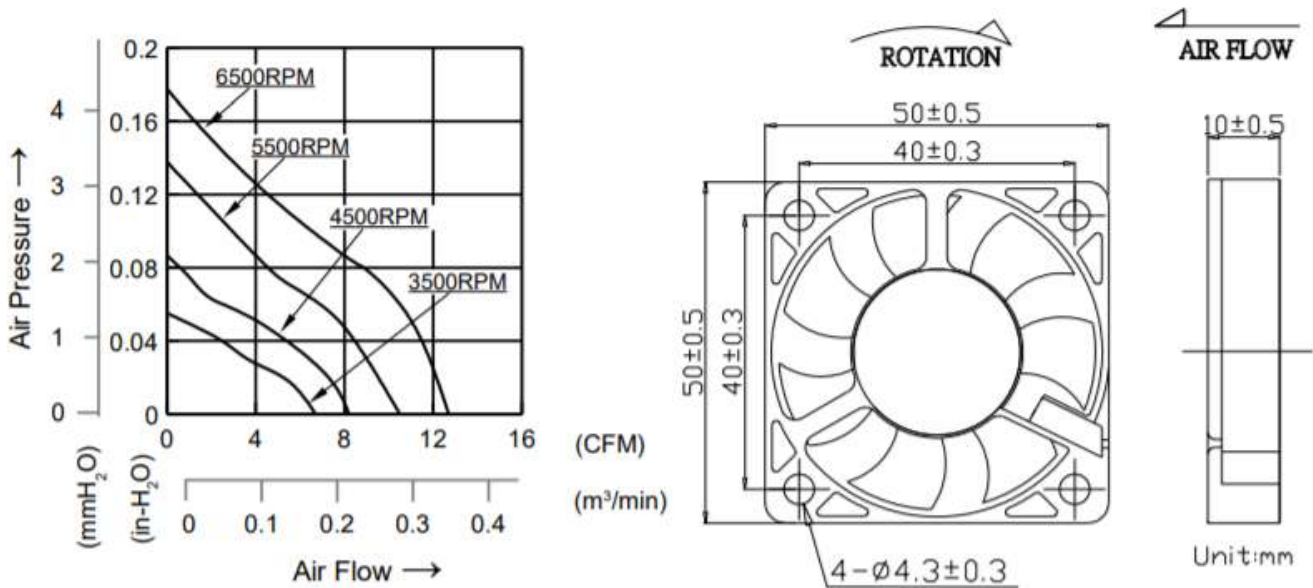
50x50x10mm



- MOTOR : DC single phase brushless motor
- FRAME : PBT (94V-0) ; IMPELLER : PBT(94V-0)
- OPERATING TEMP.: -10°C~70°C
- STORAGE TEMP.: -40°C~70°C
- WEIGHT : 32g
- Dual Ball Bearing
- Lead Length: 300mm +/- 10mm
- 2 Wire: Standard
- 3 Wire: Tach (FG) Optional
- 4 Wire: PWM Optional

Description	Size (mm)	Thickness (mm)	Rated Voltage (VDC)	Rated Current (A)	Rated Power (W)	Rated Speed (RPM)	Speed Code	Max Airflow (CFM)	Max Pressure (InAq)	Noise Level (dB/A)	Tach	PWM
DC0501012H2B	50	10	12	0.10	1.20	6500	H	12.7	0.18	35	3	B
DC0501012M2B	50	10	12	0.08	0.96	5500	M	10.5	0.14	30	3	B
DC0501012L2B	50	10	12	0.07	0.84	4500	L	8.2	0.09	25	3	B
DC0501012J2B	50	10	12	0.05	0.60	3500	J	6.7	0.05	18	3	B

See page 6 for termination configurations and typical ordering configurations



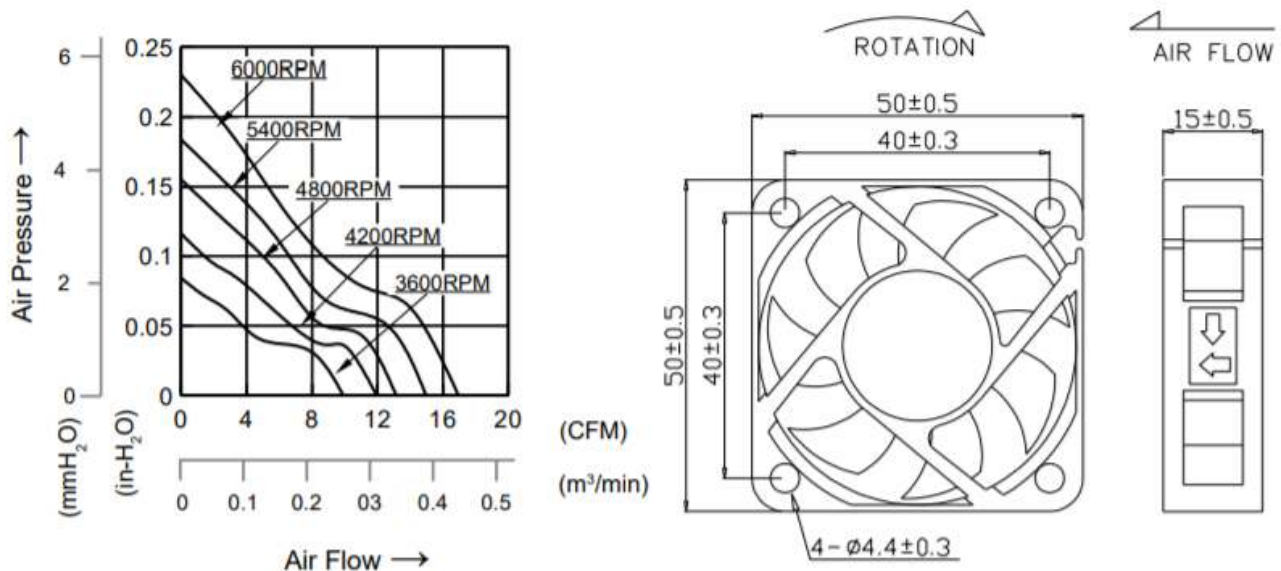
50x50x15mm



- MOTOR : DC single phase brushless motor
- FRAME : PBT (94V-0) ; IMPELLER : PBT(94V-0)
- OPERATING TEMP.: -10°C~70°C
- STORAGE TEMP.: -40°C~70°C
- WEIGHT : 38g
- Dual Ball Bearing
- Lead Length: 300mm +/- 10mm
- 2 Wire: Standard
- 3 Wire: Tach (FG) Optional
- 4 Wire: PWM Optional

Description	Size (mm)	Thickness (mm)	Rated Voltage (VDC)	Rated Current (A)	Rated Power (W)	Rated Speed (RPM)	Speed Code	Max Airflow (CFM)	Max Pressure (InAq)	Noise Level (dB/A)	Tach	PWM
DC0501512U2B	50	15	12	0.13	1.56	6000	U	17.0	0.23	36	3	B
DC0501512H2B	50	15	12	0.11	1.32	5400	H	15.0	0.18	32	3	B
DC0501512M2B	50	15	12	0.09	1.08	4800	M	13.2	0.16	30	3	B
DC0501512L2B	50	15	12	0.07	0.84	4200	L	12.2	0.12	27	3	B
DC0501512J2B	50	15	12	0.06	0.72	3600	J	9.9	0.08	24	3	B

See page 6 for termination configurations and typical ordering configurations



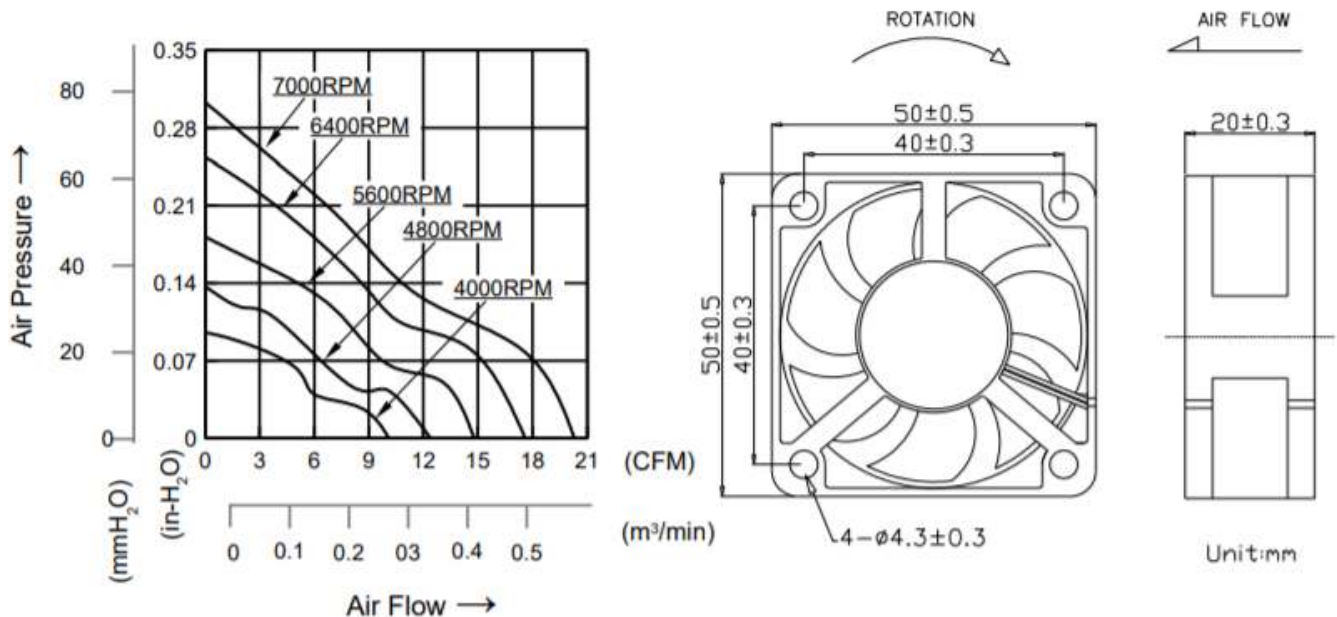
50x50x20mm



- MOTOR : DC single phase brushless motor
- FRAME : PBT (94V-0) ; IMPELLER : PBT(94V-0)
- OPERATING TEMP.: -10°C~70°C
- STORAGE TEMP.: -40°C~70°C
- WEIGHT : 40g
- Dual Ball Bearing
- Lead Length: 300mm +/- 10mm
- 2 Wire: Standard
- 3 Wire: Tach (FG) Optional
- 4 Wire: PWM Optional

Description	Size (mm)	Thickness (mm)	Rated Voltage (VDC)	Rated Current (A)	Rated Power (W)	Rated Speed (RPM)	Speed Code	Max Airflow (CFM)	Max Pressure (InAq)	Noise Level (dB/A)	Tach	PWM
DC0502012H2B	50	20	12	0.30	3.60	7000	H	20.3	0.30	38	3	B
DC0502012M2B	50	20	12	0.21	2.52	6400	M	17.6	0.25	36	3	B
DC0502012L2B	50	20	12	0.15	1.80	5600	L	14.8	0.18	32	3	B
DC0502012J2B	50	20	12	0.13	1.56	4800	J	12.7	0.14	28	3	B
DC0502012I2B	50	20	12	0.10	1.20	4000	I	10.1	0.10	24	3	B

See page 6 for termination configurations and typical ordering configurations



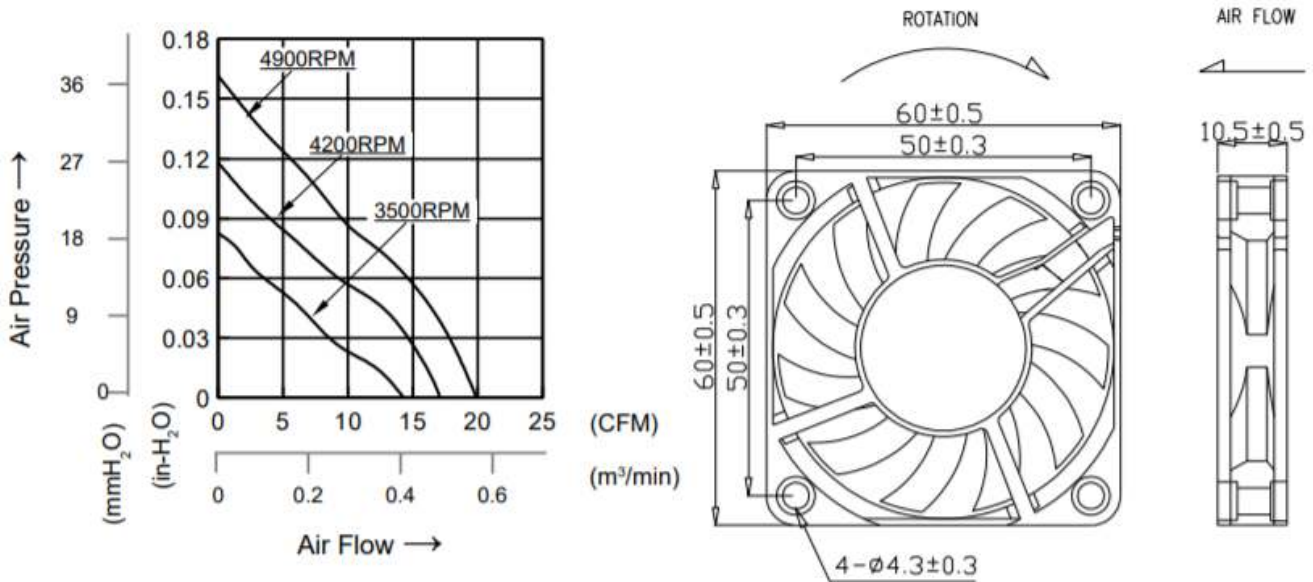
60x60x10mm



- MOTOR : DC single phase brushless motor
- FRAME : PBT (94V-0) ; IMPELLER : PBT(94V-0)
- OPERATING TEMP.: -10°C~70°C
- STORAGE TEMP.: -40°C~70°C
- WEIGHT : 40g
- Dual Ball Bearing
- Lead Length: 300mm +/- 10mm
- 2 Wire: Standard
- 3 Wire: Tach (FG) Optional
- 4 Wire: PWM Optional

Description	Size (mm)	Thickness (mm)	Rated Voltage (VDC)	Rated Current (A)	Rated Power (W)	Rated Speed (RPM)	Speed Code	Max Airflow (CFM)	Max Pressure (InAq)	Noise Level (dB/A)	Tach	PWM
DC0601012U2B	60	10	12	0.20	2.40	4900	U	19.9	0.16	37	3	B
DC0601012M2B	60	10	12	0.17	2.04	4200	M	17.1	0.12	33	3	B

See page 6 for termination configurations and typical ordering configurations



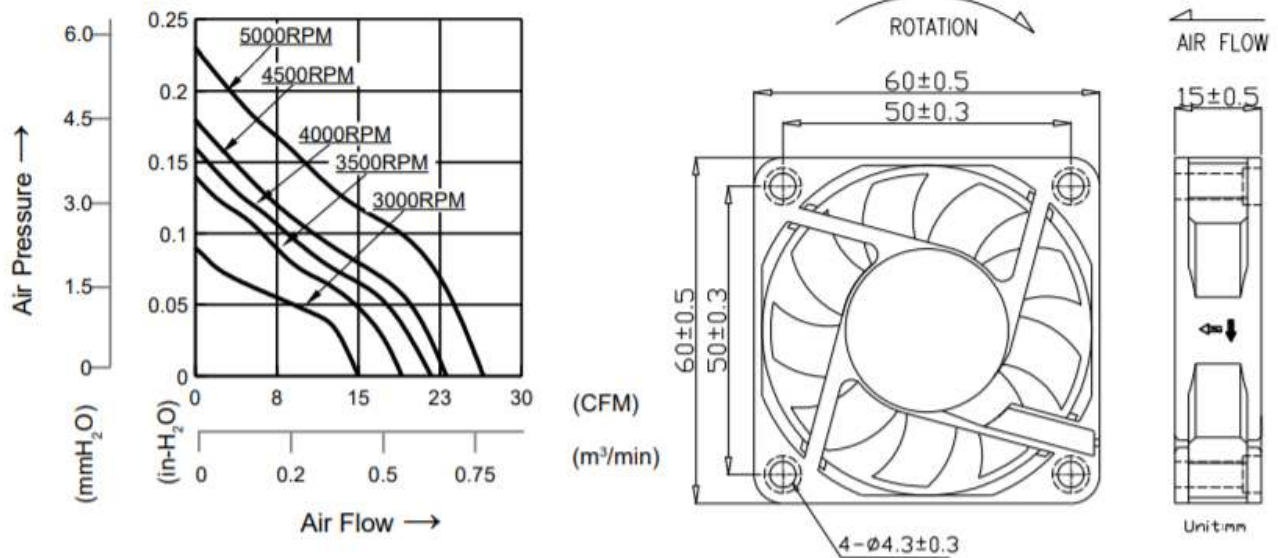
60x60x15mm



- MOTOR : DC single phase brushless motor
- FRAME : PBT (94V-0) ; IMPELLER : PBT(94V-0)
- OPERATING TEMP.: -10°C~70°C
- STORAGE TEMP.: -40°C~70°C
- WEIGHT : 44g
- Dual Ball Bearing
- Lead Length: 300mm +/- 10mm
- 2 Wire: Standard
- 3 Wire: Tach (FG) Optional
- 4 Wire: PWM Optional

Description	Size (mm)	Thickness (mm)	Rated Voltage (VDC)	Rated Current (A)	Rated Power (W)	Rated Speed (RPM)	Speed Code	Max Airflow (CFM)	Max Pressure (InAq)	Noise Level (dB/A)	Tach	PWM
DC0601512U2B	60	15	12	0.26	3.12	5000	U	26.5	0.23	37	3	B
DC0601512H2B	60	15	12	0.12	1.44	4500	H	23.1	0.18	35	3	B
DC0601512M2B	60	15	12	0.10	1.20	4000	M	21.7	0.16	32	3	B
DC0601512L2B	60	15	12	0.08	0.96	3500	L	19.0	0.14	29	3	B
DC0601512J2B	60	15	12	0.06	0.72	3000	J	15.0	0.09	24	3	B

See page 6 for termination configurations and typical ordering configurations



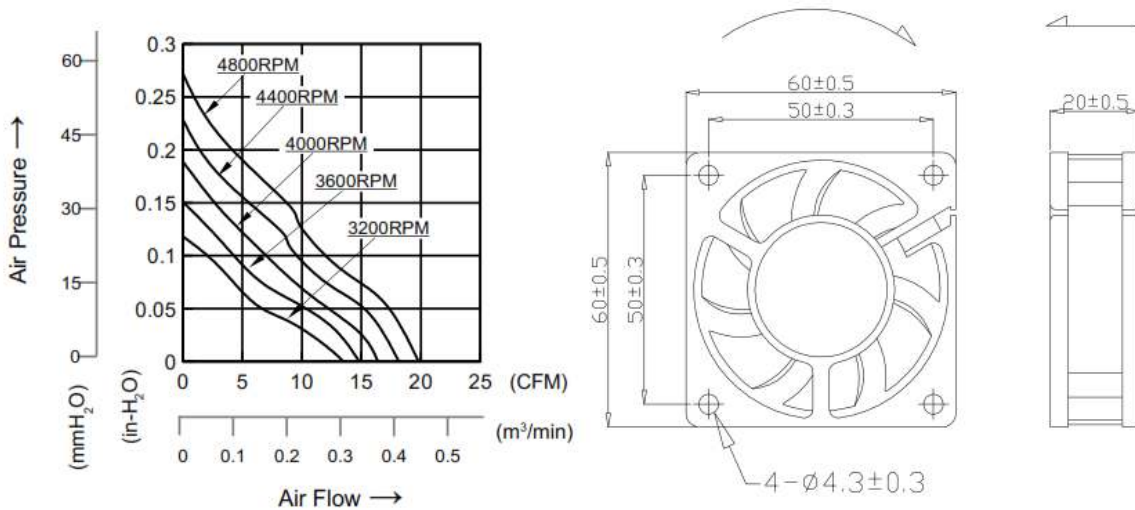
60x60x20mm



- MOTOR : DC single phase brushless motor
- FRAME : PBT (94V-0) ; IMPELLER : PBT(94V-0)
- OPERATING TEMP.: -10°C~70°C
- STORAGE TEMP.: -40°C~70°C
- WEIGHT : 50g
- Dual Ball Bearing
- Lead Length: 300mm +/- 10mm
- 2 Wire: Standard
- 3 Wire: Tach (FG) Optional
- 4 Wire: PWM Optional

Description	Size (mm)	Thickness (mm)	Rated Voltage (VDC)	Rated Current (A)	Rated Power (W)	Rated Speed (RPM)	Speed Code	Max Airflow (CFM)	Max Pressure (InAq)	Noise Level (dB/A)	Tach	PWM
DC0602012U2B	60	20	12	0.144	1.728	4800	U	19.6	0.27	33	3	B
DC0602012H2B	60	20	12	0.12	1.44	4400	H	18.1	0.23	31	3	B
DC0602012M2B	60	20	12	0.11	1.32	4000	M	16.4	0.19	29	3	B
DC0602012L2B	60	20	12	0.09	1.08	3600	L	14.8	0.15	26	3	B
DC0602012J2B	60	20	12	0.07	0.84	3200	J	13.5	0.12	24	3	B

See page 6 for termination configurations and typical ordering configurations



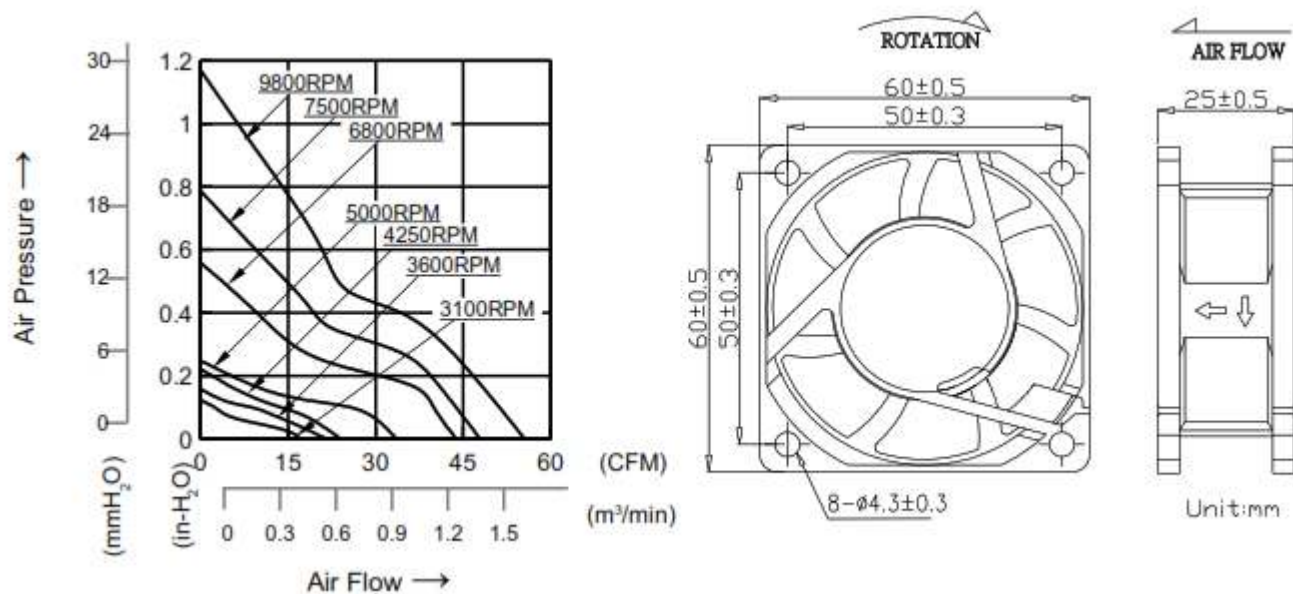
60x60x25mm



- MOTOR : DC single phase brushless motor
- FRAME : PBT (94V-0) ; IMPELLER : PBT(94V-0)
- OPERATING TEMP.: -10°C~70°C
- STORAGE TEMP.: -40°C~70°C
- WEIGHT : 57g
- Dual Ball Bearing
- Lead Length: 300mm +/- 10mm
- 2 Wire: Standard
- 3 Wire: Tach (FG) Optional
- 4 Wire: PWM Optional

Description	Size (mm)	Thickness (mm)	Rated Voltage (VDC)	Rated Current (A)	Rated Power (W)	Rated Speed (RPM)	Speed Code	Max Airflow (CFM)	Max Pressure (InAq)	Noise Level (dB/A)	Tach	PWM
DC0602512W2B	60	25	12	0.54	6.48	9800	W	55.5	1.17	66	3	B
DC0602512V2B	60	25	12	0.48	5.76	7500	V	47.9	0.79	63	3	B
DC0602512U2B	60	25	12	0.45	5.40	6800	U	43.8	0.56	56	3	B
DC0602512H2B	60	25	12	0.28	3.36	5000	H	33.6	0.25	40	3	B
DC0602512M2B	60	25	12	0.15	1.80	4250	M	24.0	0.22	34	3	B
DC0602512L2B	60	25	12	0.12	1.44	3600	L	21.5	0.16	31	3	B
DC0602512J2B	60	25	12	0.20	2.40	3100	J	17.1	0.12	26	3	B

See page 6 for termination configurations and typical ordering configurations



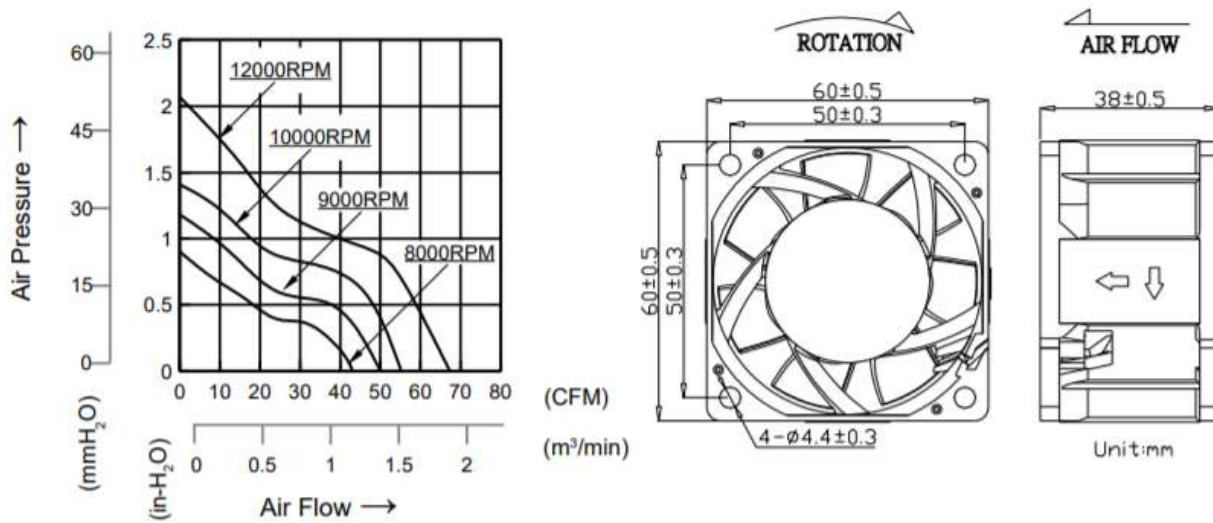
60x60x38mm



- MOTOR : DC single phase brushless motor
- FRAME : PBT (94V-0) ; IMPELLER : PBT(94V-0)
- OPERATING TEMP.: -10°C~70°C
- STORAGE TEMP.: -40°C~70°C
- WEIGHT : 145g
- Dual Ball Bearing
- Lead Length: 300mm +/- 10mm
- 2 Wire: Standard
- 3 Wire: Tach (FG) Optional
- 4 Wire: PWM Optional

Description	Size (mm)	Thickness (mm)	Rated Voltage (VDC)	Rated Current (A)	Rated Power (W)	Rated Speed (RPM)	Speed Code	Max Airflow (CFM)	Max Pressure (InAq)	Noise Level (dB/A)	Tach	PWM
DC0603812M2B	60	38	12	1.38	16.56	12000	M	67.3	2.07	62	3	B
DC0603812L2B	60	38	12	1.00	12.00	10000	L	55.2	1.41	57	3	B
DC0603812J2B	60	38	12	0.68	8.16	9000	J	50.8	1.19	54	3	B
DC0603812I2B	60	38	12	0.52	6.24	8000	I	43.1	0.90	51	3	B

See page 6 for termination configurations and typical ordering configurations



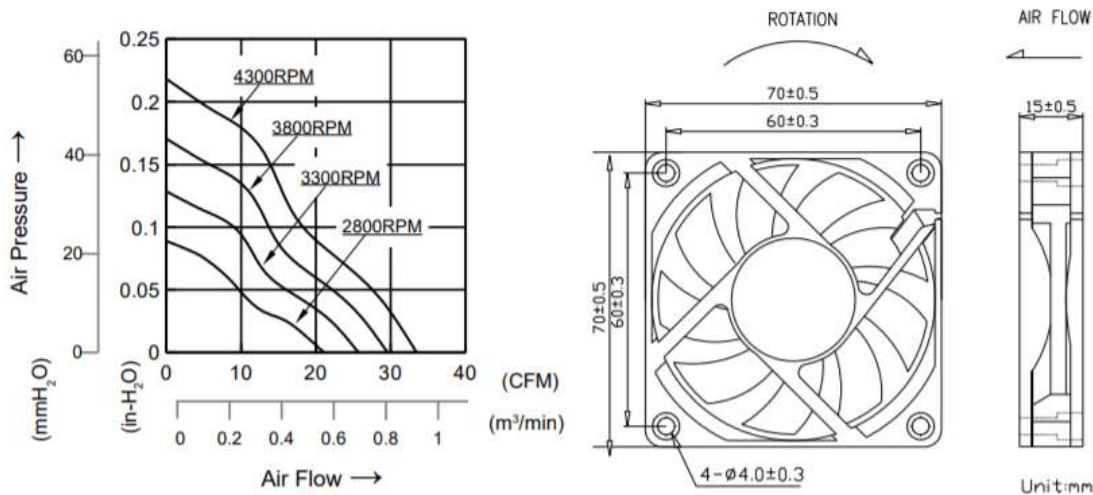
70x70x15mm



- MOTOR : DC single phase brushless motor
- FRAME : PBT (94V-0) ; IMPELLER : PBT(94V-0)
- OPERATING TEMP.: -10°C~70°C
- STORAGE TEMP.: -40°C~70°C
- WEIGHT : 145g
- Dual Ball Bearing
- Lead Length: 300mm +/- 10mm
- 2 Wire: Standard
- 3 Wire: Tach (FG) Optional
- 4 Wire: PWM Optional

Description	Size (mm)	Thickness (mm)	Rated Voltage (VDC)	Rated Current (A)	Rated Power (W)	Rated Speed (RPM)	Speed Code	Max Airflow (CFM)	Max Pressure (InAq)	Noise Level (dB/A)	Tach	PWM
DC0701512H2B	70	15	12	0.25	3.00	4300	H	33.5	0.22	39	3	B
DC0701512M2B	70	15	12	0.17	2.04	3800	M	29.6	0.17	35	3	B
DC0701512L2B	70	15	12	0.12	1.44	3300	L	25.7	0.13	31	3	B
DC0701512J2B	70	15	12	0.10	1.20	2800	J	21.1	0.09	27	3	B

See page 6 for termination configurations and typical ordering configurations



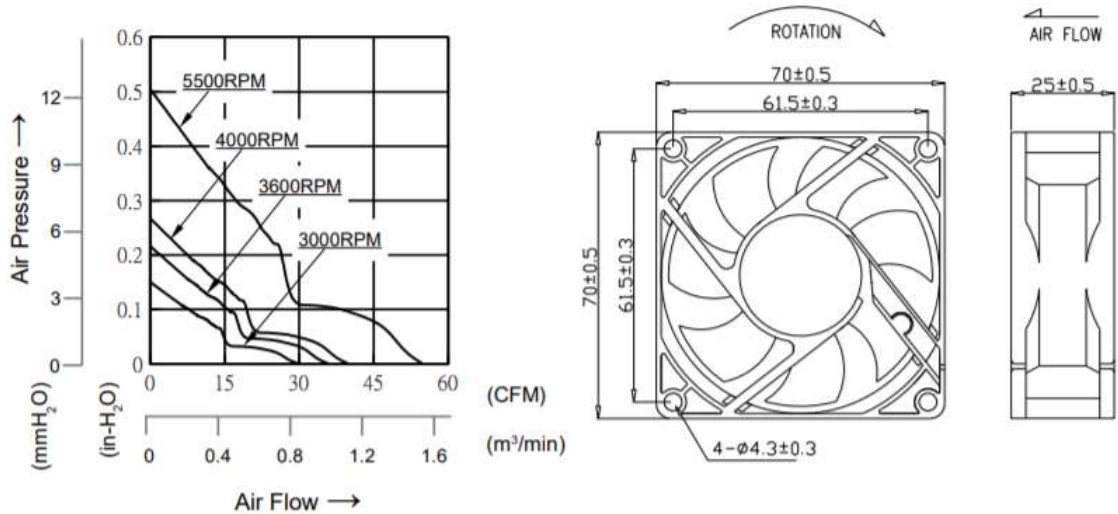
70x70x25mm



- MOTOR : DC single phase brushless motor
- FRAME : PBT (94V-0) ; IMPELLER : PBT(94V-0)
- OPERATING TEMP.: -10°C~70°C
- STORAGE TEMP.: -40°C~70°C
- WEIGHT : 50g
- Dual Ball Bearing
- Lead Length: 300mm +/- 10mm
- 2 Wire: Standard
- 3 Wire: Tach (FG) Optional
- 4 Wire: PWM Optional

Description	Size (mm)	Thickness (mm)	Rated Voltage (VDC)	Rated Current (A)	Rated Power (W)	Rated Speed (RPM)	Speed Code	Max Airflow (CFM)	Max Pressure (InAq)	Noise Level (dB/A)	Tach	PWM
DC0702512U2B	70	25	12	0.27	3.24	5500	U	54.8	0.50	45	3	B
DC0702512H2B	70	25	12	0.13	1.56	4000	H	39.9	0.27	37	3	B
DC0702512M2B	70	25	12	0.09	1.08	3600	M	35.6	0.22	32	3	B
DC0702512L2B	70	25	12	0.07	0.84	3000	L	30.0	0.15	27	3	B

See page 6 for termination configurations and typical ordering configurations



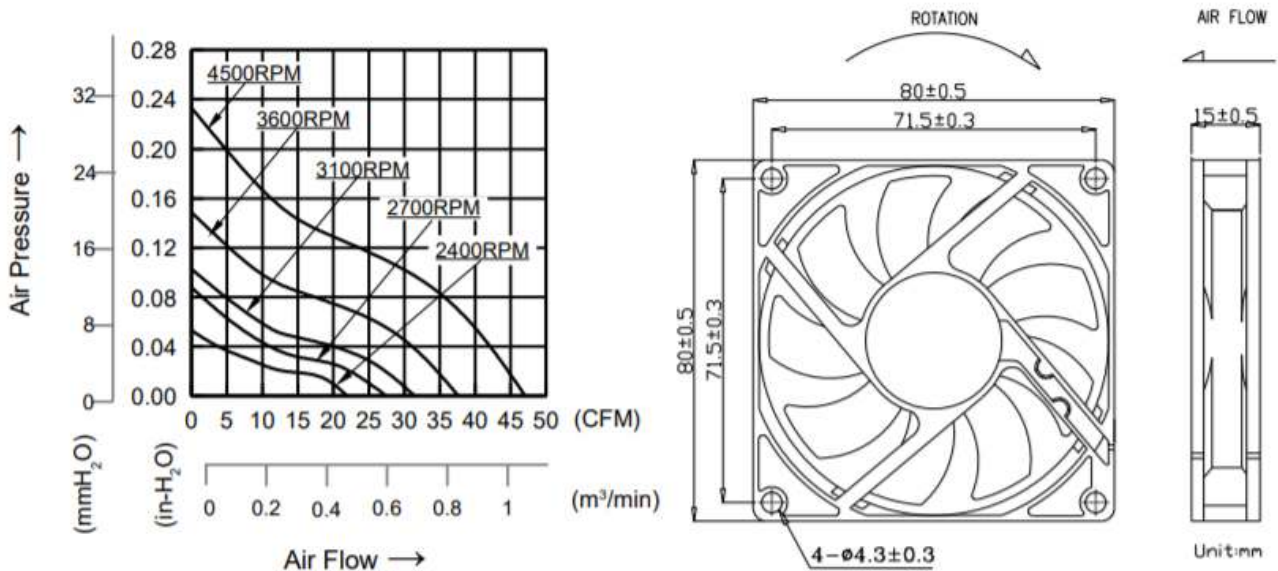
80x80x15mm



- MOTOR : DC single phase brushless motor
- FRAME : PBT (94V-0) ; IMPELLER : PBT(94V-0)
- OPERATING TEMP.: -10°C~70°C
- STORAGE TEMP.: -40°C~70°C
- WEIGHT : 54g
- Dual Ball Bearing
- Lead Length: 300mm +/- 10mm
- 2 Wire: Standard
- 3 Wire: Tach (FG) Optional
- 4 Wire: PWM Optional

Description	Size (mm)	Thickness (mm)	Rated Voltage (VDC)	Rated Current (A)	Rated Power (W)	Rated Speed (RPM)	Speed Code	Max Airflow (CFM)	Max Pressure (InAq)	Noise Level (dB/A)	Tach	PWM
DC0801512U2B	80	15	12	0.48	5.76	4500	U	45.2	0.21	43	3	B
DC0801512H2B	80	15	12	0.16	1.92	3600	H	37.6	0.15	36	3	B
DC0801512M2B	80	15	12	0.12	1.44	3100	M	31.5	0.10	32	3	B
DC0801512L2B	80	15	12	0.10	1.20	2700	L	27.5	0.09	30	3	B
DC0801512J2B	80	15	12	0.06	0.72	2400	J	22.0	0.05	25	3	B

See page 6 for termination configurations and typical ordering configurations



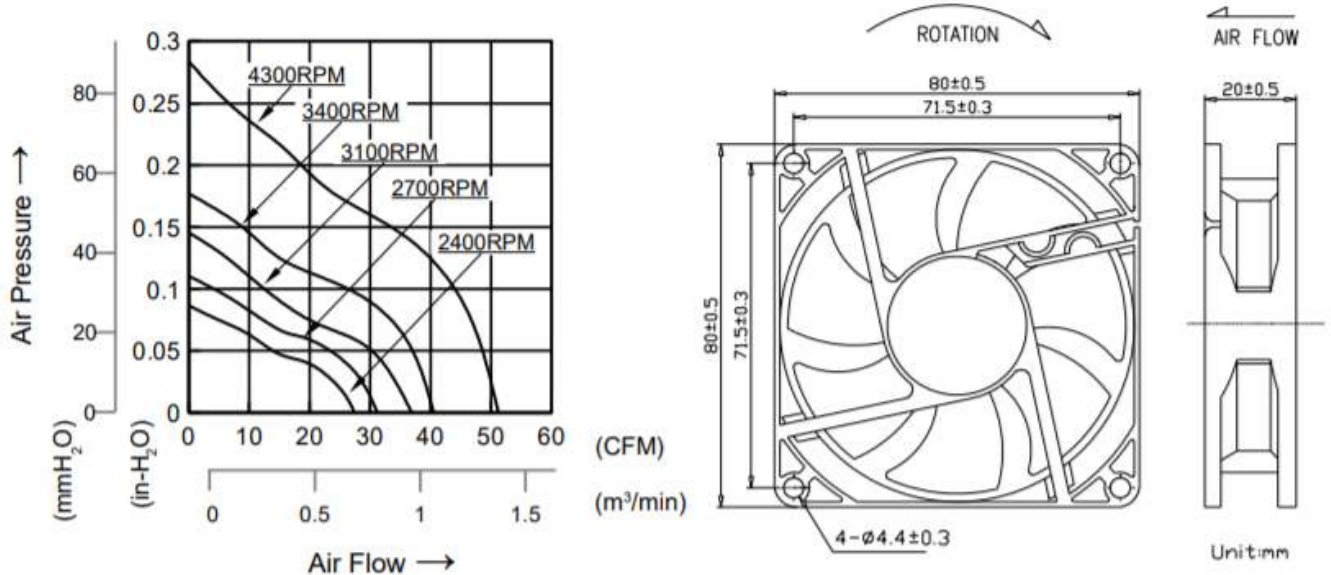
80x80x20mm



- MOTOR : DC single phase brushless motor
- FRAME : PBT (94V-0) ; IMPELLER : PBT(94V-0)
- OPERATING TEMP.: -10°C~70°C
- STORAGE TEMP.: -40°C~70°C
- WEIGHT : 76g
- Dual Ball Bearing
- Lead Length: 300mm +/- 10mm
- 2 Wire: Standard
- 3 Wire: Tach (FG) Optional
- 4 Wire: PWM Optional

Description	Size (mm)	Thickness (mm)	Rated Voltage (VDC)	Rated Current (A)	Rated Power (W)	Rated Speed (RPM)	Speed Code	Max Airflow (CFM)	Max Pressure (InAq)	Noise Level (dB/A)	Tach	PWM
DC0802012U2B	80	20	12	0.30	3.60	4300	U	51.2	0.28	43	3	B
DC0802012H2B	80	20	12	0.24	2.88	3400	H	40.5	0.18	36	3	B
DC0802012M2B	80	20	12	0.18	2.16	3100	M	36.9	0.15	34	3	B
DC0802012L2B	80	20	12	0.16	1.92	2700	L	31.2	0.11	29	3	B
DC0802012J2B	80	20	12	0.13	1.56	2400	J	27.4	0.09	25	3	B

See page 6 for termination configurations and typical ordering configurations



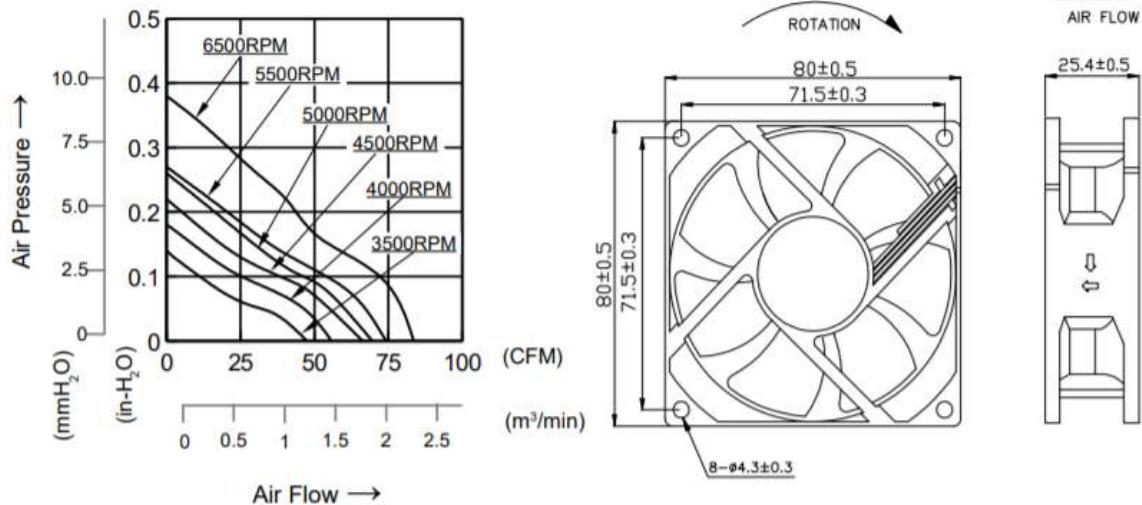
80x80x25mm



- MOTOR : DC single phase brushless motor
- FRAME : PBT (94V-0) ; IMPELLER : PBT(94V-0)
- OPERATING TEMP.: -10°C~70°C
- STORAGE TEMP.: -40°C~70°C
- WEIGHT : 85g
- Dual Ball Bearing
- Lead Length: 300mm +/- 10mm
- 2 Wire: Standard
- 3 Wire: Tach (FG) Optional
- 4 Wire: PWM Optional

Description	Size (mm)	Thickness (mm)	Rated Voltage (VDC)	Rated Current (A)	Rated Power (W)	Rated Speed (RPM)	Speed Code	Max Airflow (CFM)	Max Pressure (InAq)	Noise Level (dB/A)	Tach	PWM
DC0802512U2B	80	25	12	0.73	8.76	6500	U	83.6	0.38	50	3	B
DC0802512H2B	80	25	12	0.48	5.76	5500	H	74.3	0.27	46	3	B
DC0802512M2B	80	25	12	0.25	3.00	5000	M	69.9	0.26	44	3	B
DC0802512L2B	80	25	12	0.20	2.40	4500	L	66.4	0.22	42	3	B
DC0802512I2B	80	25	12	0.13	1.56	4000	I	55.8	0.18	37	3	B
DC0802512J2B	80	25	12	0.15	1.80	3500	J	47.5	0.14	35	3	B

See page 6 for termination configurations and typical ordering configurations



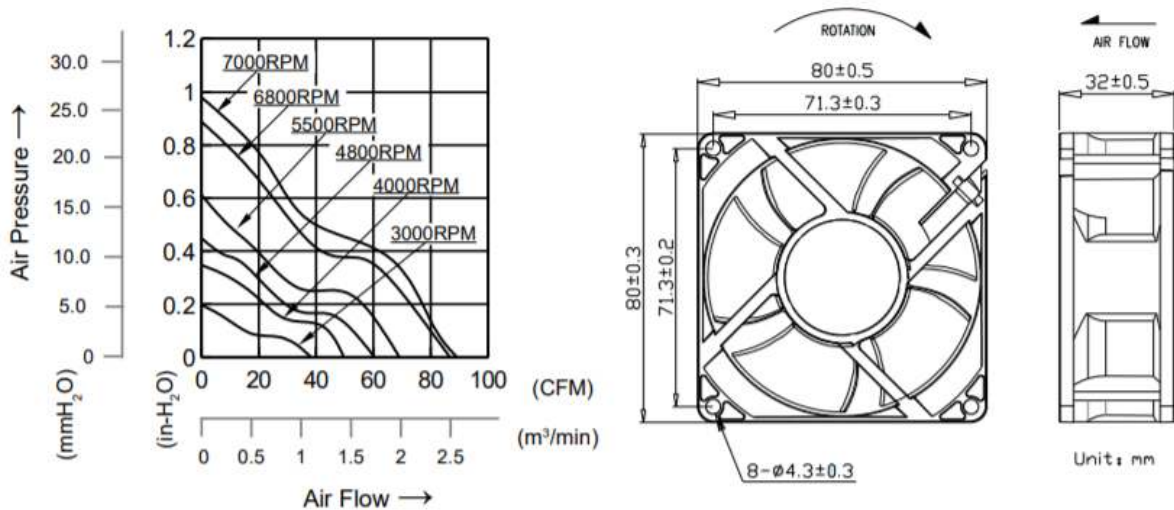
80x80x32mm



- MOTOR : DC single phase brushless motor
- FRAME : PBT (94V-0) ; IMPELLER : PBT(94V-0)
- OPERATING TEMP.: -10°C~70°C
- STORAGE TEMP.: -40°C~70°C
- WEIGHT : 120g
- Dual Ball Bearing
- Lead Length: 300mm +/- 10mm
- 2 Wire: Standard
- 3 Wire: Tach (FG) Optional
- 4 Wire: PWM Optional

Description	Size (mm)	Thickness (mm)	Rated Voltage (VDC)	Rated Current (A)	Rated Power (W)	Rated Speed (RPM)	Speed Code	Max Airflow (CFM)	Max Pressure (InAq)	Noise Level (dB/A)	Tach	PWM
DC0803212W2B	80	32	12	0.95	11.4	6800	W	86.7	0.89	54	3	B
DC0803212H2B	80	32	12	0.50	6.0	5500	H	69.1	0.61	48	3	B
DC0803212M2B	80	32	12	0.35	4.2	4800	M	60.4	0.45	45	3	B
DC0803212L2B	80	32	12	0.20	2.4	4000	L	49.7	0.35	39	3	B
DC0803212J2B	80	32	12	0.15	1.8	3000	J	38.2	0.20	31	3	B

See page 6 for termination configurations and typical ordering configurations



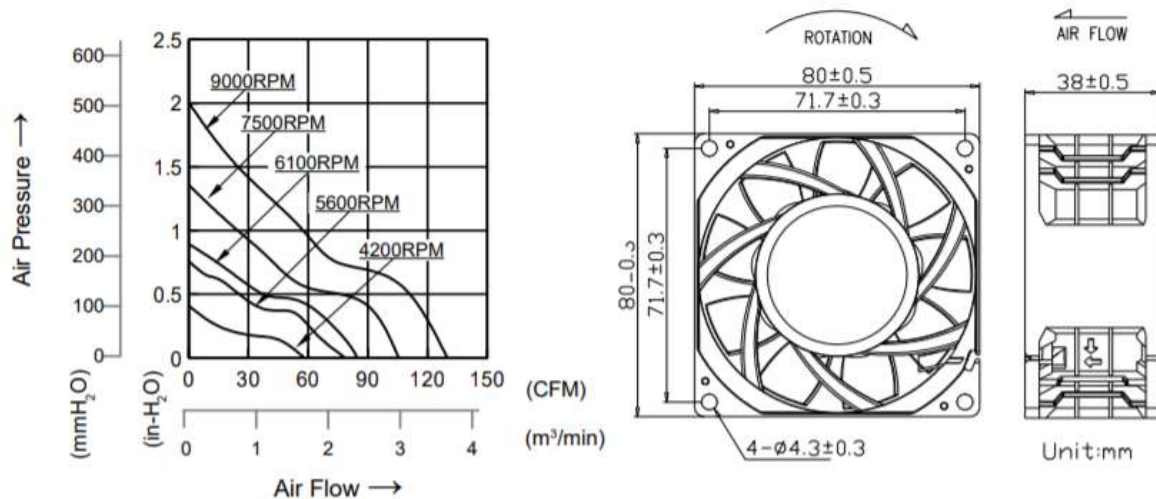
80x80x38mm



- MOTOR : DC single phase brushless motor
- FRAME : PBT (94V-0) ; IMPELLER : PBT(94V-0)
- OPERATING TEMP.: -10°C~70°C
- STORAGE TEMP.: -40°C~70°C
- WEIGHT : 210g
- Dual Ball Bearing
- Lead Length: 300mm +/- 10mm
- 2 Wire: Standard
- 3 Wire: Tach (FG) Optional
- 4 Wire: PWM Optional

Description	Size (mm)	Thickness (mm)	Rated Voltage (VDC)	Rated Current (A)	Rated Power (W)	Rated Speed (RPM)	Speed Code	Max Airflow (CFM)	Max Pressure (InAq)	Noise Level (dB/A)	Tach	PWM
DC0803812V2B	80	38	12	2.70	32.40	9000	V	130.0	2.00	66	3	B
DC0803812U2B	80	38	12	1.50	18.00	7500	U	105.5	1.36	62	3	B
DC0803812H2B	80	38	12	1.00	12.00	6100	H	84.8	0.89	56	3	B
DC0803812M2B	80	38	12	0.76	9.12	5600	M	78.8	0.76	53	3	B
DC0803812L2B	80	38	12	0.40	4.80	4200	L	58.2	0.41	45	3	B

See page 6 for termination configurations and typical ordering configurations



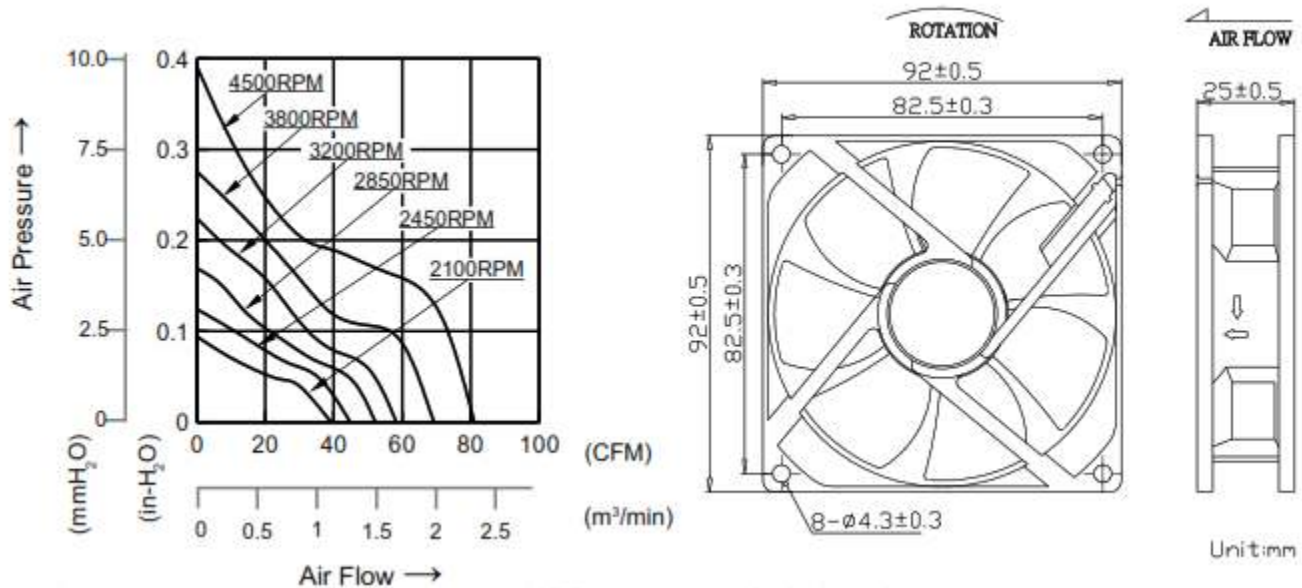
92x92x25mm



- MOTOR : DC single phase brushless motor
- FRAME : PBT (94V-0) ; IMPELLER : PBT(94V-0)
- OPERATING TEMP.: -10°C~70°C
- STORAGE TEMP.: -40°C~70°C
- WEIGHT : 85g
- Dual Ball Bearing
- Lead Length: 300mm +/- 10mm
- 2 Wire: Standard
- 3 Wire: Tach (FG) Optional
- 4 Wire: PWM Optional

Description	Size (mm)	Thickness (mm)	Rated Voltage (VDC)	Rated Current (A)	Rated Power (W)	Rated Speed (RPM)	Speed Code	Max Airflow (CFM)	Max Pressure (InAq)	Noise Level (dB/A)	Tach	PWM
DC0922512V2B	92	25	12	0.41	4.92	4500	V	81.0	0.40	49	3	B
DC0922512U2B	92	25	12	0.30	3.60	3800	U	69.2	0.28	45	3	B
DC0922512H2B	92	25	12	0.20	2.40	3200	H	58.3	0.22	38	3	B
DC0922512M2B	92	25	12	0.14	1.68	2850	M	52.1	0.17	34	3	B
DC0922512L2B	92	25	12	0.11	1.32	2450	L	44.8	0.12	30	3	B
DC0922512J2B	92	25	12	0.09	1.08	2100	J	39.2	0.09	25	3	B

See page 6 for termination configurations and typical ordering configurations



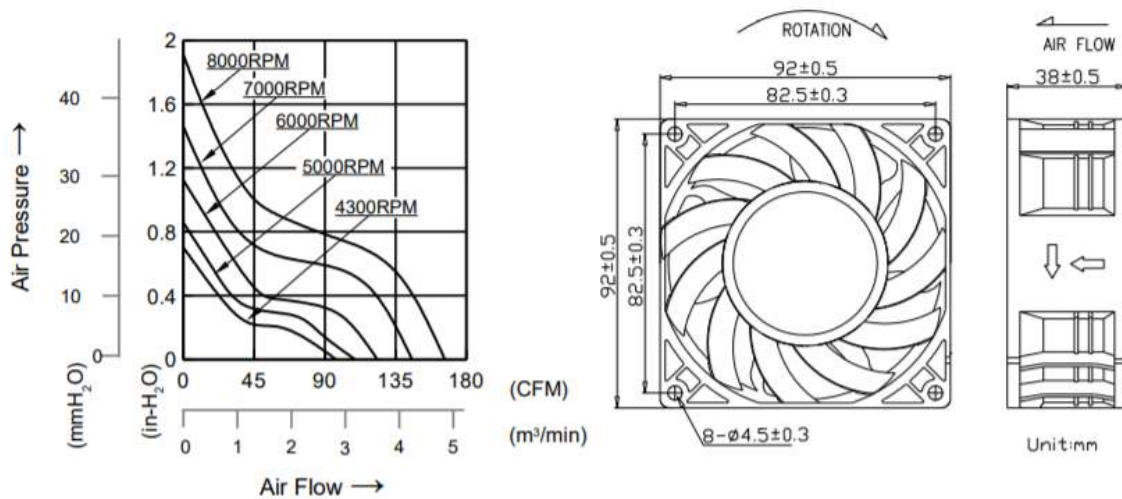
92x92x38mm



- MOTOR : DC single phase brushless motor
- FRAME : PBT (94V-0) ; IMPELLER : PBT(94V-0)
- OPERATING TEMP.: -10°C~70°C
- STORAGE TEMP.: -40°C~70°C
- WEIGHT : 200g
- Dual Ball Bearing
- Lead Length: 300mm +/- 10mm
- 2 Wire: Standard
- 3 Wire: Tach (FG) Optional
- 4 Wire: PWM Optional

Description	Size (mm)	Thickness (mm)	Rated Voltage (VDC)	Rated Current (A)	Rated Power (W)	Rated Speed (RPM)	Speed Code	Max Airflow (CFM)	Max Pressure (InAq)	Noise Level (dB/A)	Tach	PWM
DC0923812V2B	92	38	12	2.95	35.4	8000	V	166.4	1.91	72	3	B
DC0923812U2B	92	38	12	2.50	30.0	7000	U	145.6	1.46	67	3	B
DC0923812H2B	92	38	12	1.20	14.4	6000	H	123.4	1.12	64	3	B
DC0923812M2B	92	38	12	0.90	10.8	5000	M	109.2	0.86	58	3	B
DC0923812L2B	92	38	12	0.50	6.0	4300	L	97.1	0.70	52	3	B

See page 6 for termination configurations and typical ordering configurations



120x120x25mm



- MOTOR : DC single phase brushless motor
- FRAME : PBT (94V-0) ; IMPELLER : PBT(94V-0)
- OPERATING TEMP.: -10°C~70°C
- STORAGE TEMP.: -40°C~70°C
- WEIGHT : 230g
- Dual Ball Bearing
- Lead Length: 300mm +/- 10mm
- 2 Wire: Standard
- 3 Wire: Tach (FG) Optional
- 4 Wire: PWM Optional

Description	Size (mm)	Thickness (mm)	Rated Voltage (VDC)	Rated Current (A)	Rated Power (W)	Rated Speed (RPM)	Speed Code	Max Airflow (CFM)	Max Pressure (InAq)	Noise Level (dB/A)	Tach	PWM
DC1202512V2B	120	25	12	0.65	7.80	4000	V	121.10	0.51	52	3	B
DC1202512U2B	120	25	12	0.62	7.44	3700	U	114.80	0.46	50	3	B
DC1202512H2B	120	25	12	0.50	6.00	3400	H	103.90	0.40	47	3	B
DC1202512M2B	120	25	12	0.48	5.76	2800	M	86.70	0.28	42	3	B
DC1202512L2B	120	25	12	0.30	3.60	2500	L	77.20	0.23	39	3	B
DC1202512J2B	120	25	12	0.20	2.40	2100	J	67.70	0.17	35	3	B

See page 6 for termination configurations and typical ordering configurations

