



DCNLM SERIES


60V DC MAX CONTACTOR RELAY



DCNLM50



DCNLM200



DCNLM100

Description

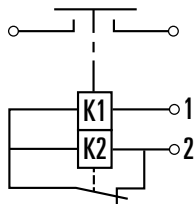
The DCNLM Series 48V High-Current DC Contactor Relay is available up to 400A contact switching capability as well as multiple coil voltage options to suit a wide variety of applications, including use in electrical control systems for communication power supplies, industrial machines, and uninterruptible power supplies (UPS).

The DCNLM normally open, high-current DC contactor features 48V non-polarized main contacts and is available in single-coil and double-coil configurations.

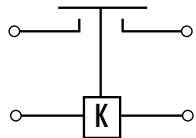
Web Resources

Download 2D print, installation guide and technical resources at: littelfuse.com/DCNLM

Electrical Diagram



DCNLM100NBxx-01
 DCNLM200NB12xx
 DCNLM400NB12
 DCNLM400NB24-01
 DCNLM400NB48-01



DCNLM50NBxx
 DCNLM200NBxx-01
 DCNLM200NB24-02
 DCNLM400NBxx

Specifications

Max Voltage Rating (V DC):	60
Current Rating Continuous (A):	50, 100, 200, 400
Coil Voltage Rating (V DC):	12, 24, 48, 60
Ingress Protection:	IP 40
Operating Temperature (°C):	-40°C to +70°C
Approvals:	400A have CCC, UL

Applications

- Communication Power Supplies
- UPS

Features and Benefits

- Available up to 400A contact switching capability
- Main contacts are rated for 48V (typical) and 60V (max)
- Coil voltage options include 12V, 24V, 48V, and 60V
- Available in single-coil and double-coil configurations
- Normally open, monostable relay design
- Non-polarized main contacts

DCNLM SERIES

60V DC MAX CONTACTOR RELAY

Ordering Information

PART NUMBER	CONTINUOUS CURRENT (A)	VOLTAGE RATING		MOUNTING	COIL VOLTAGE (V DC)	COIL TYPE	AUX CONTACT	POLARIZED
		SYSTEM NOMINAL (V DC)	MAX VOLTAGE (V DC)					
DCNLM50NB12	50	48	60	SIDE MOUNT	12	Single	No	No
DCNLM50NB24	50	48	60	SIDE MOUNT	24	Single	No	No
DCNLM50NB48	50	48	60	SIDE MOUNT	48	Single	No	No
DCNLM50NB60	50	48	60	SIDE MOUNT	60	Single	No	No
DCNLM100NB12-01	100	48	60	SIDE MOUNT	12	Dual	No	No
DCNLM100NB24-01	100	48	60	SIDE MOUNT	24	Dual	No	No
DCNLM100NB48-01	100	48	60	SIDE MOUNT	48	Dual	No	No
DCNLM200NB12	200	48	60	SIDE MOUNT	12	Dual	No	No
DCNLM200NB24	200	48	60	SIDE MOUNT	24	Dual	No	No
DCNLM200NB48	200	48	60	SIDE MOUNT	48	Dual	No	No
DCNLM200NB12-01	200	48	60	SIDE MOUNT	12	Single	No	No
DCNLM200NB24-01	200	48	60	SIDE MOUNT	24	Single	No	No
DCNLM200NB48-01	200	48	60	SIDE MOUNT	48	Single	No	No
DCNLM200NB24-02	200	48	60	TOP MOUNT	24	Single	No	No
DCNLM400NB24	400	48	60	SIDE MOUNT	24	Single	No	No
DCNLM400NB48	400	48	60	SIDE MOUNT	48	Single	No	No
DCNLM400NB12	400	48	60	SIDE MOUNT	12	Dual	No	No
DCNLM400NB24-01	400	48	60	SIDE MOUNT	24	Dual	No	No
DCNLM400NB48-01	400	48	60	SIDE MOUNT	48	Dual	No	No

Performance Data

MAIN CONTACT			
Contact Arrangement	SPST NO		
Rated Operating Voltage	48V DC		
Max Short Circuit Current	DCNLM50	200A @ 48V DC	
	DCNLM100	400A @ 48V DC	
	DCNLM200	800A @ 48V DC	
	DCNLM400	1600A @ 48V DC	
Dielectric Withstand Voltage	1000V AC		
Insulation Resistance	≥50MΩ @ 500V DC		
Max Voltage Drop	DCNLM50	≤50mV @ 50 A	
	DCNLM100	≤80mV @ 100 A	
	DCNLM200, 400		≤50mV @ 100A

COIL DATA					
Voltage Rating (V DC)	12	24	48	60	
Pickup Voltage @ 25°C (V DC MAX)	8.4	16.8	33.6	42	
Dropout Voltage @ 25°C (V DC MIN)	1	2	4	5	
Hold Current (A)	DCNLM50	0.71	0.35	0.18	0.13
	DCNLM100(D)	0.75	0.35	0.15	/
	DCNLM200(S)	0.84	0.4	0.21	/
	DCNLM200(D)	0.7	0.37	0.15	/
	DCNLM400(S)	/	0.39	0.24	/
	DCNLM400(D)	0.77	0.45	0.1	/
Coil Watts @ 25°C (W)	DCNLM50	9	9	9	9
	DCNLM100(D)	150/9	150/9	150/9	/
	DCNLM200(S)	10	10	10.5	/
	DCNLM200(D)	180/8.5	170/9	180/8	/
	DCNLM400(S)	/	10	11.5	/
	DCNLM400(D)	80/9.5	175/11	154/5	/

LIFE	
Electrical Life	6000 Cycles
Mechanical Life	100,000

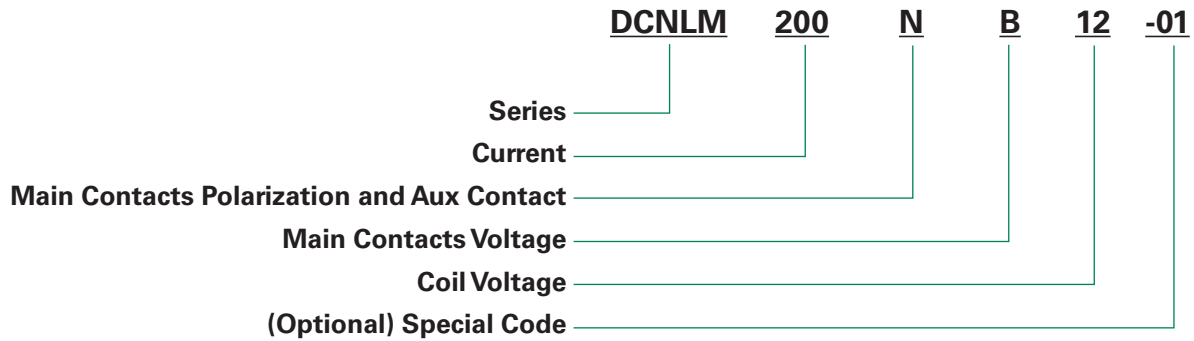
OPERATE / RELEASE TIME		
Close (ms)	DCNLM50	40
	DCNLM100	30
	DCNLM200	50
	DCNLM400	50
Release (ms)	DCNLM50	20
	DCNLM100	30
	DCNLM200	25
	DCNLM400	25

ENVIRONMENTAL DATA		
Shock	DCNLM50NB DVP 50G, 6ms	
Vibration	1~50Hz (freq.1~10Hz, amp;.25/f ² ; freq.10~50Hz, ampl.250/f ²)	
Operating Ambient Temperature	-40°C~+70°C	
Weight (g)	DCNLM50	157
	DCNLM100NBxx-01	193.3
	DCNLM200NBxx	445.1
	DCNLM200NBxx-0x	439
	DCNLM400NBxx	866
	DCNLM400NBxx-01	888

DCNLM SERIES

60V DC MAX CONTACTOR RELAY

Part Number System



MAIN CONTACTS POLARIZATION AND AUX CONTACT		
	POLARIZED?	INCLUDE AUX CONTACT?
N:	No	No

MAIN CONTACTS VOLTAGE RATING		
B:	48	V DC

COIL VOLTAGE		
12:	12	V DC
24:	24	V DC
48:	48	V DC
60:	60	V DC