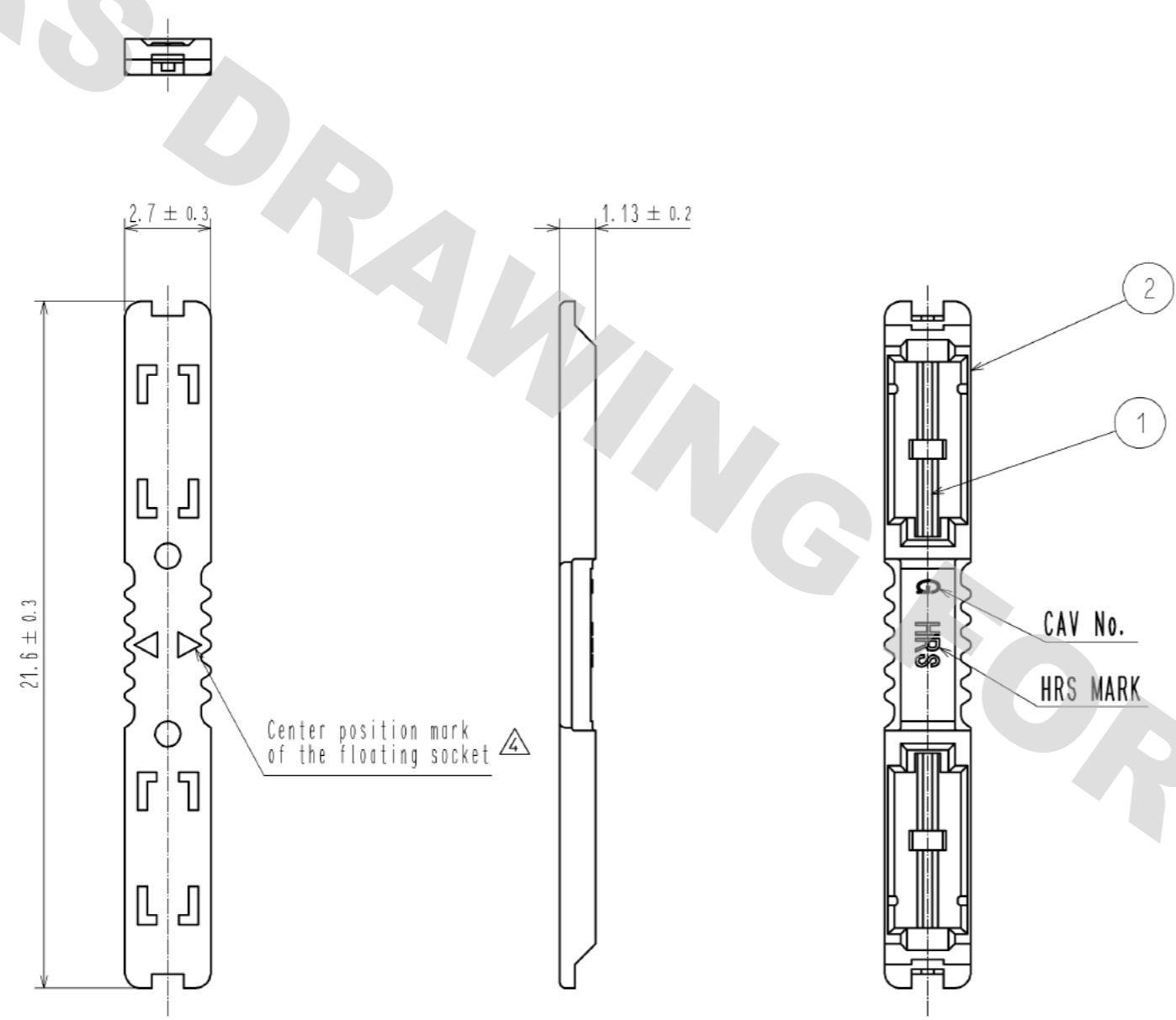


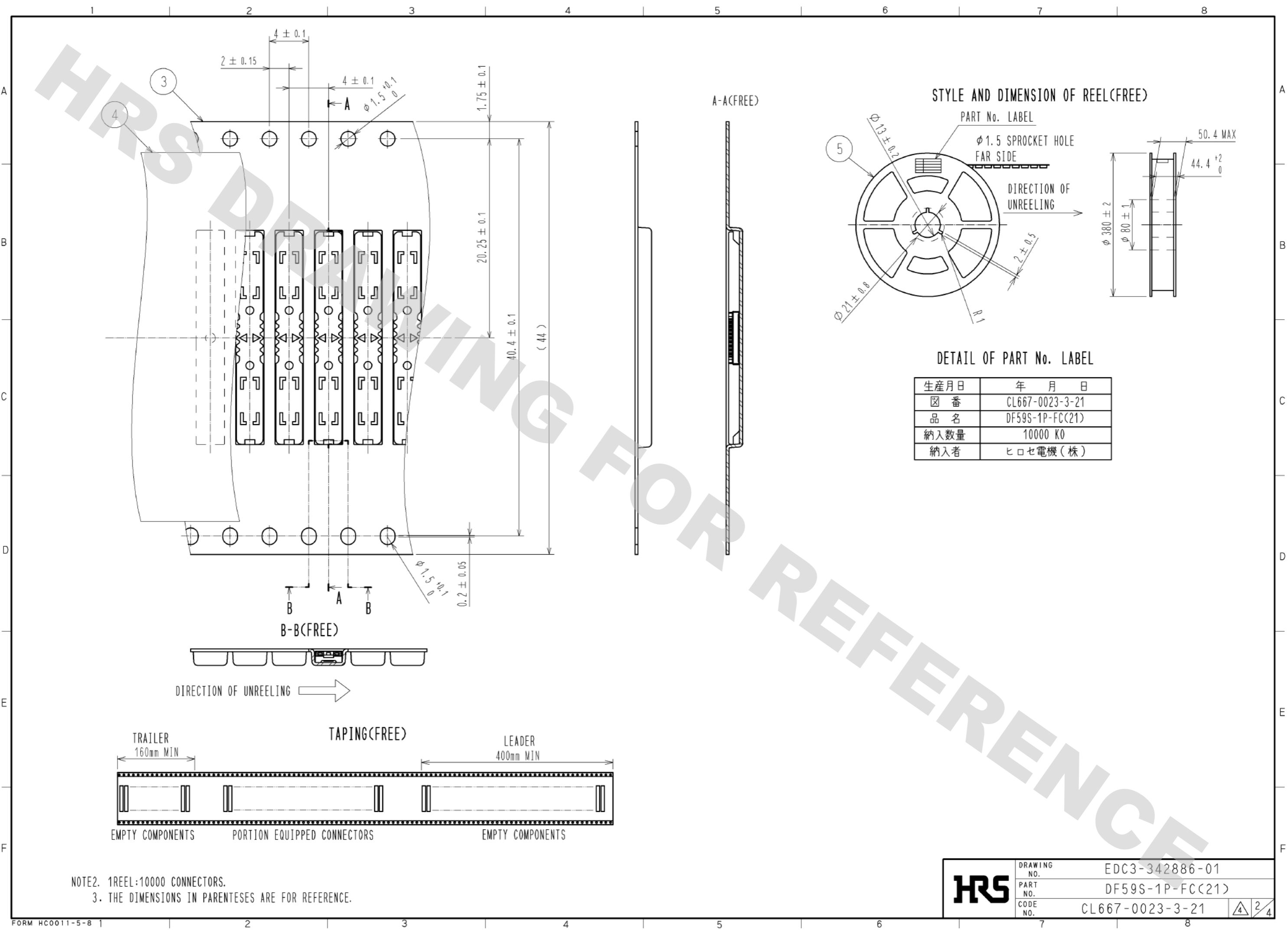
DRAWING FOR REFERENCE: This is subject to change without notice  
05/31/2013



NOTE1. REFER TO THE DF59S SERIES MATING/UNMATING OPERATION INSTRUCTION MANUAL (ETAD-H0651) FOR THE OPERATING OF THE PRODUCT.

2	LCP	UL94V-0, BEIGE	5	PS	REEL, BLACK
1	BRASS	SURFACE:TIN PLATING 1μm MIN UNDER PLATING:Cu PLATING 0.3μm MIN	4	POLYESTER	CLEAR(COVER TAPE)
			3	PS	CLEAR(EMBOSSED CARRIER TAPE)
NO.	MATERIAL	FINISH . REMARKS	NO.	MATERIAL	FINISH . REMARKS
UNITS mm		SCALE 5 : 1	COUNT 1	DESCRIPTION OF REVISIONS DIS-H-007568	
DESIGNED MI. SAKIMURA			CHECKED TS. KUMAZAWA		
DATE 13. 01. 23			DATE		
APPROVED : KI. AKIYAMA 12. 06. 21			DRAWING NO. EDC3-342886-01		
CHECKED : OM. MIYAMOTO 12. 06. 21			PART NO. DF59S-1P-FC(21)		
DESIGNED : KT. ISHII 12. 06. 21			CODE NO. CL667-0023-3-21		
DRAWN : KT. ISHII 12. 06. 21			1/4		

DRAWING FOR REFERENCE: This is subject to change without notice  
05/31/2013



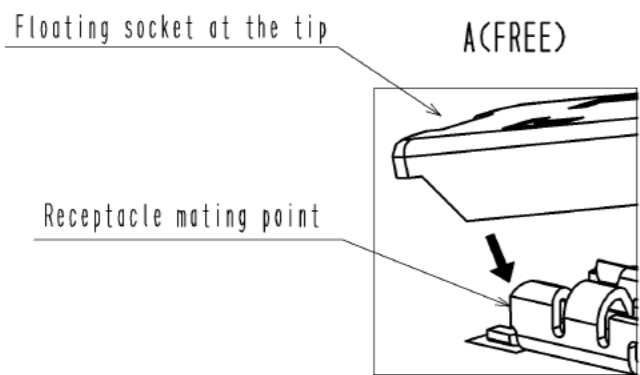
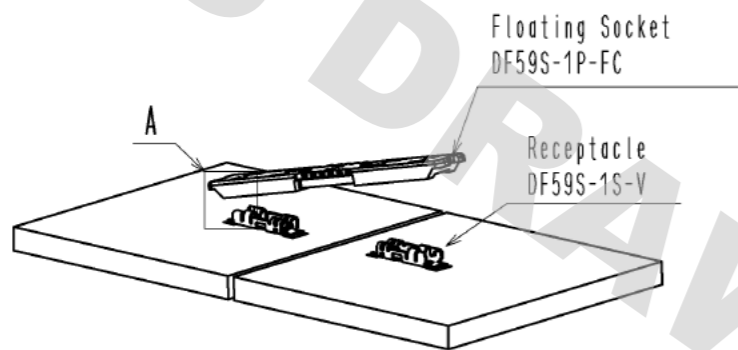
NOTE2. 1REEL:10000 CONNECTORS.  
3. THE DIMENSIONS IN PARENTESES ARE FOR REFERENCE.

<b>HRS</b>	DRAWING NO.	EDC3-342886-01
	PART NO.	DF59S-1P-FC(21)
	CODE NO.	CL667-0023-3-21
		2/4

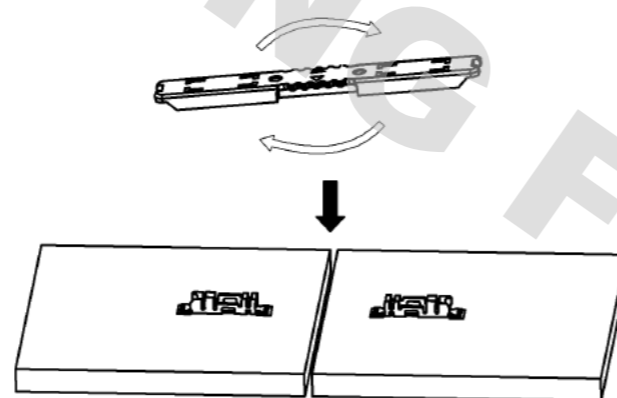
# DF59S Operation Procedures for Floating Socket

## «Mating»

1. Place the floating socket at the tip on the receptacle mating point.

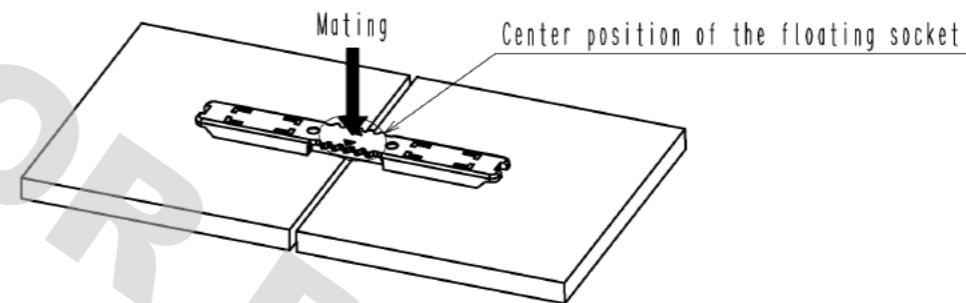
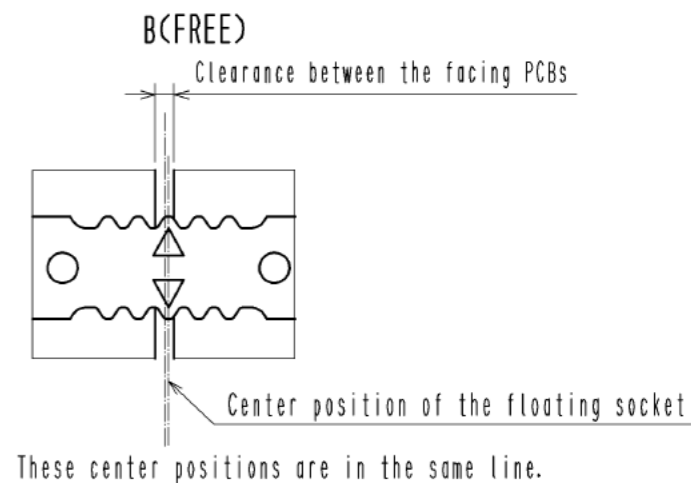
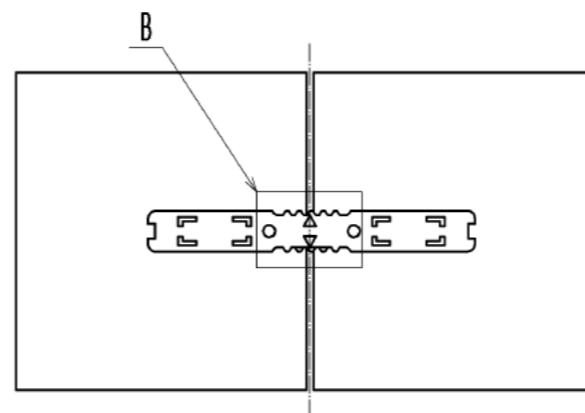


※Floating socket can be mating both directions.



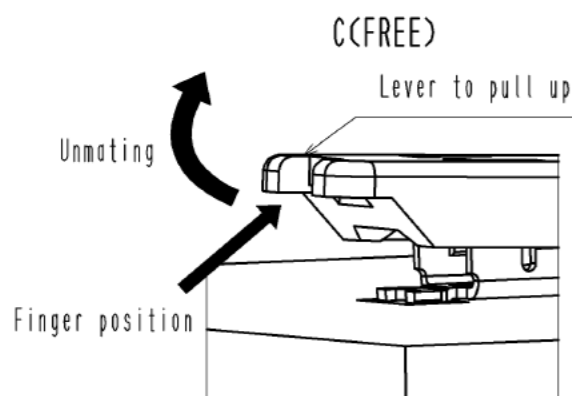
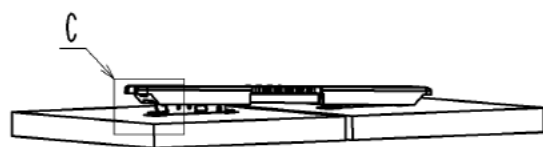
2. Align the center position of floating socket to the center position of the clearance between the facing PCBs in a line.

Press down at the center surface of the floating socket.

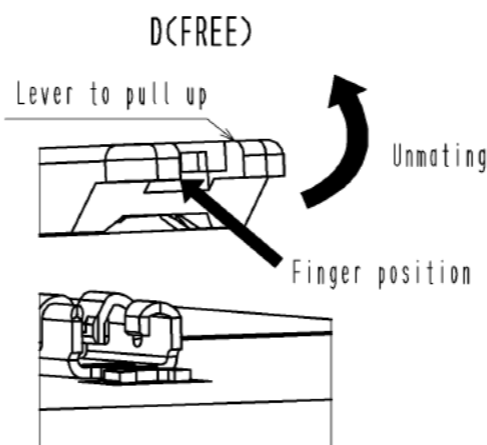
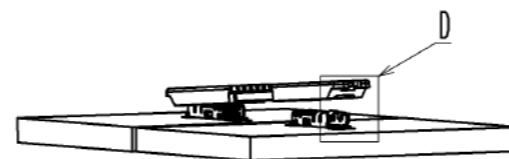


## «Unmating»

1. Hook the lever on either sides of floating socket with finger and lift up to the upper direction for unlock. (Lift up until friction lock is released.)



2. After releasing either side, hook the lever on the other side with a finger and lift up to the upper direction, too.



<b>HRS</b>	DRAWING NO.	EDC3-342886-01	3/4
	PART NO.	DF59S-1P-FC(21)	
	CODE NO.	CL667-0023-3-21	

DRAWING FOR REFERENCE: This is subject to change without notice  
05/31/2013