



DIO2531

One-Channel, 9.5MHz, 6th-Order Standard Definition Video Filter Driver

Features

- One-ch 6th-order 9.5MHz SD filters
- 6dB Output Driver Gain and Drive Dual Video Load
- Transparent Input Clamping
- AC or DC Coupled Inputs
- AC or DC Coupled Outputs
- Operates from 3.135V to 5.5V Single Power Supply
- Low Power (8mA/Channel)
- RoHS or Green SC70-5 and SOIC-8 Package
- 8kV ESD protection

Applications

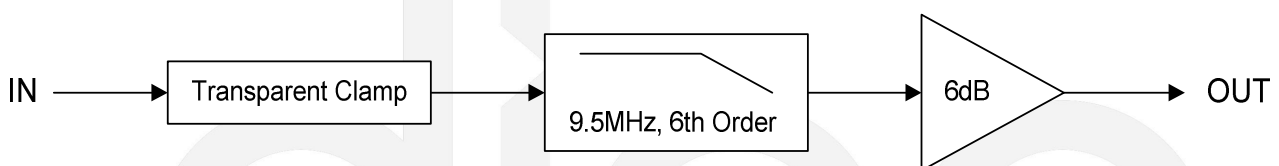
- DVD Players
- Video Amplifiers
- Cable set-top boxes
- Personal Video Recorders
- Communications Devices
- Video on Demand

Descriptions

DIO2531 is a low voltage, one channel video amplifier with integrated reconstruction filter and input clamps. DIO2531 provides improved image quality compared with passive LC filters and discrete driver solution, especially suited for standard definition video signals, such as television and set-top box applications.

DIO2531 can be directly driven by a DC-coupled DAC output or an AC-coupled signal. Internal diode-like clamps and bias circuitry may be used if AC-coupled inputs are required. The output in DIO2531 can also drive AC or DC coupled single (150Ω) or dual (75Ω) loads. The DC coupling capacitors can be removed.

Block Diagram

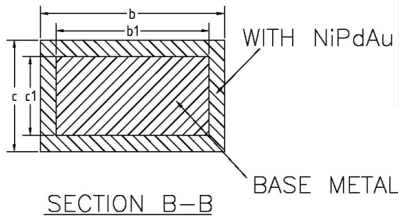
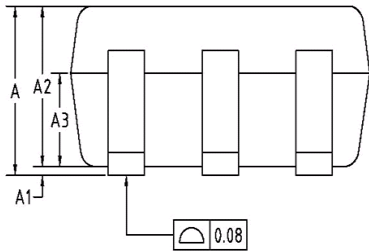
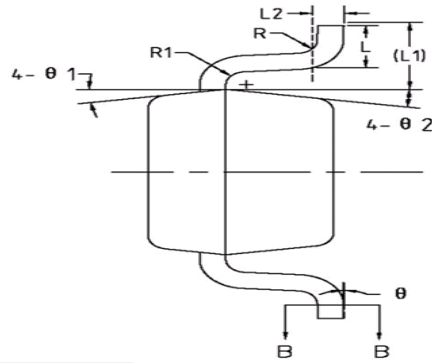
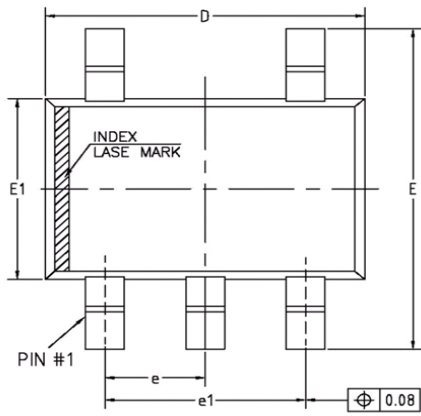


Ordering Information

Order Part Number	Top Marking		T _A		Package
DIO2531SC5	YW(X)Z	RoHS or Green	-40 to +85°C	SC70-5	Tape & Reel, 3000
DIO2531SO8	DIO2531	RoHS or Green	-40 to +85°C	SOIC-8	Tape & Reel, 2500

DIO2531

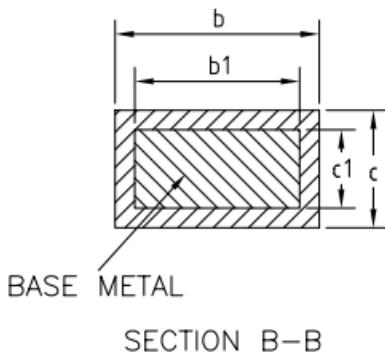
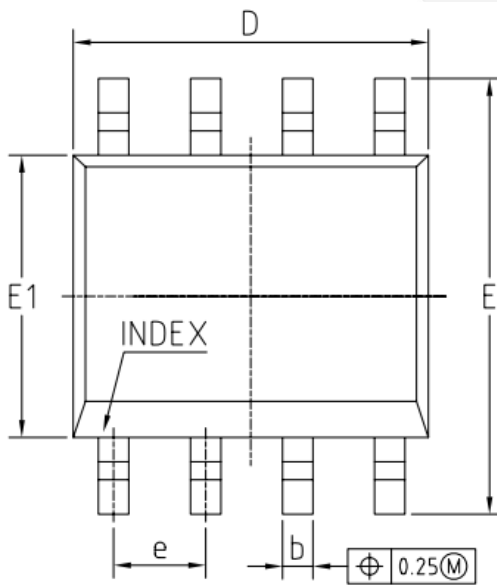
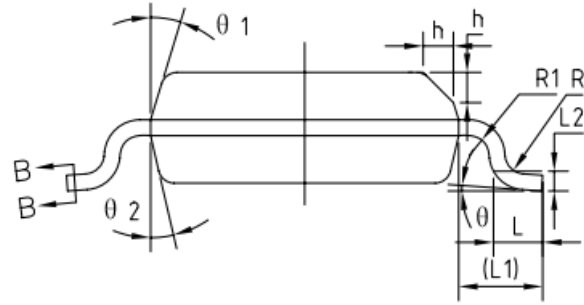
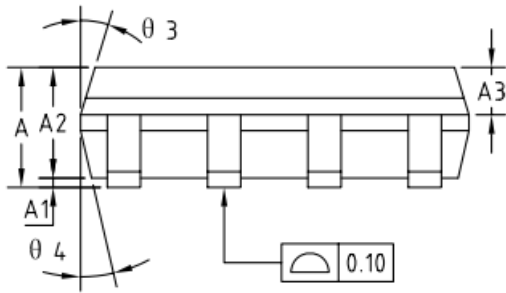
Physical Dimensions: SC70-5



COMMON DIMENSIONS (UNITS OF MEASURE=MILLIMETER)			
Symbol	MIN	NOM	MAX
A	0.85	-	1.05
A1	0	-	0.10
A2	0.80	0.90	1.00
A3	0.47	0.52	0.57
b	0.22	-	0.29
b1	0.22	0.25	0.28
c	0.115	-	0.15
c1	0.115	0.13	0.14
D	2.02	2.07	2.12
E	2.20	2.30	2.40
E1	1.25	1.30	1.35
e	0.65BSC		
e1	1.30BSC		
L	0.28	0.33	0.38
L1	0.50REF		
L2	0.15BSC		
R	0.10	-	-
R1	0.10	-	0.25
θ	0°	-	8°
θ1	6°	9°	12°
θ2	6°	9°	12°

DIO2531

Physical Dimensions: SOIC-8



COMMON DIMENSIONS (UNITS OF MEASURE=MILLIMETER)			
Symbol	MIN	NOM	MAX
A	1.35	1.55	1.75
A1	0.10	0.15	0.25
A2	1.25	1.40	1.65
A3	0.50	0.60	0.70
b	0.38	-	0.51
b1	0.37	0.42	0.47
c	0.17	-	0.25
c1	0.17	0.20	0.23
D	4.80	4.90	5.00
E	5.80	6.00	6.20
E1	3.80	3.90	4.00
e	1.27BSC		
L	0.45	0.60	0.80
L1	1.04REF		
L2	0.25BSC		
R	0.07	-	-
R1	0.07	-	-
h	0.30	0.40	0.50
θ	0°	-	8°
θ1	15°	17°	19°
θ2	11°	13°	15°
θ3	15°	17°	19°
θ4	11°	13°	15°