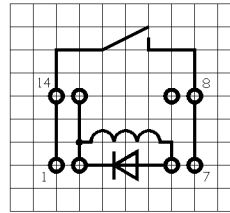
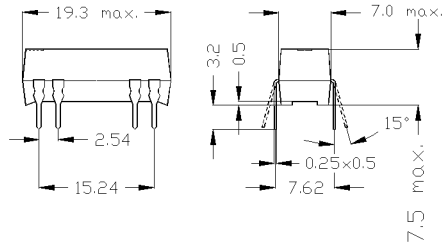
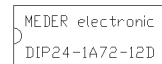


Belegung / layout : 12 D



Aufdruck / marking :



Raster / pitch 2.54
 Ansicht von oben / top view

dimensions / Abmessungen (mm)
 tolerances acc. to DIN ISO 2768-m

Coil Data at 20 °C	Conditions	Min	Typ	Max	Unit
Coil resistance		1.800	2.000	2.200	Ohm
Coil voltage			24		VDC
Rated power			288		mW
Coil current			12		mA
Thermal resistance	max. Relay temperature = operating temperature + self heating		100		K/W
Inductance			220		mH
Pull-In voltage				16,8	VDC
Drop-Out voltage		3,6			VDC

Contact data 66/3	Conditions	Min	Typ	Max	Unit
Contact rating	Any DC combination of V & A not to exceed their individual max.'s			10	W
Switching voltage	DC or Peak AC			200	V
Switching current	DC or Peak AC			1	A
Carry current	DC or Peak AC			1,25	A
Contact resistance static	Measured with 40% overdrive Start Value			150	mOhm
Insulation resistance	RH <45 %, 100 V test voltage	1,5			TOhm
Breakdown voltage (> 20 AT)	according to IEC 255-5	0,5			kV DC
Operate time incl. bounce	measured with 40% overdrive			0,5	ms
Release time	measured with no coil excitation			0,1	ms
Capacity	@ 10 kHz across open switch		0,2		pF

Special Product Data	Conditions	Min	Typ	Max	Unit
Number of contacts				1	
Contact - form				A - NO	
Dielectric Strength Coil/Contact	according to IEC 255-5	1,5			kV DC
Insulation resistance Coil/Contact	RH <45%, 200 VDC test voltage	5			TOhm
Capacity Coil/Contact	@ 10 kHz		0,8		pF
Case colour				black	
Housing material				epoxy resin	
Connection pins				CuFe2P tin plated	
Magnetic Shield				no	
Reach / RoHS conformity				yes	
Approval				UL File No. NRNT2.156887	
Approval				UL File No. NRNT8.156887	

Modifications in the sense of technical progress are reserved



Products for tomorrow...

Europe: +49 / 7731 8399 0 | Email: info@meder.com
USA: +1 / 508 295 0771 | Email: salesusa@meder.com
Asia: +852 / 2955 1682 | Email: salesasia@meder.com

Item No.:
3224100112
Item:
DIP24-1A72-12D

Environmental data	Conditions	Min	Typ	Max	Unit
Shock	1/2 sine wave duration 11ms			50	g
Vibration	from 10 - 2000 Hz			20	g
Operating temperature		-20		70	°C
Storage temperature		-35		95	°C
Soldering temperature	wave soldering max. 5 sec.			260	°C
Washability					fully sealed

General data	Conditions	Min	Typ	Max	Unit
Total weight			2,1		g
Packaging					Tube per 25 piece

Modifications in the sense of technical progress are reserved

Designed at: 28.04.04 Designed by: SCHELLHORN
Last Change at: 28.04.04 Last Change by: SCHELLHORN

Approval at: 02.11.09 Approval by: KOLBRICH
Approval at: Approval by:

Version: 01