

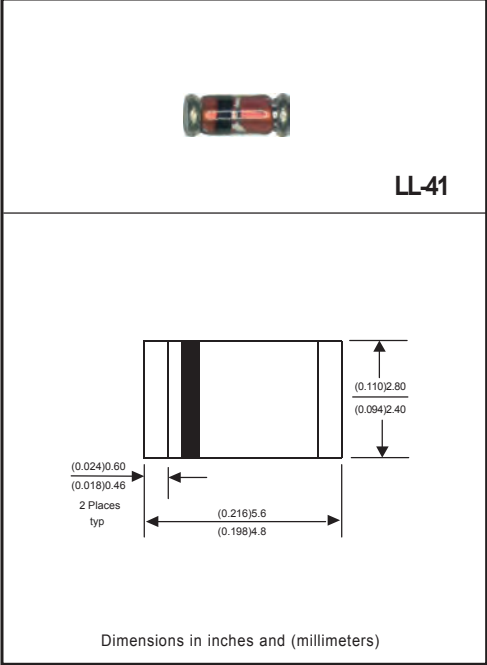
**SURFACE MOUNT M.E.L.F
ZENER DIODE**

FEATURES

- * Through-Hole Device Type Mounting
- * Hermetically Sealed Glass
- * Compression Bonded Construction
- * All external surfaces are corrosion resistant and leads are readily solderable

MECHANICAL DATA

- * Package : LL-41 (MELF)
- * Case : Hermetically Sealed Glass
- * Lead : Tin



MAXIMUM RATINGS AND ELECTRICAL CHARACTERISTICS
Ratings at 25 °C ambient temperature unless otherwise specified.
Single phase, half wave, 60Hz, resistive or inductive load.
For capacitive load, derate current by 20%.

MAXIMUM RATINGS (@ TA = 25°C unless otherwise noted)

CHARACTERISTICS	SYMBOL	Ratings	UNITS
Power Dissipation	PTOT	1	W
Thermal Resis	R _{th} JA	170	K / W
Tolerance	-	5	%
Forward Voltage@If = 100mA	Vf	1.0	V
Junction Temp	T _J	200	°C
Storage Temp	T _{stg}	-65 to 200	°C

ELECTRICAL CHARACTERISTICS (@ TA = 25°C unless otherwise noted)

TYPE	ZENER VOLTAGE		MAX ZENER IMPEDANCE @IzT		MAX ZENER IMPEDANCE @Izk		MAXIMUM REVERSE CURRENT		MAXIMUM REGULATOR CURRENT
	Vz(V)	Izt(mA)	ZzT(Ω)	IzT(mA)	Zzk(Ω)	Izk(mA)	VR(V)	IR(μA)	IzM(mA)
DL4728A	3.3	76	10	76	400	1.0	1.0	100	276
DL4729A	3.6	69	10	69	400	1.0	1.0	100	252
DL4730A	3.9	64	9	64	400	1.0	1.0	50	234
DL4731A	4.3	58	9	58	400	1.0	1.0	10	217
DL4732A	4.7	53	8	53	500	1.0	1.0	10	193
DL4733A	5.1	49	7	49	550	1.0	1.0	10	178
DL4734A	5.6	45	5	45	600	1.0	2.0	10	162
DL4735A	6.2	41	2	41	700	1.0	3.0	10	146
DL4736A	6.8	37	3.5	37	700	1.0	4.0	10	133
DL4737A	7.5	34	4	34	700	0.5	5.0	10	121
DL4738A	8.2	31	4.5	31	700	0.5	6.0	10	110
DL4739A	9.1	28	5	28	700	0.5	7.0	10	100

ELECTRICAL CHARACTERISTICS (@ TA = 25°C unless otherwise noted)

TYPE	ZENER VOLTAGE		MAX ZENER IMPEDANCE @IzT		MAX ZENER IMPEDANCE @Izk		MAX IMUM REVERSE CURRENT		MAX IMUM REGULATOR CURRENT
	Vz(V)	Izt(mA)	ZzT(Ω)	IzT(mA)	Zzk(Ω)	Izk(mA)	VR(V)	IR(μ A)	IzM(mA)
DL4740A	10	25	7	25	700	0.25	7.6	10	91
DL4741A	11	23	8	23	700	0.25	8.4	5	83
DL4742A	12	21	9	21	700	1.0	9.1	5	76
DL4743A	13	19	10	19	700	1.0	9.9	5	69
DL4744A	15	17	14	17	700	1.0	11.4	5	61
DL4745A	16	15.5	16	15.5	700	1.0	12.2	5	57
DL4746A	18	14	20	14	750	1.0	13.7	5	50
DL4747A	20	12.5	22	12.5	750	1.0	15.2	5	45
DL4748A	22	11.5	23	11.5	750	1.0	16.7	5	41
DL4749A	24	10.5	25	10.5	750	1.0	18.2	5	38
DL4750A	27	9.5	35	9.5	750	1.0	20.6	5	34
DL4751A	30	8.5	40	8.5	1000	0.5	22.8	5	30
DL4752A	33	7.5	45	7.5	1000	0.5	25.1	5	27
DL4753A	36	7.0	50	7.0	1000	0.5	27.4	5	25
DL4754A	39	6.5	60	6.5	1000	0.25	29.7	5	23
DL4755A	43	6.0	70	6.0	1500	0.25	32.7	5	22
DL4756A	47	5.5	80	5.5	1500	0.25	35.8	5	19
DL4757A	51	5.0	95	5.0	1500	0.25	38.8	5	18
DL4758A	56	4.5	110	4.5	2000	0.25	42.6	5	16
DL4759A	62	4.0	125	4.0	2000	0.25	47.1	5	14
DL4760A	68	3.7	150	3.7	2000	0.25	51.7	5	13
DL4761A	75	3.3	175	3.3	2000	0.25	56.0	5	12
DL4762A	82	3.0	200	3.0	3000	0.25	62.2	5	11
DL4763A	91	2.8	250	2.8	3000	0.25	69.2	5	10
DL4764A	100	2.5	350	2.5	3000	0.25	76.0	5	9

Note : "Fully ROHS compliant", "100% Sn plating (Pb-free)".

2009-02

RATING AND CHARACTERISTICS CURVES (DL4728A THRU DL4764A)

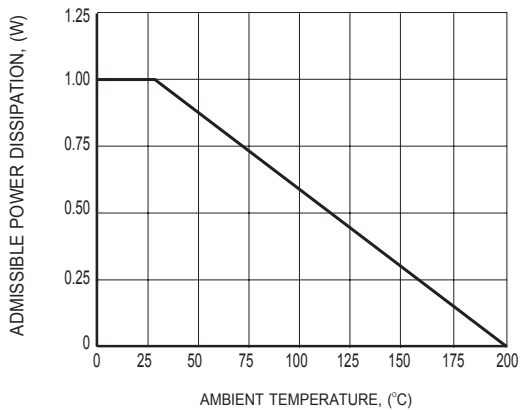


FIG.1 ADMISSIBLE POWER DISSIPATION vs. AMBIENT TEMPERATURE

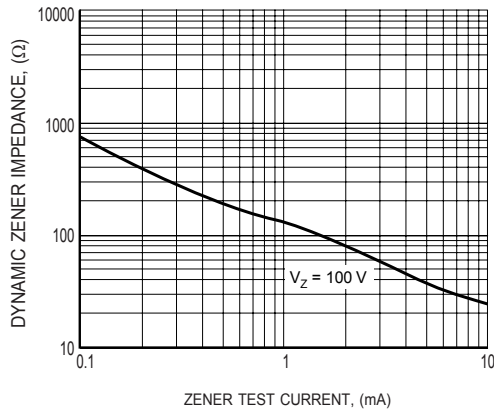


FIG.2 TYPICAL ZENER IMPEDANCE

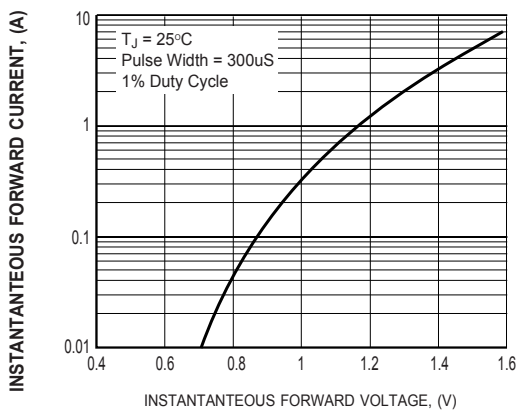


FIG.3 TYPICAL INSTANTANEOUS FORWARD CHARACTERISTICS

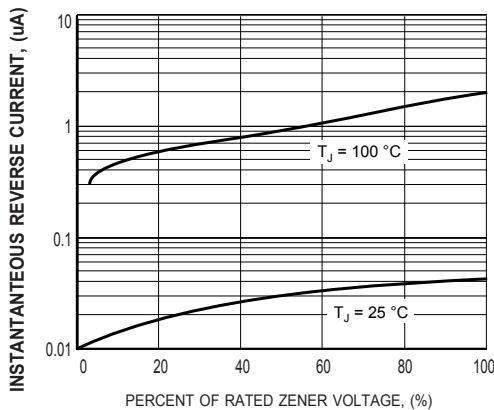


FIG.4 TYPICAL REVERSE CHARACTERISTICS