


*Perfect for use
on solderless
breadboards!*




PN: DLP-PMV
Low-Cost,
Hands-Free Voltmeter

The PROTOMETER® Voltmeter was designed to take up as little space as possible on your workbench, thereby reducing clutter and freeing your hands from holding test leads. The extreme low-power design and auto-power-off feature ensure that the coin-cell battery will last for months. The easy-to-read LCD display will present positive and negative voltage readings without having to reverse the connection to the circuit under test. DC measurements are performed by a simple average, and AC measurements by an RMS calculation.


- Measurement Range: ± 60 Volts DC Max, AC (RMS) 60V Max
- Basic Accuracy: 2% AC, DC
- Primary Power Source: One CR2032 Coin-Cell Battery
- TTL Serial Output: 0-3V Output, 9600 Baud N81, ASCII with CR/LF
- External 5V Power: External 5V Max Supply (Purchased Separately)



Lightweight design allows the PROTOMETER® to hold itself upright using only the two test pins.



Coin-Cell Powered



Shown here with an optional USB cable (purchased separately) for connection to a host PC. The USB port can be used for both data logging and operational power. The DLP-PMV has an on-board 3V regulator for use with an optional external 5V (max) power supply.

Reduce the clutter of equipment and test leads on your workbench!

TO OPERATE

1. Press and release the Power button.
2. Select AC or DC Mode using the slide switch.
3. Connect to the circuit you wish to measure using the appropriate (male/female) 2-pin header.

METER ZEROING

1. Disconnect the DLP-PMV from the circuit.
2. Select DC Mode.
3. Place a short across the two input pins.
4. Turn the meter on, then press and hold the Power button.
5. When "CAL" clears from the display, the meter is ready to use.

AUTO POWER OFF

The DLP-PMV will turn itself off after ~30 minutes of continuous use to conserve the battery.

LOW-BATTERY INDICATION

For best performance, replace the CR2032 coin cell when "Lo bAt" is displayed.

DISCLAIMER

Neither the whole nor any part of the information contained herein nor the product described in this datasheet may be adapted or reproduced in any material or electronic form without the prior written consent of the copyright holder.

This product and its documentation are supplied on an as-is basis, and no warranty as to their suitability for any particular purpose is either made or implied. DLP Design will not accept any claim for damages whatsoever arising as a result of the use or failure of this product. Your statutory rights are not affected.

This product or any variant of it is not intended for use in any medical appliance, device or system in which the failure of the product might reasonably be expected to result in personal injury.

This document provides preliminary information that may be subject to change without notice.

CONTACT INFORMATION

DLP Design, Inc.
1605 Roma Lane
Allen, TX 75013

Phone: 469-964-8027
Fax: 415-901-4859
Email: support@dlpdesign.com
Internet: <http://www.dlpdesign.com>