

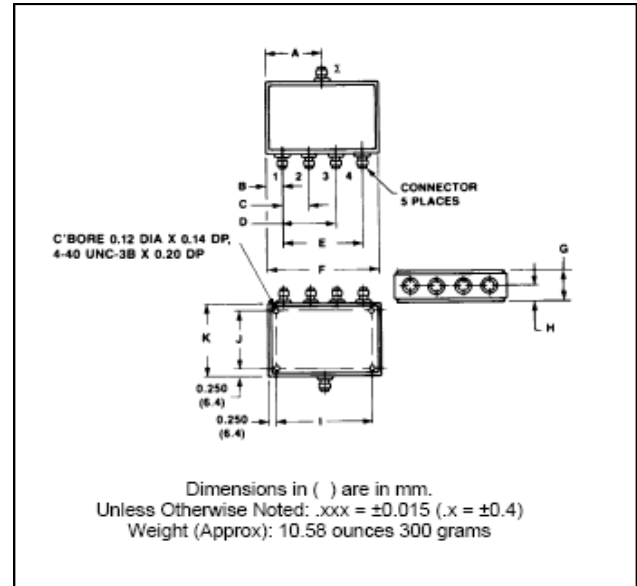
Four -Way Power Divider, 10 - 2000 MHz

Rev. V2

Features

- Broad Frequency Range
- Low Loss—Typically 1.0 dB

C-17

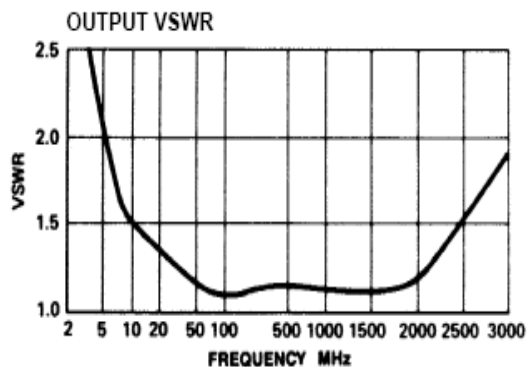
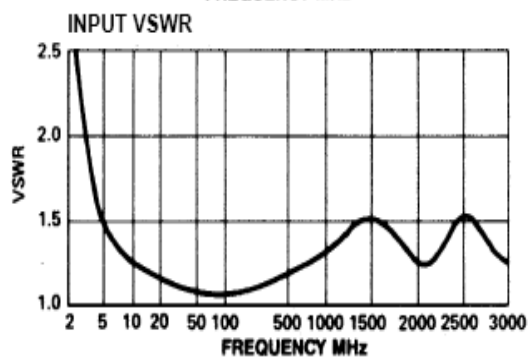
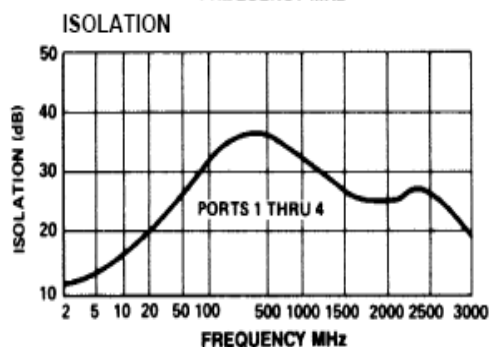
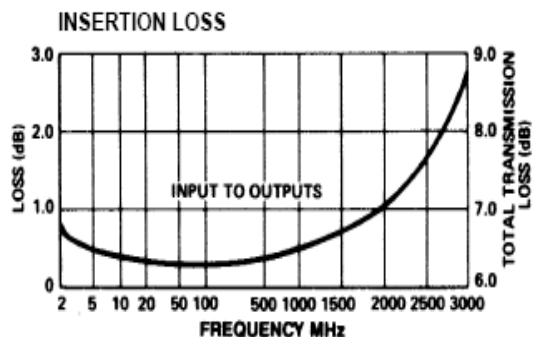


Guaranteed Specifications: From -55°C to $+85^{\circ}\text{C}$

Frequency Range		10-2000 MHz
Insertion Loss (less coupling)	10-30 MHz	0.8 dB Max
	30-100 MHz	0.6 dB Max
	100-1000 MHz	1.25 dB Max
	1000-2000 MHz	1.5 dB Max
Isolation	10-30 MHz	15 dB Min
	30-100 MHz	20 dB Min
	100-1000 MHz	25 dB Min
	1000-2000 MHz	20 dB Min
Amplitude Balance	10-30 MHz	0.25 dB Max
	30-100 MHz	0.25 dB Max
	100-1000 MHz	0.5 dB Max
	1000-2000 MHz	1.0 dB Max
Phase Balance	10-30 MHz	2.5° Max
	30-100 MHz	2.5° Max
	100-1000 MHz	5.0° Max
	1000-2000 MHz	10.0° Max
VSWR (All Ports)	10-30 MHz	2.0:1 Max
	30-100 MHz	1.5:1 Max
	100-1000 MHz	1.5:1 Max
	1000-2000 MHz	1.75:1 Max

	A	B	C	D	E	F	G	H	I	J	K
DS-409-4	1.625 (40.34)	0.593 (15.06)	0.688 (17.47)	1.376 (34.95)	2.064 (52.42)	3.250 (82.6)	0.770± 0.020 (19.6±0.5)	0.375± 0.020 (9.5±0.5)	2.750 (69.9)	1.000 (25.4)	1.5000 (38.1)

Typical Performance Curves



Ordering Information

Part Number	Package
DS-409-4 BNC	Connectorized
DS-409-4 SMA	Connectorized
DS-409-4 TNC	Connectorized
DS-409-4 N	Connectorized

Operating Characteristics

Parameter	Absolute Maximum
Impedance	50 Ohms Nominal
Maximum Power Rating or Input Power	5.0 Watt Max
Internal Load Dissipation	0.5 Watt Max
Environmental	MIL-STD-202 screening available.

* All specifications apply with 50 ohm source and load impedance.