


# ExaMAX<sup>®</sup>

## HIGH-SPEED BACKPLANE CONNECTOR & CABLE SYSTEMS

(2.00 mm) .0787" PITCH




### FEATURES & BENEFITS

#### ExaMAX<sup>®</sup> High-Speed Backplane System


- Meets a variety of industry specifications
- Exceeds OIF CEI-28G-LR specification for 28 Gbps standards
- 24 - 72 pair designs (4 and 6 pairs; 6, 8, 10 and 12 columns)
- Wafer design increases isolation for reduced crosstalk
- Press-fit tails provide a reliable electrical connection

#### ExaMAX<sup>®</sup> High-Speed Backplane Cable Assemblies


- 30 & 34 AWG Eye Speed<sup>®</sup> Ultra Low Skew Twinax Cable offers improved signal integrity, increased flexibility and routability
- Highly customizable with modular flexibility
- Reduce costs due to lower layer counts
- Multiple end options available



Staggered Differential Pair Design



Two Reliable Points of Contact at All Times



Wafer Design Reduces Crosstalk



Traditional, Coplanar and Direct Mate Orthogonal



Intermateable with all ExaMAX<sup>®</sup> Connectors

### KEY SPECIFICATIONS

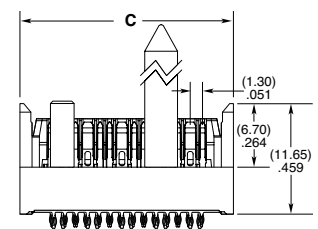
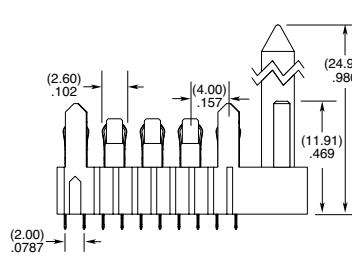
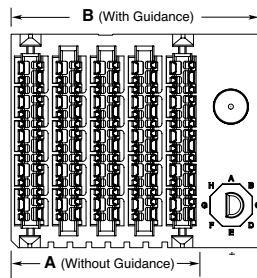

PITCH	INSULATOR MATERIAL	CONTACT MATERIAL	PLATING	OPERATING TEMP RANGE	CURRENT RATING
2.00 mm	LCP Zinc Alloy (EGBX Series only)	Copper Alloy	Sn over 50 μ" (1.27 μm) Ni	-55 °C to +105 °C	4.2 A per pin

## (2.00 mm) .0787" PITCH • VERTICAL & RIGHT-ANGLE HEADERS

EBTM	NO. OF PAIRS PER COLUMN	COLUMNS	COLUMN PITCH	PLATING	ORIENTATION	1	GUIDANCE	KEYING
	-4 = 4 Pairs	-06, -08, -10, -12 (-12 column only available in -6 pairs)	-2.0 = (2.0 mm) .0787"	-S = 30 μm (0.76 μm) Gold on contact area, Matte Tin on tail	-VT = Vertical		(Leave Blank for no Guidance) -L = Left Guidance -R = Right Guidance	(Only available with -L or -R Guidance) (Leave Blank for no Keying) -A thru -H = Position of flat on Key (See Table)

**EBTM-VT**  
Board Mates:  
EBTF-RA

Cable Mates:  
EBCF



KEYING (-VT)								
-L / -R	-A	-B	-C	-D	-E	-F	-G	-H

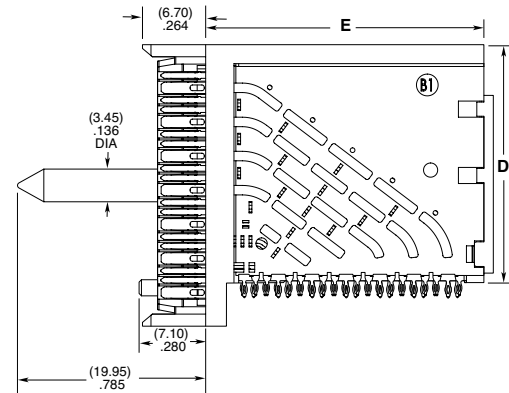
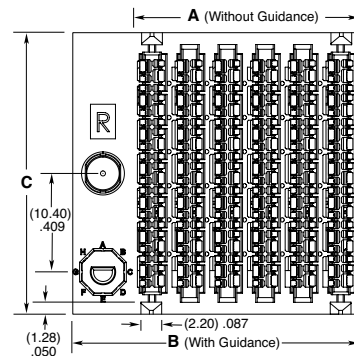

COLUMNS	A	B
-06	(11.90) .469	(18.35) .722
-08	(15.90) .626	(22.35) .880
-10	(19.90) .783	(26.35) 1.037
-12	(23.90) .941	(30.35) 1.195

NO. OF PAIRS PER COLUMN	C
-4	(22.50) .886
-6	(29.70) 1.169

View complete specifications at: [samtec.com?EBTM](http://samtec.com?EBTM)

**EBTM-RA**  
Board Mates:  
EBTF-RA

Cable Mates:  
EBCF



KEYING (-RA)								
-L / -R	-A	-B	-C	-D	-E	-F	-G	-H

COLUMNS	A	B
-06	(11.90) .469	(18.35) .722
-08	(15.90) .626	(22.35) .880
-10	(19.90) .783	(26.35) 1.037
-12	(23.90) .941	(30.35) 1.195

NO. OF PAIRS PER COLUMN	C	D	E
-4	(22.50) .886	(17.90) .705	(23.30) .917
-6	(29.70) 1.169	(25.10) .988	(30.50) 1.201

View complete specifications at: [samtec.com?EBTM-RA](http://samtec.com?EBTM-RA)

**Notes:**  
Some lengths, styles and options are non-standard, non-returnable.  
ExaMAX<sup>®</sup> is a registered trademark of AFCL.