ExaMAX®

HIGH-SPEED BACKPLANE CONNECTOR & CABLE SYSTEMS

(2.00 mm) .0787" PITCH



FEATURES & BENEFITS

ExaMAX® High-Speed Backplane System

- Meets a variety of industry specifications
- Exceeds OIF CEI-28G-LR specification for 28 Gbps standards
- 24 - 72 pair designs (4 and 6 pairs; 6, 8, 10 and 12 columns)
- Wafer design increases isolation for reduced crosstalk
- Press-fit tails provide a reliable electrical connection

ExaMAX® High-Speed Backplane Cable Assemblies

- 30 & 34 AWG Eye Speed® Ultra Low Skew Twinax Cable offers improved signal integrity, increased flexibility and routability
- Highly customizable with modular flexibility
- Reduce costs due to lower layer counts
- Multiple end options available



Staggered Differential Pair Design

Two Reliable Points of Contact at All Times

Wafer Design Reduces Crosstalk

Traditional, Coplanar and Direct Mate Orthogonal

Intermateable with all ExaMAX® Connectors

KEY SPECIFICATIONS

PITCH	INSULATOR MATERIAL	CONTACT MATERIAL	PLATING	OPERATING TEMP RANGE	CURRENT RATING
2.00 mm	LCP Zinc Alloy (EGBX Series only)	Copper Alloy	Sn over 50 µ" (1.27 µm) Ni	-55 °C to +105 °C	4.2 A per pin

Unless otherwise approved in writing by Samtec, all parts and components are designed and built according to Samtec's specifications which are subject to change without notice.

ExaMAX®

samtec

(2.00 mm) .0787" PITCH • VERTICAL & RIGHT-ANGLE HEADERS

EBTM	–	NO. OF PAIRS PER COLUMN	–	COLUMNS	–	COLUMN PITCH	–	PLATING	–	ORIENTATION	–	1	–	GUIDANCE	–	KEYING
		–4 = 4 Pairs **–6** = 6 Pairs		**–06, –08, –10, –12** (-12 column only available in -6 pairs)		**–2.0** = (2.0 mm) .0787"		**–S** = 30 µ" (0.76 µm) Gold on contact area, Matte Tin on tail		**–VT** = Vertical **–RA** = Right-Angle				(Leave Blank for no Guidance) **–L** = Left Guidance **–R** = Right Guidance		(Only available with –L or –R Guidance) (Leave Blank for no Keying) **–A thru –H** = Position of flat on Key (See Table)

EBTM-VT
Board Mates:
EBTF-RA

Cable Mates:
EBCF



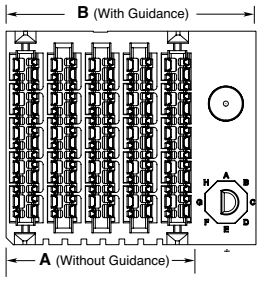

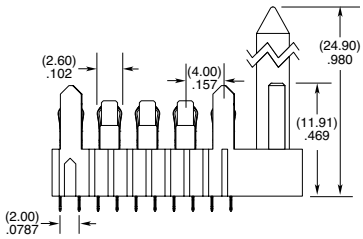

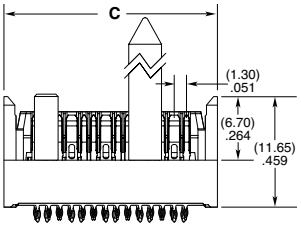

KEYING (-VT)

	–A	–B	–C	–D	–E	–F	–G	–H
–L / –R	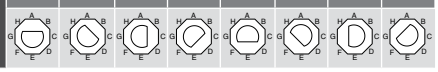							

COLUMNS	A	B
–06	(11.90) .469	(18.35) .722
–08	(15.90) .626	(22.35) .880
–10	(19.90) .783	(26.35) 1.037
–12	(23.90) .941	(30.35) 1.195

NO. OF PAIRS PER COLUMN	C
–4	(22.50) .886
–6	(29.70) 1.169

View complete specifications at: **samtec.com?EBTM**

EBTM-RA
Board Mates:
EBTF-RA

Cable Mates:
EBCF



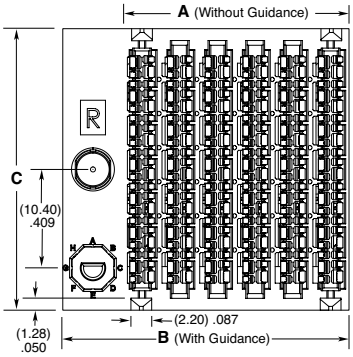

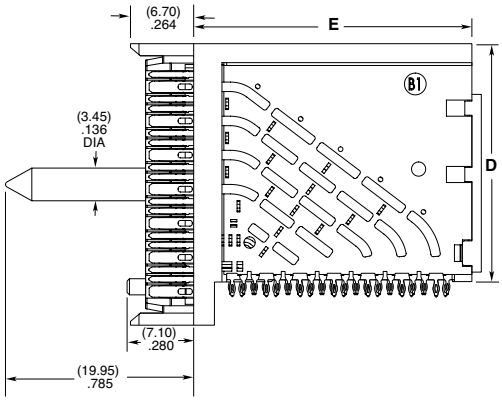

KEYING (-RA)

	–A	–B	–C	–D	–E	–F	–G	–H
–L / –R	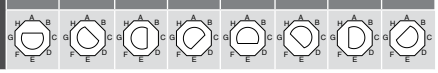							

COLUMNS	A	B
–06	(11.90) .469	(18.35) .722
–08	(15.90) .626	(22.35) .880
–10	(19.90) .783	(26.35) 1.037
–12	(23.90) .941	(30.35) 1.195

NO. OF PAIRS PER COLUMN	C	D	E
–4	(22.50) .886	(17.90) .705	(23.30) .917
–6	(29.70) 1.169	(25.10) .988	(30.50) 1.201

View complete specifications at: **samtec.com?EBTM-RA**

Notes:
Some lengths, styles and options are non-standard, non-returnable.
ExaMAX® is a registered trademark of AFCI.

Unless otherwise approved in writing by Samtec, all parts and components are designed and built according to Samtec's specifications which are subject to change without notice.