


Compact and highly reliable type available in many varieties



### Typical Specifications

Items	Specifications
Output signal	Two phase of A, B Self-return switch (EC111)
Rating	10mA 5V DC
Operating life	15,000 cycles
Operating temperature range	-40°C to +85°C

### Product Line

Structure	Shaft configuration	Length of the shaft (mm)	Torque (mN·m)	Number of detent	Number of pulse	Push-on switch	Travel of push-on switch (mm)	Minimum order unit (pcs.)		Product No.	Drawing No.			
								Japan	Export					
Vertical	Flat	20	10±7	30	9	Without	—	1,200	2,400	<b>EC11E09204A4</b>	1			
										<b>EC11E15204A3</b>				
										<b>EC11E1820402</b>				
										<b>EC11E09244BS</b>		2		
			<b>EC11E15244G1</b>											
			<b>EC11E18244AU</b>											
			<b>EC11E09244AQ</b>											
			<b>EC11E15244B2</b>											
		<b>EC11E18244A5</b>												
		15	10±7	30	15	15	Without	—	1,200	2,400	<b>EC11N1520401</b>	3		
											<b>EC11N1524402</b>	4		
											<b>EC11N1525404</b>	4		
											<b>EC11N1520402</b>	3		
			20	10±7	30	15	Without	—			1,200	2,400	<b>EC11N1524403</b>	4
													<b>EC11N1525405</b>	4
				10±7	30	15	With	0.5					1.5	<b>EC11M1565403</b>
<b>EC11M1575403</b>	6													
Less shaft wobble	Serrated	25	12±7	30	Without	—	1,000	2,000	<b>EC1110120005</b>	7				
			8.5±5	Without					<b>EC111012010H</b>	8				
Self-return switch	Flat	20	3 to 30	Without	Self-return switch	Without	—	1,200	2,400	<b>EC111012010H</b>	8			
										<b>EC1110120201</b>				

### Note

Other varieties are also available. Please inquire.

### Packing Specifications


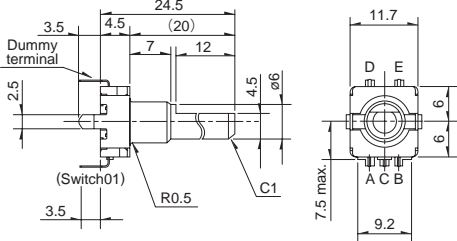
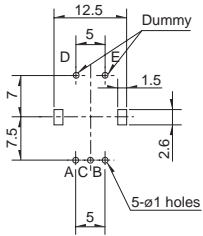

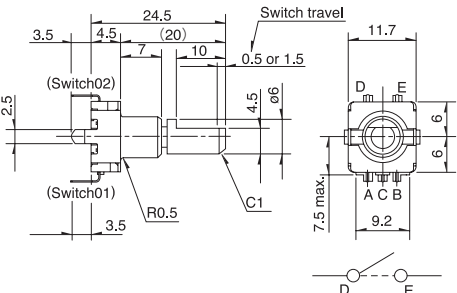
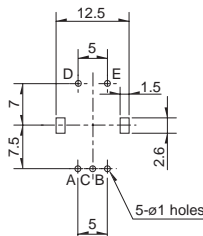

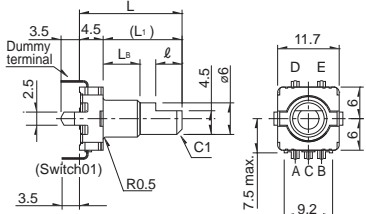
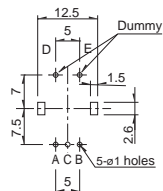

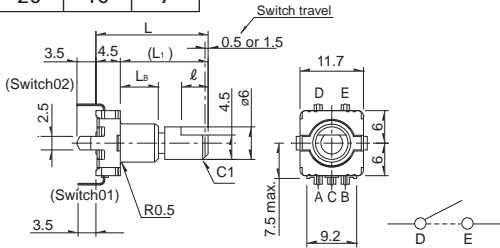
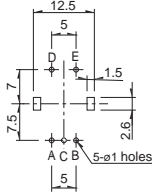

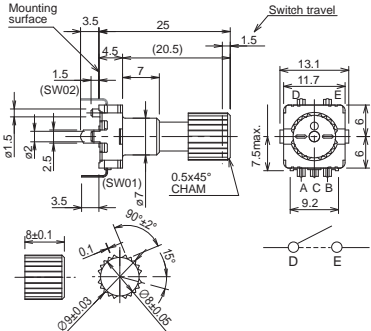
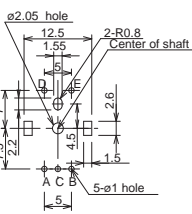
Tray

Product No.	Number of packages (pcs.)		Export package measurements (mm)
	1 case /Japan	1 case /export packing	
<b>EC11E/EC11N</b>	1,200	2,400	540×360×254
<b>EC11M</b>	1,000	2,000	
<b>EC111</b>	1,200	2,400	507×363×216

Refer to P.250 for product varieties.  
Refer to P.251 for switch specifications.  
Refer to P.275 for soldering conditions.

■ Dimensions

Unit:mm

No.	Photo	Style	PC board mounting hole dimensions (Viewed from mounting side)												
1	 <p><b>EC11E Vertical</b></p>														
2	 <p><b>EC11E Vertical with push-on switch (travel 0.5mm / 1.5mm)</b></p>														
3	 <p><b>EC11N Vertical</b></p>	<table border="1" data-bbox="536 1043 810 1133"> <thead> <tr> <th>L</th> <th>L<sub>1</sub></th> <th>L<sub>B</sub></th> <th>ℓ</th> </tr> </thead> <tbody> <tr> <td>19.5</td> <td>15</td> <td>7</td> <td>5</td> </tr> <tr> <td>24.5</td> <td>20</td> <td>10</td> <td>7</td> </tr> </tbody> </table> 	L	L <sub>1</sub>	L <sub>B</sub>	ℓ	19.5	15	7	5	24.5	20	10	7	
L	L <sub>1</sub>	L <sub>B</sub>	ℓ												
19.5	15	7	5												
24.5	20	10	7												
4	 <p><b>EC11N Vertical with push-on switch (travel 0.5mm / 1.5mm)</b></p>	<table border="1" data-bbox="536 1402 810 1491"> <thead> <tr> <th>L</th> <th>L<sub>1</sub></th> <th>L<sub>B</sub></th> <th>ℓ</th> </tr> </thead> <tbody> <tr> <td>19.5</td> <td>15</td> <td>7</td> <td>5</td> </tr> <tr> <td>24.5</td> <td>20</td> <td>10</td> <td>7</td> </tr> </tbody> </table> 	L	L <sub>1</sub>	L <sub>B</sub>	ℓ	19.5	15	7	5	24.5	20	10	7	
L	L <sub>1</sub>	L <sub>B</sub>	ℓ												
19.5	15	7	5												
24.5	20	10	7												
5	 <p><b>EC11M Vertical with push-on switch (travel 1.5mm)</b></p>														

Encoders

Metal Shaft

Insulated Shaft

Through Shaft Type

Ring Type

# EC11 11 mm Size Metal Shaft Type

## Dimensions

Unit:mm

No.	Photo	Style	PC board mounting hole dimensions (Viewed from mounting side)
6	<p><b>EC11M Vertical with push-on switch (travel 1.5mm)</b></p>		
7	<p><b>EC111 Self-return switch</b></p>		
8	<p><b>EC111 Self-return switch with push-on switch (travel 0.5mm / 1.5mm)</b></p>		

Encoders

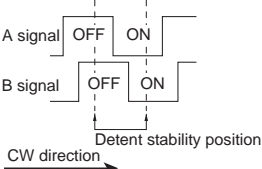
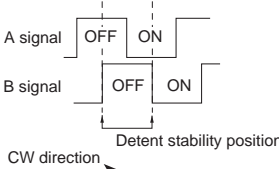
Metal Shaft

Insulated Shaft

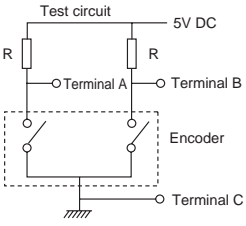
Through Shaft Type

Ring Type

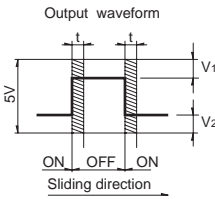
Output Wave

EC11E, EC11N, EC11M	EC11E
<p>EC11E 30 detents, 15 pulse EC11N, EC11M</p> 	<p>Detent stability position cannot be specified for B signal EC11E 18 detents 9 pulse EC11E 36 detents 18 pulse</p> 

Sliding Noise



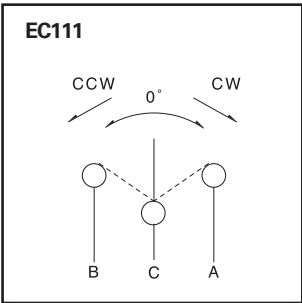
Measurement condition : Rotation speed 360°/s t : Masking time to avoid chattering



**EC11E/EC11N/EC11M**

$V_1=V_2=1.5V$  max.  
At R = 5k $\Omega$   
Chattering : 3ms max.  
Bounce : 2ms max.

Circuit Diagram



Encoders  
Metal Shaft  
Insulated Shaft  
Through Shaft Type  
Ring Type

# 1 1 mm Size Metal Shaft Type / Product Varieties

In addition to the Product Line, we accommodate the following specifications. Combinations not included in the Product Line are treated as semi-standard products.

## ■ Shaft Dimensions

### 1. Single-shaft Type

#### 1) Serrated Type

Unit:mm

**EC11 (Except EC11M)**  
**Style (Shaft diameter:  $\phi 6$ )**

● Detailed dimensions

$L_1$	$L_B$	$l_1$	$l_2$	$S_1$
20	7	6	1	7
25	10	10	2	11

---

**EC11M**  
**Style (Shaft diameter:  $\phi 9$ )**

● Detailed dimensions

L	$L_1$	$L_B$
18	13.5	5
25	20.5	7
28	23.5	10

#### 2) Flat Type

Unit:mm

**EC11**  
**Style (Shaft diameter:  $\phi 6$ )**

● Detailed dimensions

$L_1$	$L_B$	$l$
15	5	7
15	7	5 (6)
20	7	10 (12)
25	10	12

※1 Does not comply with EC111

Values in parentheses apply to products without push-on switch.

#### 3) Slotted Type

Unit:mm

**EC11**  
**Style (Shaft diameter:  $\phi 6$ )**

● Detailed dimensions

$L_1$	$L_B$
15	7
20	7
25	10

### Notes

1. Shaded areas in shaft type details indicate specifications included in the product lineup on P.246
2. Other varieties are also available. Please inquire.

# 1 1 mm Size Metal Shaft Type / Switch Specifications

## 1. EC11E/EC11N/EC111 Series

Switch type		Momentary push switch	
Contact arrangement		Single pole and single throw (Push-on)	
Travel (mm)		0.5±0.3	1.5±0.5
Operating force		6 <sup>+2.5</sup> / <sub>-2</sub> N	4±2N
Operating life		20,000 times	
Electrical performance	Rating	0.1A 5V DC (500μA 5V DC min. ratings)	
	Contact resistance	100mΩ max. for initial period, 200mΩ max. after operating life.	
	Insulation resistance	100MΩ min. 250V DC	
	Voltage proof	300V AC for 1 minute or 360V AC for 2 second	

## 2. EC11M Series

Switch type		Momentary push switch	
Contact arrangement		Single pole and single throw (Push-on)	
Travel (mm)		1.5±0.35	
Operating force		5±2N	
Operating life		20,000 times	
Electrical performance	Rating	0.15A 5V DC (500μA 5V DC min. ratings)	
	Contact resistance	100mΩ max. for initial period, 200mΩ max. after operating life.	
	Insulation resistance	100MΩ min. 250V DC	
	Voltage proof	300V AC for 1 minute or 360V AC for 2 second	

Encoders

Metal Shaft











Insulated Shaft

Through Shaft Type

Ring Type

# Encoders

## List of Varieties

Type		Metal shaft											
		9mm size		11mm size									
Series		EC09E		EC11E		EC11N		EC11M		EC111			
Photo													
Output		Incremental (Two phase A and B )								Self-return switch			
Shaft types		Single-shaft											
Control part orientation		Vertical											
Number of pulse / Number of detent		15/30		9/18 15/30 18/36		15/30		15/30 15/without		—			
Features		—		—		—		Less shaft wobble		—			
Dimensions (mm)		W		9.5		11.7							
		D		12						13			
		H		4.5						5			
Operating temperature range		-40°C to +85°C											
Operating life		15,000 cycles											
Automotive use		●		●		●		●		●			
Life cycle (availability)													
Electrical performance		Rating		10mA 5V DC									
		Max./min. operating current (Resistive load)		10mA /1mA									
		Insulation resistance		100MΩ min. 250V DC									
		Voltage proof		300V AC for 1 minute or 360V AC for 1s		300V AC for 1 minute or 360V AC for 2s							
Mechanical performance		Rotational torque (Without detent)		—		—		8.5±5mN·m		3 to 30mN·m			
		Detent torque		8±5mN·m		10±7mN·m				12±7mN·m		—	
		Push-pull strength		100N									
Shaft configuration		Flat		Flat, Slotted, Serrated		Flat		Serrated		Flat, Slotted, Serrated			
Terminal type		Insertion											
Switch Specifications		Switch type		Push-on switch									
		Contact arrangement		Single pole and single throw (Push-on)									
		Travel (mm)		0.5±0.3	1.5±0.5	0.5±0.3	1.5±0.5	0.5±0.3	1.5±0.5	1.5±0.35	0.5±0.3	1.5±0.5	
		Operating force (N)		6 $\pm$ $\frac{2.5}{2}$	4±2	6 $\pm$ $\frac{2.5}{2}$	4±2	6 $\pm$ $\frac{2.5}{2}$	4±2	5±2	6 $\pm$ $\frac{2.5}{2}$	4±2	
		Rating		10mA 5V DC (1mA 5V DC min. ratings)		0.1A 5V DC (500μA 5V DC min. ratings)							
		Contact resistance		100mΩ max. for initial period; 200mΩ max. after operating life.									
		Operating life		10,000 times		20,000 times							
Page		244		246									

Encoders Soldering Conditions	275
Encoders Cautions	276

### Notes

- Indicates applicability to all products in the series.