

ECSTA1V0703

Automotive grade SMT current sense transformer



Product features

- AEC-Q200 qualified
- EE4.6 SMT package (7.2 mm x 5.2 mm x 3.0 mm)
- Very low DC resistance
- Wide selection of turns ratios
- Sensed current – primary rated for 9 A
- Frequency range: 50 kHz to 1 MHz
- Moisture sensitivity level (MSL): 1

Applications

- Motor drive
- On-board chargers
- DC/DC converters
- Wireless chargers
- Battery management systems (BMS)
- EV charging
- Feedback control
- Overload sensing

Environmental compliance and general specifications

- Storage temperature (component): -40 °C to +125 °C
- Operating temperature range: -40 °C to +125 °C (ambient plus self-temperature rise)
- Solder reflow temperature: J-STD-020 (latest revision) compliant



Product specifications

Part number ³	Turns ratio sec :pri	Secondary inductance (mH) @ 100 kHz 0.1 V minimum	DCR sec (Ω) maximum	DCR pri (m Ω) reference	Hi-pot pri to sec @ 2 mA 3 seconds 50 Hz	Sensed current ¹ (A) maximum
ECSTA1V0703-1020-R	20:1	0.053	0.42	1.5	500 Vac	9
ECSTA1V0703-1050-R	50:1	0.333	2.76	1.5	500 Vac	9
ECSTA1V0703-1070-R	70:1	0.652	5.04	1.5	500 Vac	9
ECSTA1V0703-1100-R	100:1	1.33	10.68	1.5	500 Vac	9
ECSTA1V0703-1150-R	150:1	2.993	22.3	1.5	500 Vac	9

1. Primary current of 9 A causes less than 40°C temperature rise @ +2.5°C ambient. Higher current causes a greater temperature rise

2. Electrical specifications at +25 °C

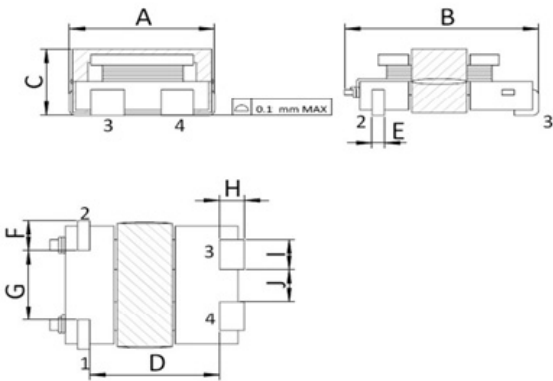
3. Part Number Definition: ECSTA1V0703-1xxx-R

ECSTA1V0703 = Product code and size

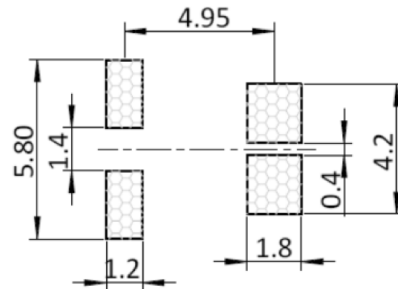
1xxx= Turns ratio sec:pri 1=pri, xxx=sec; 1020= 20:1

-R suffix = RoHS compliant

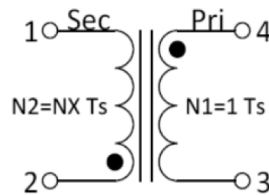
Mechanical parameters, schematic, pad layout (mm)



Recommended PCB Layout



Schematic



Dimension	Value
A	5.20 maximum
B	7.20 maximum
C	3.00 maximum
D	4.05
E	0.4
F	1.1
G	2.6
H	1.2
I	1.1
J	1.2

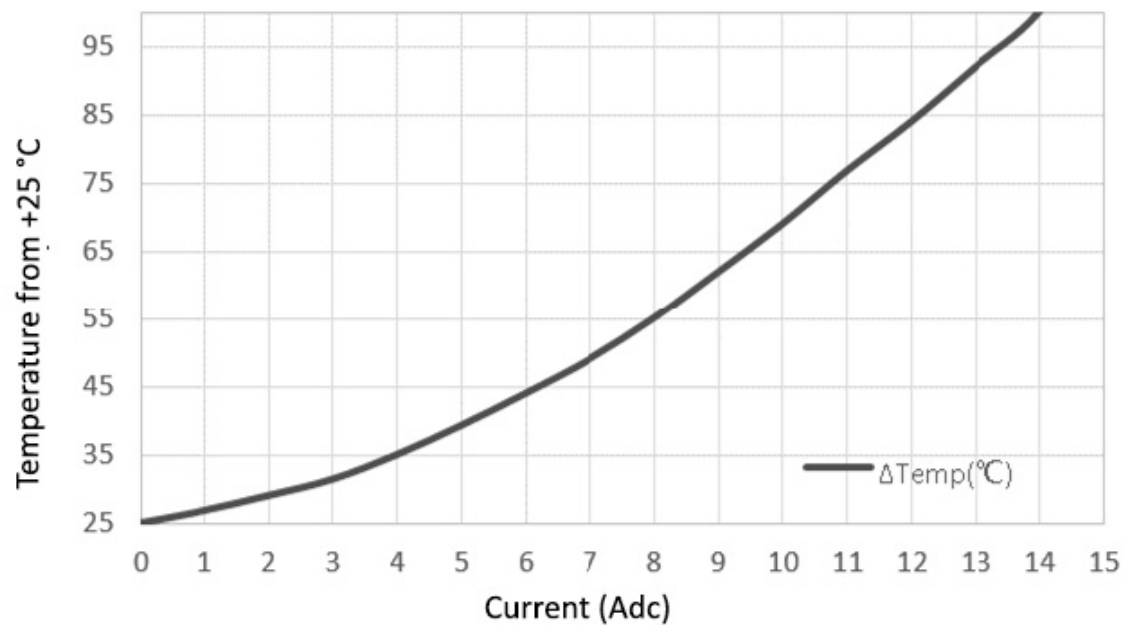
Part marking: White dot, Pin 2 indicator

All soldering surfaces to be coplanar within 0.1 millimeters

Tolerances are ± 0.1 millimeters unless stated otherwise

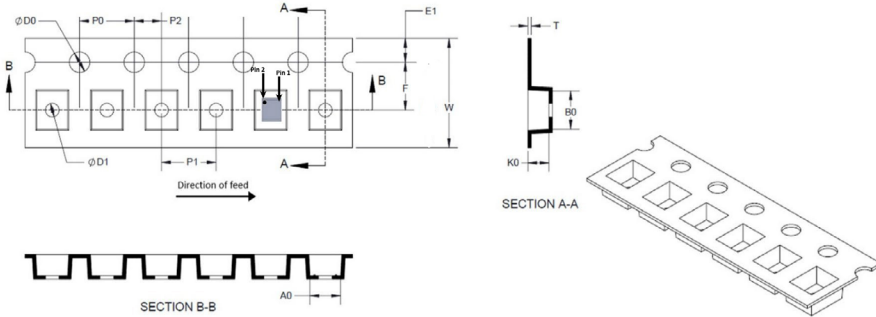
Traces or vias underneath the inductor is not recommended

Temperature rise vs current

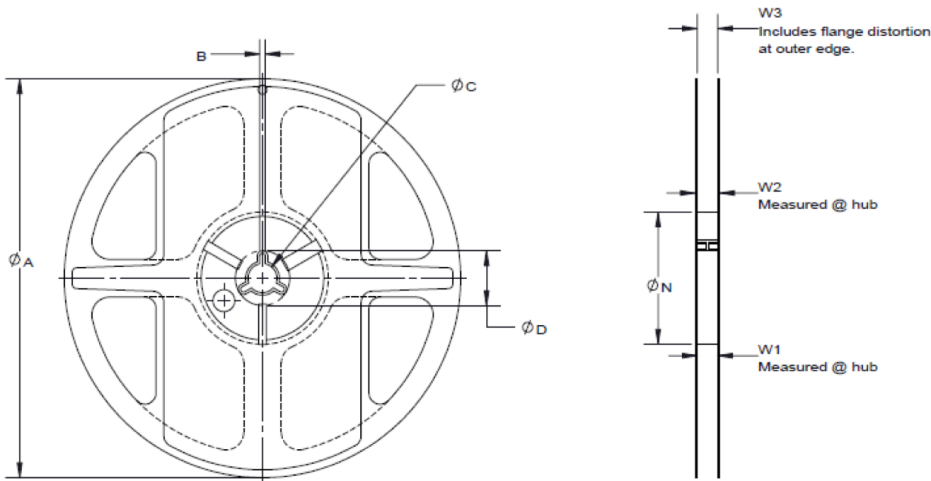


Packaging information (mm)

Supplied in tape and reel packaging, 13" diameter reel (EIA-481 compliant)
2500 parts per reel



Dimension	Value
W	16.0 ±0.3
P1	8.0 ±0.1
E1	1.75 ±0.1
F	7.5 ±0.05
P2	2.0 ±0.05
D0	1.5 +0.1/-0
D1	1.5 +0.1/-0
B0	7.2 ±0.1
A0	5.2 ±0.1
K0	2.9 ±0.1
P0	4.0 ±0.1
T	0.35 ±0.05



Dimension	Value
A	330 ±3.0
B	2.6 ±0.3
N	100 ±1.0
C	13+0.5/-0.2
D	21.5 ±0.5
W1	16.4 +2.0/-0.0
W2	22.4 max
W3	na