

ECSTA1V0805

Automotive grade SMT current sense transformer



Product features

- AEC-Q200 qualified
- EE5.0 SMT package (8.38 mm x 8.0 mm x 5.5 mm)
- Very low DC resistance
- Wide selection of turns ratios
- Sensed current – primary rated for 10 A
- Frequency range: 50 kHz to 1 MHz
- Moisture sensitivity level (MSL): 1

Applications

- Motor drive
- On-board chargers
- DC/DC converters
- Wireless chargers
- Battery management systems (BMS)
- EV charging
- Feedback control
- Overload sensing

Environmental compliance and general specifications

- Storage temperature (component): -40 °C to +125 °C
- Operating temperature range: -40 °C to +125 °C (ambient plus self-temperature rise)
- Solder reflow temperature: J-STD-020 (latest revision) compliant

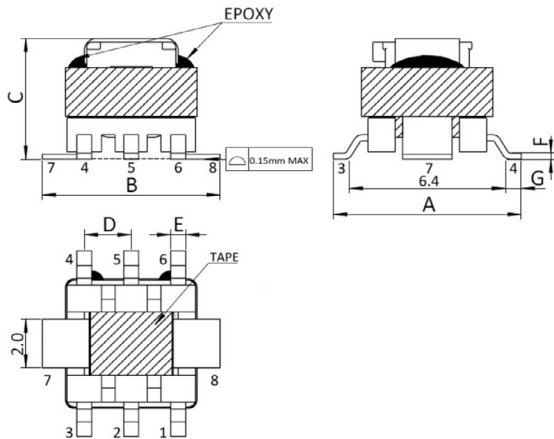


Product specifications

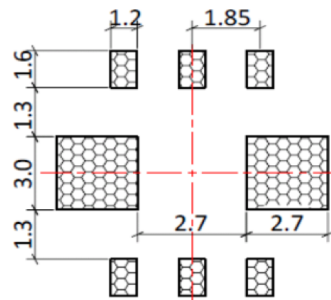
Part number ³	Turns ratio sec :pri	Secondary inductance (μH) @ 100 kHz 0.1 V minimum	DCR sec (Ω) maximum	DCR pri (mΩ) reference	Hi-pot pri to sec @ 0.5 mA 3 sec- onds 50 Hz	Sensed current ¹ (A) maximum
ECSTA1V0805-1020-R	20:1	80	0.4	0.7	500 Vac	10
ECSTA1V0805-1030-R	30:1	180	0.87	0.7	500 Vac	10
ECSTA1V0805-1040-R	40:1	320	1.14	0.7	500 Vac	10
ECSTA1V0805-1050-R	50:1	500	1.85	0.7	500 Vac	10
ECSTA1V0805-1060-R	60:1	730	2.3	0.7	500 Vac	10
ECSTA1V0805-1070-R	70:1	980	4.75	0.7	500 Vac	10
ECSTA1V0805-1100-R	100:1	2000	5.5	0.7	500 Vac	10
ECSTA1V0805-1125-R	125:1	3000	11.5	0.7	500 Vac	10

1. Primary current of 10 A causes less than 40°C temperature rise @ +25°C ambient. Higher current causes a greater temperature rise
2. Electrical specifications at +25 °C
3. Part Number Definition: ECSTA1V0805-1xxx-R
ECSTA1V0805 = Product code and size
1xxx= Turns ratio sec:pri 1=pri, xxx=sec; 1020= 20:1
-R suffix = RoHS compliant

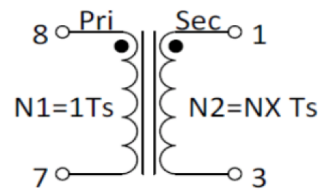
Mechanical parameters, schematic, pad layout (mm)



Recommended PCB Layout



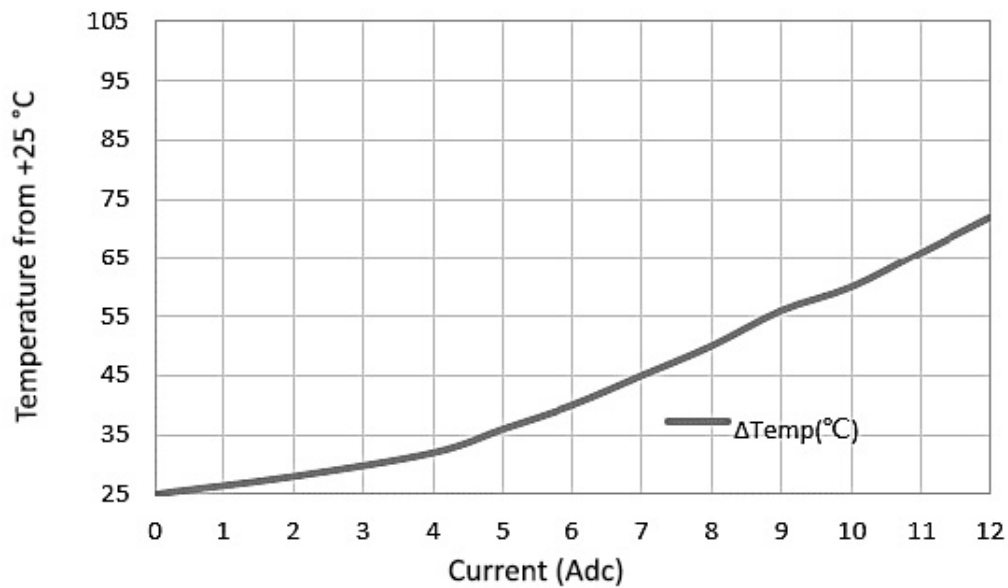
Schematic



Dimension	Value
A	8.38 maximum
B	8.00 maximum
C	5.50 maximum
D	1.85 ±0.3
E	0.6
F	0.25
G	0.7 ±0.2

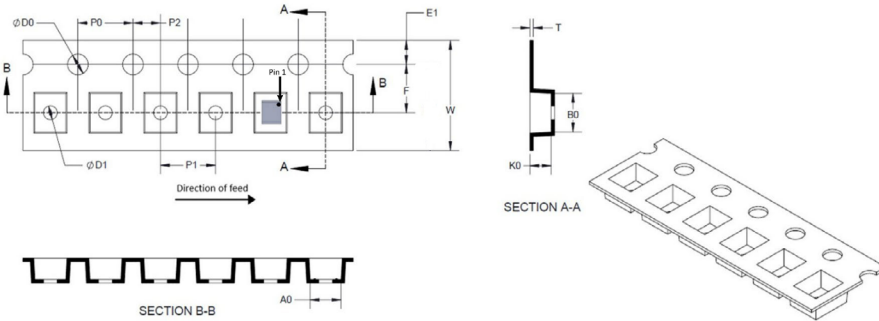
Part marking: White dot, Pin 1 indicator
All soldering surfaces to be coplanar within 0.15 millimeters
Tolerances are ±0.1 millimeters unless stated otherwise
Traces or vias underneath the inductor is not recommended

Temperature rise vs current

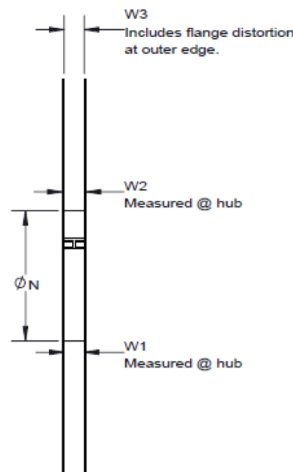
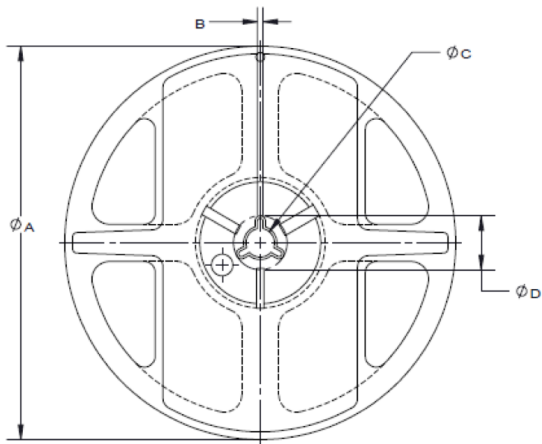


Packaging information (mm)

Supplied in tape and reel packaging, 13" diameter reel (EIA-481 compliant)
1000 parts per reel



Dimension	Value
W	16.0 ±0.3
P1	12.0 ±0.1
E1	1.75 ±0.1
F	7.50 ±0.05
P2	2.0 ±0.05
D0	1.5 +0.1/-0
D1	1.5 +0.1/-0
B0	8.45 ±0.1
A0	7.70 ±0.1
K0	5.50 ±0.1
P0	4.0 ±0.1
T	0.40 ±0.05



Dimension	Value
A	330 ±3.0
B	2.6 ±0.3
N	100 ±1.0
C	13+0.5/-0.2
D	21.5 ±0.5
W1	16.4+2.0/-0.0
W2	22.4 max
W3	na