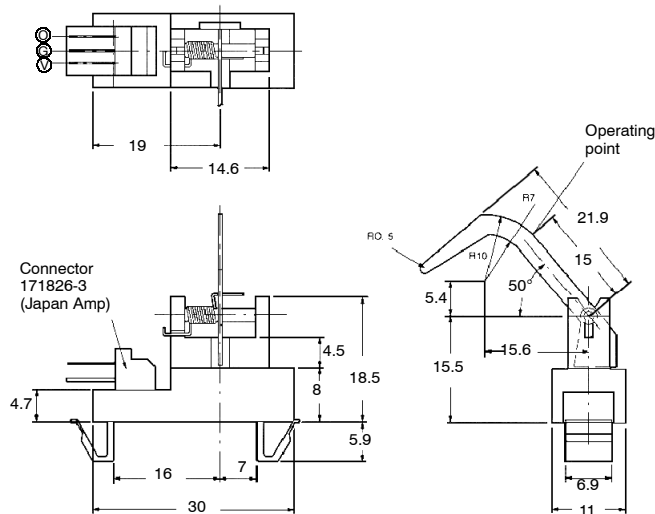
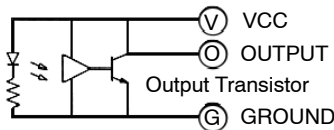


■ Dimensions

Note: All units are in millimeters unless otherwise indicated.



Internal Circuit



Terminal No.	Name
V	Power supply (V _{CC})
O	Output (OUT)
G	Ground (GND)

■ Ordering Information

Description	Part number
Photomicrosensor (Actuator)	EE-SA401-P2

■ Electrical and Optical Characteristics (Ta = 25°C)

Item	Symbol	Value	Condition
Current consumption	I _{CC}	30 mA max.	With and without object
Low-level output voltage	V _{OL}	0.3 V max.	I _{OUT} = 16 mA with object
High-level output voltage	V _{OH}	(V _{CC} × 0.9) V min.	V _{OUT} = V _{CC} , R _L = 47 kΩ with object

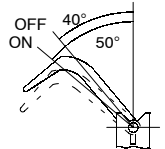
■ Features

- Easy snap-in mounting; no mounting hardware required.
- Easy wiring with commercially available connector.
- Includes Schmitt trigger circuit.

■ Absolute Maximum Ratings (Ta = 25°C)

Item	Symbol	Rated value	
Power supply voltage	V _{CC}	10 VDC	
Output voltage	V _{OUT}	28 V	
Output current	I _{OUT}	16 mA	
Permissible output dissipation	P _{OUT}	250 mW	
Ambient temperature	Operating	T _{opr}	-20°C to 75°C
	Storage	T _{stg}	-30°C to 85°C

■ Mechanical Characteristics

Item	Characteristics	Remarks
Actuator operation	OFF-point: $40 \pm 3^\circ$ ON-point: $50 \pm 3^\circ$	
Operating torque	1.5 gf•cm max.	When actuator starts to move
Life expectancy	1,000,000 operations min.	Under no-load condition, repeat ON-OFF operation
Vibration	Mechanical durability: 5 to 50, and then 5 Hz (peak acceleration 1 G) 1 cycle time: 60 s Operation time: 60 min. No remarks appear in X, Y, or Z directions	With packing box
Terminal strength	Tension with: 2 kgf•cm, for 5 s Bending: 1 kgf•cm/1 time, for 5 s	No remarks appear on electrical characteristics
Operating range	T_A : 0 to 50 R_H : 10 to 90%	

■ Engineering Data

