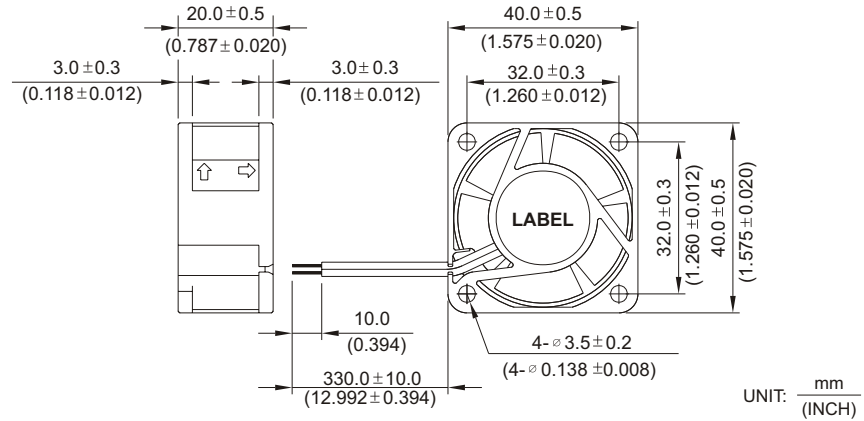


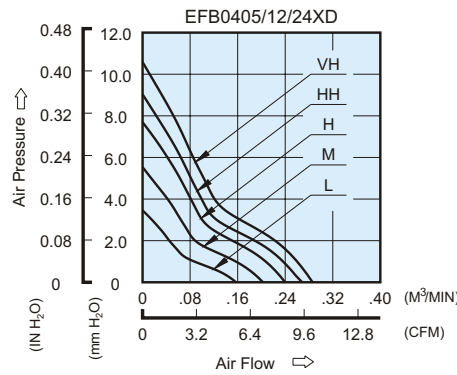
# EFB 40 x 40 x 20 MM SERIES

## DIMENSIONS DRAWING

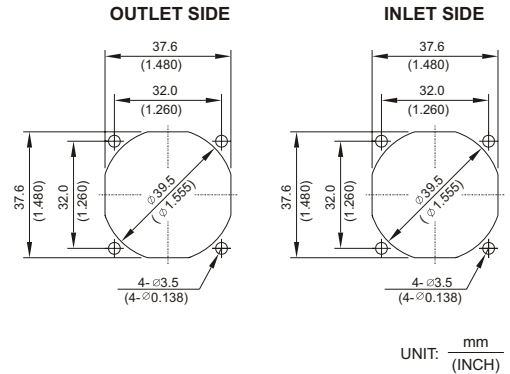


- \* Bearing Type  
Ball Bearings
- \* Material  
Impeller & Frame : Plastic (UL 94V-0)
- \* Lead Wires :  
UL 1007 AWG #24 Or Equivalent  
Red Wire Positive (+)  
Black Wire Negative (-)
- \* Weight : 33g (1.16 oz)
- \* Rib Type Only

## P & Q CURVE (AT RATED VOLTAGE)



## MOUNTING PANEL CUTOUT



MODEL		Rated Voltage	Operating Voltage Range	Rated Current	Rated Input Power	Speed	Maximum Air Flow		Maximum Air Pressure		Noise
PART NO.	FUNCTION	VDC	VDC	Amp	Watt	R.P.M.	m <sup>3</sup> /min	CFM	mmH <sub>2</sub> O	IN H <sub>2</sub> O	dB-A
EFB0405LD	-R00 / -F00	5	4.5 to 5.5	0.10	0.50	5000	0.157	5.54	3.45	0.136	22.0
EFB0412LD	-R00 / -F00	12	7.0 to 13.8	0.05	0.60						
EFB0424LD	-R00 / -F00	24	14.0 to 27.6	0.04	0.96						
EFB0405MD	-R00 / -F00	5	4.5 to 5.5	0.15	0.75	6300	0.203	7.17	5.54	0.218	24.0
EFB0412MD	-R00 / -F00	12	7.0 to 13.8	0.06	0.72						
EFB0424MD	-R00 / -F00	24	14.0 to 27.6	0.05	1.20						
EFB0405HD	-R00 / -F00	5	4.5 to 5.5	0.25	1.25	7600	0.242	8.54	7.69	0.303	28.5
EFB0412HD	-R00 / -F00	12	7.0 to 13.8	0.08	0.96						
EFB0424HD	-R00 / -F00	24	14.0 to 27.6	0.06	1.44						
EFB0405HHD	-R00 / -F00	5	4.5 to 5.5	0.30	1.50	8200	0.267	9.43	9.00	0.354	30.5
EFB0412HHD	-R00 / -F00	12	7.0 to 13.8	0.10	1.20						
EFB0424HHD	-R00 / -F00	24	14.0 to 27.6	0.07	1.68						
EFB0405VHD	-R00 / -F00	5	4.5 to 5.5	0.32	1.60	9000	0.286	10.10	10.57	0.416	32.5
EFB0412VHD	-R00 / -F00	12	7.0 to 13.8	0.12	1.44						
EFB0424VHD	-R00 / -F00	24	14.0 to 27.6	0.09	2.16						

\* Function type is optional.  
 \* The max. air flow and the speed are measured in free air ; max. air pressure is measured at zero air flow.  
 \* Noise is measured in anechoic chamber in free air, one meter from intake side.  
 \* All readings are typical values at rated voltage.  
 \* Specifications are subject to change without notice.