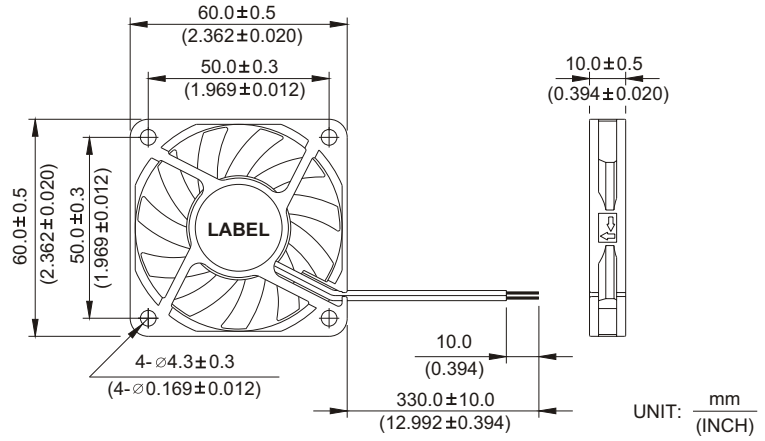


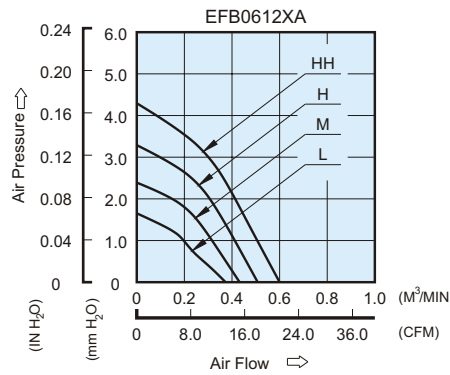
EFB 60 x 60 x 10 MM SERIES

DIMENSIONS DRAWING

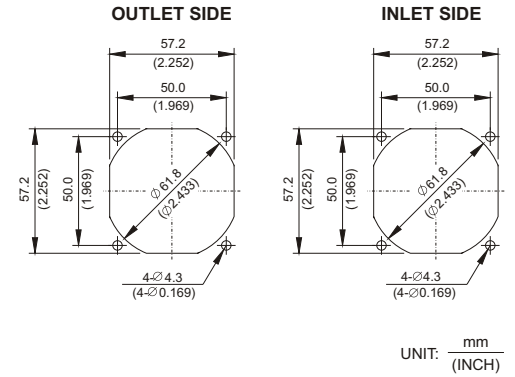


- * Bearing Type
Ball Bearings
- * Material
Impeller & Frame : Plastic (UL 94V-0)
- * Lead Wires :
UL 2468 AWG #28 Or Equivalent
Red Wire Positive (+)
Black Wire Negative (-)
- * Weight : 28g (0.99 oz)
- * Rib Type Only

P & Q CURVE (AT RATED VOLTAGE)



MOUNTING PANEL CUTOUT



| MODEL | | Rated Voltage | Operating Voltage Range | Rated Current | Rated Input Power | Speed | Maximum Air Flow | | Maximum Air Pressure | | Noise |
|------------|-------------|---------------|-------------------------|---------------|-------------------|--------|---------------------|-------|----------------------|---------------------|-------|
| PART NO. | FUNCTION | VDC | VDC | Amp | Watt | R.P.M. | m ³ /min | CFM | mmH ₂ O | IN H ₂ O | dB-A |
| EFB0612LA | -R00 / -F00 | 12 | 7.0 to 13.8 | 0.07 | 0.84 | 3000 | 0.380 | 13.42 | 1.65 | 0.065 | 24.5 |
| EFB0612MA | -R00 / -F00 | 12 | 7.0 to 13.8 | 0.08 | 0.96 | 3600 | 0.440 | 15.54 | 2.40 | 0.094 | 29.0 |
| EFB0612HA | -R00 / -F00 | 12 | 7.0 to 13.8 | 0.12 | 1.44 | 4200 | 0.510 | 18.01 | 3.35 | 0.132 | 33.0 |
| EFB0612HHA | -R00 / -F00 | 12 | 7.0 to 13.8 | 0.18 | 2.16 | 4800 | 0.600 | 21.19 | 4.30 | 0.169 | 36.5 |

* Function type is optional.
 * The max. air flow and the speed are measured in free air ; max. air pressure is measured at zero air flow.
 * Noise is measured in anechoic chamber in free air, one meter from intake side.
 * All readings are typical values at rated voltage.
 * Specifications are subject to change without notice.
 * Both of the ball bearing and the 1 ball + 1 Sleeve type are available.