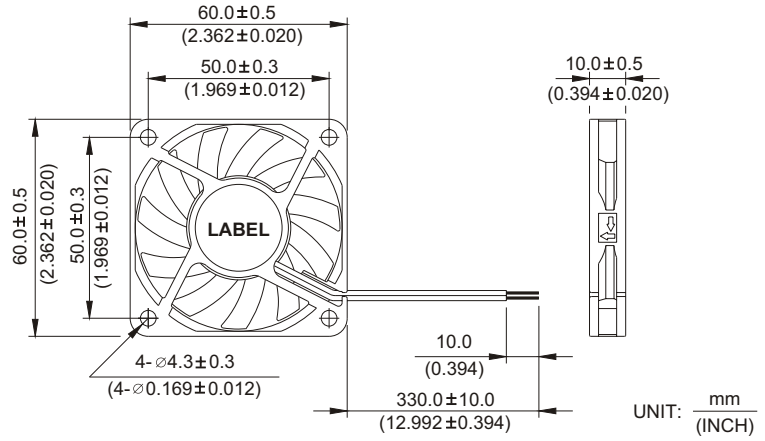


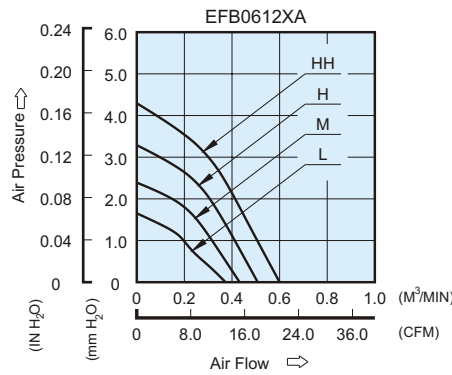
# EFB 60 x 60 x 10 MM SERIES

## DIMENSIONS DRAWING

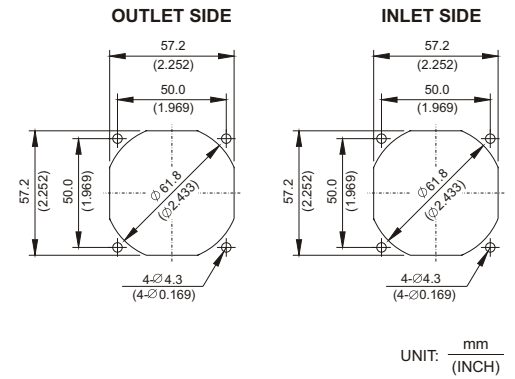


- \* Bearing Type  
Ball Bearings
- \* Material  
Impeller & Frame : Plastic (UL 94V-0)
- \* Lead Wires :  
UL 2468 AWG #28 Or Equivalent  
Red Wire Positive (+)  
Black Wire Negative (-)
- \* Weight : 28g (0.99 oz)
- \* Rib Type Only

## P & Q CURVE (AT RATED VOLTAGE)



## MOUNTING PANEL CUTOUT



MODEL		Rated Voltage	Operating Voltage Range	Rated Current	Rated Input Power	Speed	Maximum Air Flow		Maximum Air Pressure		Noise
PART NO.	FUNCTION	VDC	VDC	Amp	Watt	R.P.M.	m <sup>3</sup> /min	CFM	mmH <sub>2</sub> O	IN H <sub>2</sub> O	dB-A
EFB0612LA	-R00 / -F00	12	7.0 to 13.8	0.07	0.84	3000	0.380	13.42	1.65	0.065	24.5
EFB0612MA	-R00 / -F00	12	7.0 to 13.8	0.08	0.96	3600	0.440	15.54	2.40	0.094	29.0
EFB0612HA	-R00 / -F00	12	7.0 to 13.8	0.12	1.44	4200	0.510	18.01	3.35	0.132	33.0
EFB0612HHA	-R00 / -F00	12	7.0 to 13.8	0.18	2.16	4800	0.600	21.19	4.30	0.169	36.5

- \* Function type is optional.
- \* The max. air flow and the speed are measured in free air ; max. air pressure is measured at zero air flow.
- \* Noise is measured in anechoic chamber in free air, one meter from intake side.
- \* All readings are typical values at rated voltage.
- \* Specifications are subject to change without notice.
- \* Both of the ball bearing and the 1 ball + 1 Sleeve type are available.