


Proximity Sensors Inductive Thermoplastic Polyester Housing Types EI, DC, M12, M18, M30

CARLO GAVAZZI



- Euronorm thermoplastic polyester housing, cylindrical
- Diameter: M12, M18, M30
- Flush and non-flush types
- Long and short body versions
- Sensing distance: 2 to 15 mm
- Power supply: 10 to 40 VDC
- Output: Transistor NPN/PNP, Normally open or Normally closed
- Protection: Short-circuit, reverse polarity and overload
- LED-indication for output ON
- 2 m cable or M12 plug

Product Description

Proximity switch in M12, M18 and M30 polyester housings. Made in accordance with euronorms EN 50 008 and EN 50 036.

Ordering Key

EI 1808 PPCPL-1

Type _____
Housing diameter (mm) _____
Rated operating dist. (mm) _____
Output type _____
Housing material _____
Body style _____
Plug _____

Type Selection DC Types, Cable and M12 Plug

Housing diameter	Body style	Connection	Rated operating dist. (S _n)	Ordering no. Transistor NPN Normally open	Ordering no. Transistor PNP Normally open	Ordering no. Transistor PNP Normally closed
M12	Long	Cable	2 mm ¹⁾	EI 1202 NPOPL	EI 1202 PPOPL	
M12	Short	Cable	4 mm ²⁾		EI 1204 PPOPS	
M12	Long	Cable	4 mm ²⁾	EI 1204 NPOPL	EI 1204 PPOPL	
M18	Short	Cable	5 mm ¹⁾		EI 1805 PPOPS	
M18	Long	Cable	5 mm ¹⁾	EI 1805 NPOPL	EI 1805 PPOPL	
M18	Short	Cable	8 mm ²⁾	EI 1808 NPOPS	EI 1808 PPOPS	
M18	Short	Plug	8 mm ²⁾		EI 1808 PPOPS-1	
M18	Long	Cable	8 mm ²⁾	EI 1808 NPOPL	EI 1808 PPOPL	EI 1808 PPCPL
M18	Long	Plug	8 mm ²⁾		EI 1808 PPOPL-1	EI 1808 PPCPL-1
M30	Long	Cable	10 mm ¹⁾	EI 3010 NPOPL	EI 3010 PPOPL	EI 3010 PPCPL
M30	Short	Cable	15 mm ²⁾	EI 3015 NPOPS		
M30	Long	Cable	15 mm ²⁾		EI 3015 PPOPL	

¹⁾ For flush mounting in metal

²⁾ For non-flush mounting in metal

Specifications

Rated operational volt. (U _a) (U _B)	12 to 36 VDC 10 to 40 VDC (ripple incl.)	Frequency of operating cycles (f)	EI 1202 800 Hz EI 1204 500 Hz EI 1805 500 Hz EI 1808 400 Hz EI 3010 300 Hz EI 3015 100 Hz
Ripple	≤ 10%	Indication for output ON	LED, yellow
Rated operational current (I _e) Continuous	≤ 200 mA	Assured operating dist. (S _a)	0 ≤ S _a ≤ 0.81 S _n
No-load supply current (I _o)	Output ON: < 6.5 mA Output OFF: < 2.7 mA	Repeat accuracy (R)	≤ 5%
Voltage drop (U _d)	≤ 2 VDC at max. load	Hysteresis (H) (Differential travel)	1 to 15% of sensing distance
Protection	Reverse polarity, short-circuit, transients	Effective operating dist. (S _i)	0.9 × S _n ≤ S _r ≤ 1.1 × S _n
Transient voltage	≤ 700 V/0.5 J	Usable operating dist. (S)	0.9 × S _r ≤ S _u ≤ 1.1 × S _r
Power ON delay	< 10 ms		

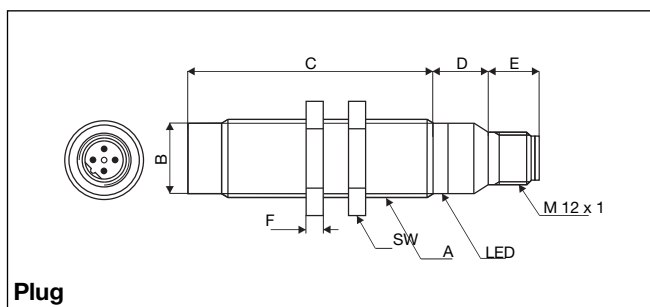
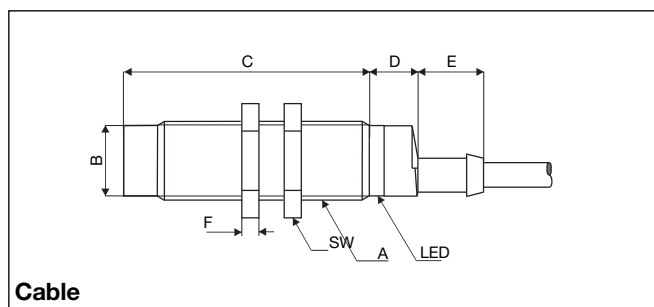


Specifications (cont.)

Ambient temperature Operating Storage	-25° to +70°C (-13° to +158°F)	Weight (cable excluded) EI12 10 g EI 1805 18 g EI 1808 20 g EI 3010 50 g EI 3015 70 g
	-30° to +80°C (-22° to +176°F)	
Degree of protection	IP 67 (Nema 1, 3, 4, 6, 13)	Tightening torque EI 12 1.8 Nm EI 18 2.6 Nm EI 30 7.5 Nm
Housing material Body Back	Grey thermoplastic polyester Black polyester	
Connection Cable Plug Cables for plug (-1)	2 m, 3 x 0.3 mm ² , grey PVC, oil proof M 12 x 1 CONH1A serie	Approvals UL, CSA CE-marking Yes EMC Approved acc. to EN 50 080, EN 50 081

Dimensions

Type	A	B (Ø mm)	C (mm)	D (mm)	E (mm)	F (mm)	SW (mm)
EI 1202 XPXPL	M 12 x 1 x 50	10.7	50	11	5.0	8	17
EI 1204 XPXPS	M 12 x 1 x 30	10.7	34	11	5.0	8	17
EI 1204 XPXPL	M 12 x 1 x 50	10.7	54	11	5.0	8	17
EI 1805 XPXPS	M 18 x 1 x 30	16.7	30	11.6	15.4	8	24
EI 1805 XPXPL	M 18 x 1 x 50	16.7	50	11.6	15.4	8	24
EI 1808 XPXPS	M 18 x 1 x 30	16.7	38	11.6	15.4	8	24
EI 1808 XPXPL	M 18 x 1 x 50	16.7	58	11.6	15.4	8	24
EI 1808 XPXPL-1	M 18 x 1 x 50	16.7	58	13.1	11.9	8	24
EI 3010 XPXPL	M 30 x 1.5 x 50	28	50	13.6	15.4	10	36
EI 3015 XPXPS	M 30 x 1.5 x 30	28	42	13.6	15.4	10	36
EI 3015 XPXPL	M 30 x 1.5 x 50	28	62	13.6	15.4	10	36



Wiring Diagrams

