

Proximity Sensors Inductive Flat pack Polycarbonate Housing Types EI 5510/EI 5515, DC-Types

CARLO GAVAZZI



- Sensing distance 10 or 15 mm
- Flush and non-flush types
- Rated operational voltage: 10 to 40 VDC
- Output: DC 200 mA, NPN or PNP
- Normally open and normally closed function
- LED indication for output ON
- Inductive, Capacitive and Photoelectric flat pack series in PC housing, IP 67
- Cable and plug versions

Product Description

Inductive proximity switch with sensing distance 10 mm flush mounted in metal or 15 mm non-flush mounted. 4-wire with both make (NO) and break (NC) switching. Flat pack housing size

(W x H x D) 35 x 55 x 15 mm made in polycarbonate. Easy mounting with only two M 3.5 screws. Ideal for use in conveying and material handling applications.

Ordering Key

EI 55 10 NPA P-1

Type _____
Housing _____
Range _____
Output type _____
Housing material _____
Connection type _____

Type Selection

Housing diameter W x H x D	Rated operating dist. (S _n)	Ordering no. NPN/cable NO & NC	Ordering no. NPN/plug NO & NC	Ordering no. PNP/cable NO & NC	Ordering no. PNP/plug NO & NC
35 x 55 x 15 mm	10 mm ¹⁾	EI 5510 NPAP	EI 5510 NPAP-1	EI 5510 PPAP	EI 5510 PPAP-1
35 x 55 x 15 mm	15 mm ²⁾	EI 5515 NPAP	EI 5515 NPAP-1	EI 5515 PPAP	EI 5515 PPAP-1

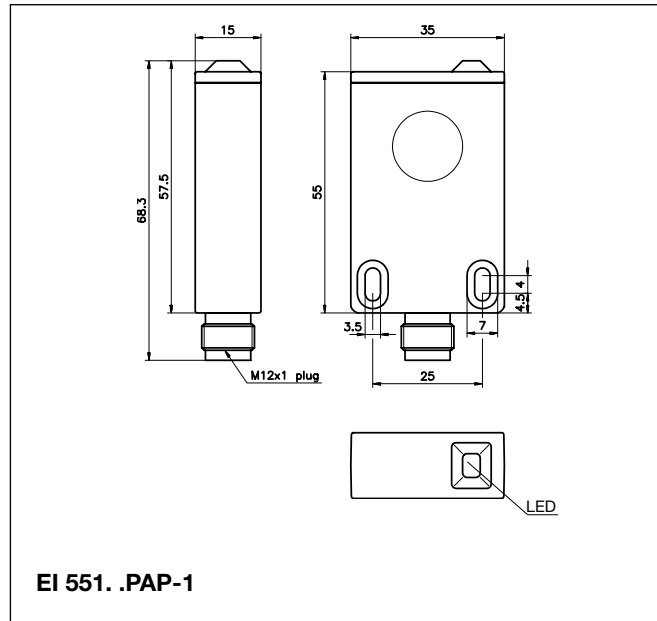
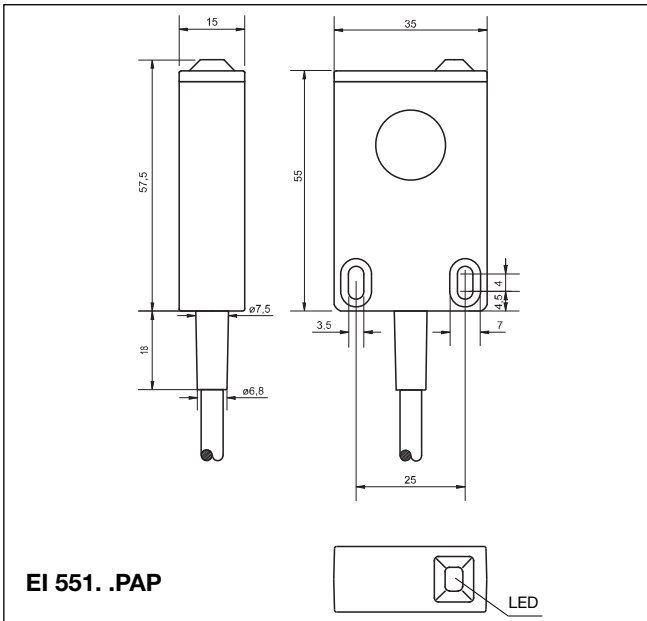
¹⁾ For flush mounting in metal

²⁾ For non-flush mounting in metal

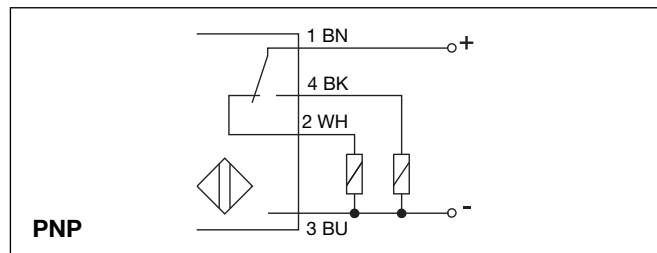
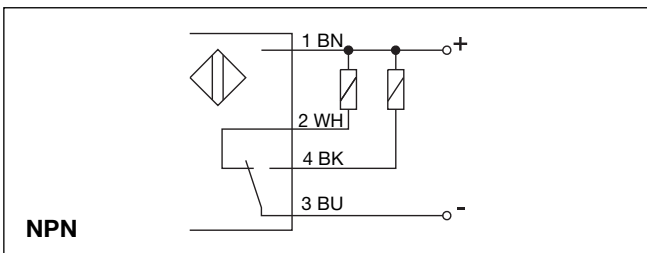
Specifications

Rated operational volt. (U _e) (U _B)	12 to 36 VDC 10 to 40 VDC (ripple included)	Ambient temperature Operating	-25° to +70°C (-13° to +158°F)
Ripple	≤ 10%	Storage	-30° to +80°C (-22° to +176°F)
Rated operational current (I _e) Continuous	≤ 200 mA	Degree of protection	IP 67 (Nema 1, 3, 4, 6, 13)
No-load supply current (I _o)	≤ 7 mA	Housing Dimensions	35 x 55 x 15 mm
Voltage drop (U _d)	≤ 2 VDC at max. load	Material	Polycarbonate, grey
Protection	Reverse polarity, short-circuit	Cable	2 m, 4 x 0.3 mm ² grey PVC, oil proof
Power ON delay	≤ 50 ms	Weight Cable version	125 g
Frequency of operating cycles (f) EI 5510 EI 5515	500 Hz 250 Hz	Plug version	40 g
Indication for output ON	LED, yellow	EMC ratings ENV 50 140 RF Electromagnetic field AM, 80-1000 MHz, Level 3	10 V/m
Assured operating dist. (S _a)	0 ≤ S _a ≤ 0.81 S _n	ENV 50 204 RF Electromagnetic field PM, 80-900 MHz, Level 3	10 V/m
Repeat accuracy (R)	≤ 5%	EN 61000-4-4 Fast transient Rep. freq. 5 kHz, Level 3	1 kV
Hysteresis (H) (Differential travel)	1 to 15% of sensing distance	Approvals	UL, CSA
Effective operating dist. (S _r)	0.9 x S _n ≤ S _r ≤ 1.1 x S _n	CE-marking	Yes
Usable operating dist. (S _u)	0.9 x S _r ≤ S _u ≤ 1.1 x S _r		

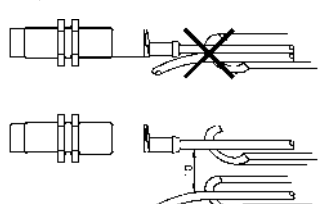
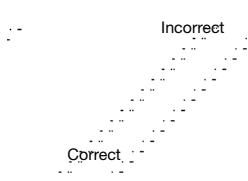
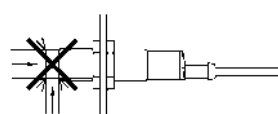
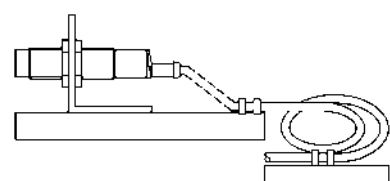
Dimensions



Wiring Diagrams



Installation Hints

<p>To avoid interference from inductive voltage/current peaks, separate the prox. switch power cables from any other power cables, e.g. motor, contactor or solenoid cables</p> 	<p>Relief of cable strain</p>  <p>The cable should not be pulled</p>	<p>Protection of the sensing face</p>  <p>A proximity switch should not serve as mechanical stop</p>	<p>Switch mounted on mobile carrier</p>  <p>Any repetitive flexing of the cable should be avoided</p>
--	---	---	--

Accessories

- Plugs CONH1A.. series, please refer to "Accessories".

Delivery Contents

- Inductive switch: EI 551.
- **Packaging:** plastic bag