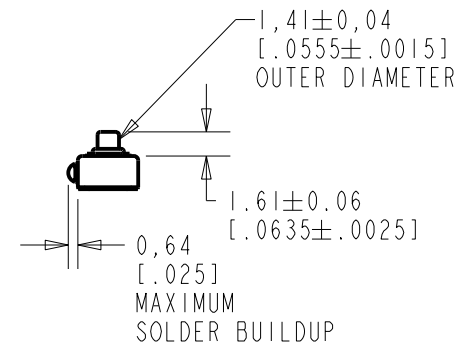
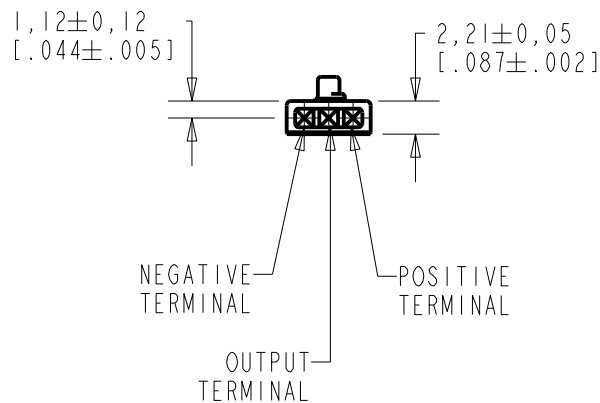
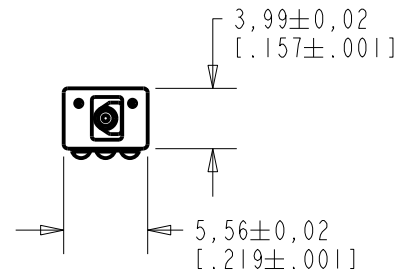


EK-23092-C01

SHT 1.1



NOMINAL WEIGHT  
.13 GRAM

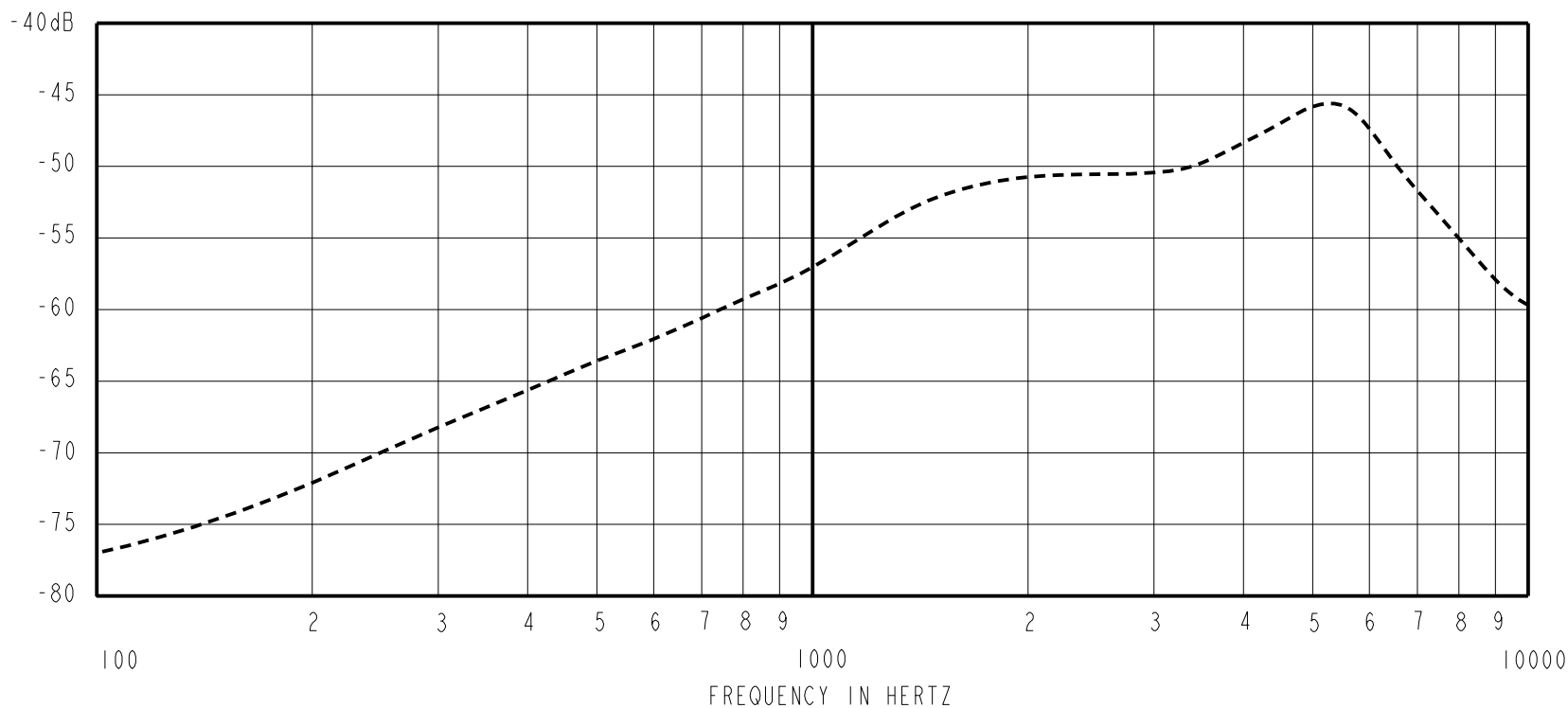
DIMENSIONS IN MILLIMETERS [INCHES]

**KNOWLES ELECTRONICS**  
ITASCA, ILLINOIS U.S.A.

Revision	C.O. #	Implementation Date	RELEASE LEVEL	REVISION
B	MI0105324	2-10-14	Active	B
A	MI0100722	11-3-06		

SCALE: 2:1		DR. BY	DATE
DO NOT SCALE DRAWING		SDZ	11-3-06
TITLE: MICROPHONE		CK. BY	DATE
OUTLINE DRAWING		GJP	11-15-06
EK-23092-C01		APP. BY	DATE
SHT 1.1		GJP	11-15-06

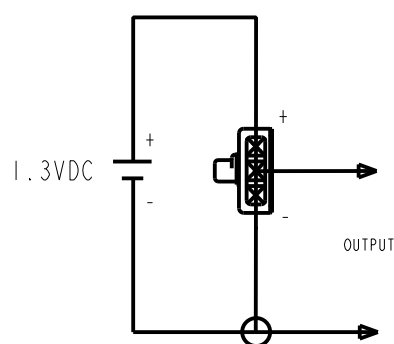
SENSITIVITY IN dB RELATIVE TO 1.0 VOLT/0.1 Pa (N/M<sup>2</sup>)  
FOR CONDITIONS SHOWN BELOW.



FREQUENCY	SENSITIVITY			DEVICE CONFORMITY	
	MIN.	NOM.	MAX.	RANGE OF DEVIATION FROM 1KHz	
300	---	-68.0	---	-12.5	-9.5
1000	-60.0	-57.0	-54.0	0.0	0.0
4800-6200	---	-46.0	---	+6.0	+16.0

- CASE CONNECTED TO NEGATIVE TERMINAL.
- MICROPHONE TO BE FUNCTIONAL WITH 10 VDC SUPPLY.
- TYPICAL SENSITIVITY TO HUMIDITY AT 1000Hz IS 0.03 dB/%RH.
- SENSITIVITY AND NOISE VALUES INDICATED ON THIS SPECIFICATION ARE VALID AT 50% HUMIDITY

PORT LOCATION	DC SUPPLY	AMPLIFIER CURRENT DRAIN	SENSITIVITY CHANGE ON REDUCING SUPPLY TO 0.9VDC	"A" WEIGHTED NOISE (1 kHz EQUIV. SPL)	OUTPUT IMPEDANCE OHMS		
					MIN.	NOM.	MAX.
OKP	1.3V	50 μA MAX.	3 dB MAX.	-100 dB MAX.	2800	4400	6800



Revision	C.O. #	Implementation Date	RELEASE LEVEL	REVISION
B	MI0105324	2-10-14	Active	B
A	MI0100722	11-3-06		

WHEN TEST LIMITS ARE USED TO ESTABLISH INCOMING INSPECTION ACCEPTANCE/REJECTION CRITERIA, CORRELATION OF TEST EQUIPMENT WITH KNOWLES IS ALSO REQUIRED FOR ELIMINATION OF EQUIPMENT AND TEST METHOD VARIATION  TITLE: <b>MICROPHONE</b> PERFORMANCE SPECIFICATION	<b>EK-23092-C01</b> SHT 2.1	DR. BY	DATE
		SDZ	11-3-06
		CK. BY	DATE
		GJP	11-15-06
		APP. BY	DATE
		GJP	11-15-06

**KNOWLES ELECTRONICS**  
ITASCA, ILLINOIS U.S.A.