

EKI-9508E-H

EKI-9508E-L

EN50155 8-Port M12 Unmanaged Ethernet Switch 72/96/110 V_{DC}
EN50155 8-Port M12 Unmanaged Ethernet Switch 24/48 V_{DC}



CE FCC

Features

- Complies with EN50155
- 8 M12 D-coded 10/100Mbps ports
- Power input
EKI-9508E-H: 72/96/110 V_{DC}
EKI-9508E-L: 24/48 V_{DC}
- Operating Voltage
EKI-9508E-H: 50.4~137.5 V_{DC}
EKI-9508E-L: 16.8~60 V_{DC}
- M12 connector with IP50 protection
- Operating temperature range -40 ~ 70°C

Introduction

The EKI-9500 series switch is designed for railway application with rugged and high EMC performance, being suitable for networking solution for rolling stock and wayside applications. The EKI-9500 series provides M12 connectors for Ethernet/ console/ relay/ power-input connections to ensure tight & robust connectivity, and thus to guarantee reliable operation against environmental disturbances such as vibration and shock on train. The EKI-9508E-H/L is an Ethernet switch that provides 8 x Fast Ethernet M12 D-coded port interface for all kinds of Ethernet connection. EKI-9508E-H/L features a "slim" design which can be easily deployed with its slender size and make the network deployment easier in crowded carriage/ cabinet.

Specifications

Interface

- I/O Port** 8 x 10/100BASE-T M12 D-coded
- Power Connector** M12 A-coded

Physical

- Enclosure** Metal
- Protection Class** IP50
- Installation** Wall mount
- Dimensions (W x H x D)** 122.5 x 179.4 x 71.8 mm
- Weight** 1.3kg

LED Display

- System LEDs** PWR1, PWR2, SYS

Environment

- Operating Temperature** -40 ~ 70°C
- Storage Temperature** -40 ~ 85°C
- Ambient Relative Humidity** 5 ~ 95% (non-condensing)

Power

- Power Consumption** ~5 W (system)
- Power Input** EKI-9508E-H: 72/96/110 V_{DC}
EKI-9508E-L: 24/48 V_{DC}
- Operating Voltage** EKI-9508E-H: 50.4~137.5 V_{DC}
EKI-9508E-L: 16.8~60 V_{DC}
Dual inputs Supports Overload Current Protection
Supports Reverse Polarity Protection

Certification

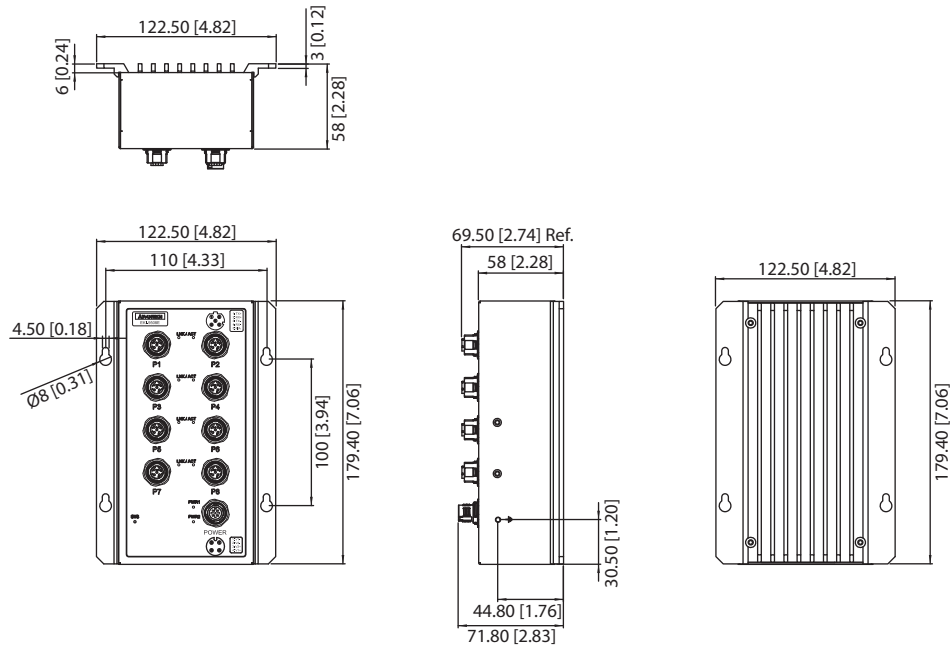
- EMI** FCC Part 15 Subpart B Class A
CE EN55032 (CISPR)
EN55024 Class A
- EMS** EN61000-4-2 (ESD), EN61000-4-3 (RS),
EN61000-4-4 (EFT), EN61000-4-5 (surge),
EN61000-4-6 (CS)
- Shock** IEC 61373
- Freefall** IEC 60068-2-31
- Vibration** IEC 61373
- Rail Traffic** EN50155; EN50121-3-2

L2 Features

- L2 MAC Address** 8K
- Jumbo Frame** 9 KB

Dimensions




Unit: mm [in.]



Ordering Information

- **EKI-9508E-H-AE** Layer 2 switch, 8 x M12 fast Ethernet, 72/96/110 V_{DC} dual power input
- **EKI-9508E-L-AE** Layer 2 switch, 8 x M12 fast Ethernet, 24/48 V_{DC} dual power input

Accessories

PN		Description
OPT1-M12-CRP-4MD		Phoenix Contact M12 D-code 4 pin Male crimp type connector
OPT1-M12-CRP-4FA		Phoenix Contact M12 A-code 4 pin Female crimp type connector
OPT1-M12C-4MD-150R		M12 D-code 4 pin Male to RJ45, cable length: 1.5m
OPT1-M12C-4FA-100		M12 A-code 4 pin Female to 1m cable
1990023703S000		M12 waterproof CAP (1pc.)