

EKI-9508G-H

EKI-9508G-L

EN 50155 8-Port M12 Unmanaged Ethernet Switch 72/96/110 V_{DC}

EN 50155 8-Port M12 Unmanaged Ethernet Switch 24/48 V_{DC}



CE FCC

Features

- Complies with EN50155
- 8 port M12 X-coded 10/100/1000Mbps ports
- Power input
EKI-9508G-H: 72/96/110 V_{DC}
EKI-9508G-L: 24/48 V_{DC}
- Operating Voltage
EKI-9508G-H: 50.4~137.5 V_{DC}
EKI-9508G-L: 16.8~60 V_{DC}
- M12 connector with IP50 protection
- Operating temperature of -40 ~ 70°C

Introduction

EKI-9500 series switch is designed for railway application, with rugged and high EMC performance. EKI-9500 series is the suitable networking solution for rolling stock and wayside applications. EKI-9500 series provide M12 connectors for Ethernet/ console/ relay/ power-input connections to ensure tight & robust connectivity, to guarantee reliable operation against environmental disturbances, such as vibration and shock on train. EKI-9508G-H & EKI-9508G-L is a Ethernet switch, it provides 8 x Gigabit Ethernet M12 X-code interface. EKI-9508G-H/ L features a "slim" design, can be easy deployed with its slender size and let network deployment more simple in crowded carriage/ cabinet.

Specifications

Interface

- I/O Port** 8 x 10/100/1000 BASE-T M12 X-Coded
- Power Connector** M12 A-Coded

Physical

- Enclosure** Metal Shell
- Protection Class** IP50
- Installation** Wall Mount
- Dimensions (W x H x D)** 122.5 x 179.4 x 71.8 mm
- Weight** 1.3 kg

LED Display

- System LEDs** PWR1, PWR2, SYS

Environment

- Operating Temperature** -40 ~ 70 °C
- Storage Temperature** -40 ~ 85 °C
- Ambient Relative Humidity** 5 ~ 95% (non-condensing)

Power

- Power Consumption** ~ 5 Watts (System)
- Power Input** EKI-9508G-H: 72/96/110 V_{DC}
EKI-9508G-L: 24/48 V_{DC}
- Operating Voltage** EKI-9508G-H: 50.4~137.5 V_{DC}
EKI-9508G-L: 16.8~60 V_{DC}
Dual inputs Supports Overload Current Protection
Supports Reverse Polarity Protection

Certification

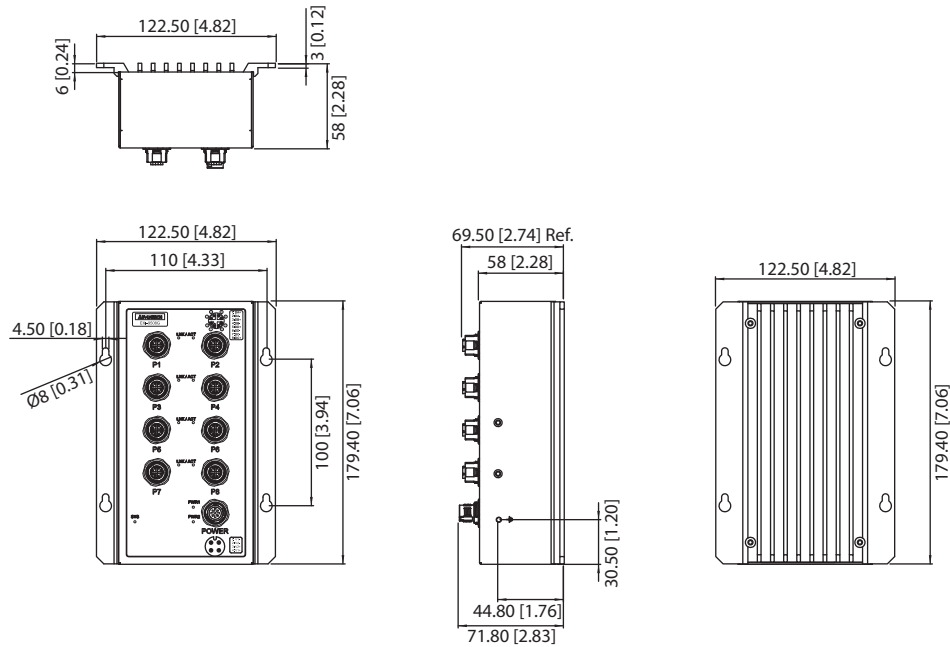
- EMI** FCC Part 15 Subpart B Class A
CE EN55032 (CISPR)
EN55024 Class A
- EMS** EN61000-4-2 (ESD) EN61000-4-3 (RS);
EN61000-4-4 (EFT); EN61000-4-5 (Surge);
EN61000-4-6 (CS)
- Shock** IEC 61373
- Freefall** IEC 60068-2-31
- Vibration** IEC 61373
- Rail Traffic** EN 50155; EN50121-3-2

L2 Features

- L2 MAC Address** 8K
- Jumbo Frame** 9 KB

Dimensions



Unit: mm [inch]



Ordering Information

- **EKI-9508G-H-AE** Layer 2 Switch, 8 x M12 Gigabit Ethernet, 72/96/110 V_{DC} dual power input
- **EKI-9508G-L-AE** Layer 2 Switch, 8 x M12 Gigabit Ethernet, 24/48 V_{DC} dual power input

Accessories

PN		Description
OPT1-M12-CRP-8MX		Phoenix Contact M12 X-code 8 pin Male crimp type connector
OPT1-M12-CRP-4FA		Phoenix Contact M12 A-code 4 pin Female crimp type connector
OPT1-M12C-8MX-150R		M12 X-code 8 pin Male to RJ45, cable length: 1.5m
OPT1-M12C-4FA-100		M12 A-code 4 pin Female to 1m cable
1990023703S000		M12 waterproof CAP (1pc.)