

ELIT-1630

Digital Signage Player Powered by Intel® Core™ i3-2340UE



Features

- Robust and Compact Design
- Outstanding FULL-HD Video Performance with Low Power Consumption
- Support for Numerous Media Formats (e.g., Video, Flash, URL, Images)
- Support SIM Card Socket, 4 x USB2.0
- Support 1 x DVI-I, 1 x HDMI, S-Video Input with Composite Video Connector
- Optional: ATI E6460 Graphic Module (MXM3.0 Type A)
- ELIT-1630M Comes with MXM E6460 Module, Supporting DirectX 11
- Support iAMT Function
- Support RTC Wakeup
- Operating Temperature: -30 ~ 60°C

System

| | |
|-----------------------|--|
| CPU | Soldered onboard Intel® Core™ i3-2340UE 1.3GHz processor |
| Memory | 2 x 204-pin DDR3 SO-DIMM sockets, supporting 1066/1333MHz SDRAM up to 8GB |
| Chipset | Intel® QM67 PCH |
| Graphics | ELIT-1630 (w/o MXM): Integrated Intel® HD Graphic 3000 ELIT-1630M (w/ MXM 3.0): Type A connector for ATI E6460 |
| ATA | 1 x Serial ATA port with 600MB/s HDD transfer rate |
| LAN Chipset | 1 x Intel® 82579LM GbE PHY w/ iAMT 1 x Intel® 82583V GbE controller |
| Watchdog Timer | 1~255 levels reset |
| I/O | |
| Serial Port | 1 x DB9 male connector, supporting RS-232 |
| USB Port | 4 x USB 2.0 connectors |
| LAN | 2 x RJ-45 ports for GbE, supporting wake on LAN |
| Video Port | 1 x HDMI type A receptacle for digital video output 1 x DVI-I port for digital video output 1 x Mini-DIN for S-Video in 1 x RCA connector |
| Audio | Mic-in/Line-out (500mW pre-amplified) |
| Expansion Bus | 1 x Mini-card slot interconnected with SIM card socket for optional WiFi or HSUPA module |

Environmental

| | |
|---------------------------|--|
| Operating Temp. | -30 ~ 60°C (-22 ~ 140°F), ambient w/ air flow |
| Storage Temp. | -40 ~ 80°C (-40 ~ 176°F) |
| Operating Humidity | 10 ~ 95% @ 55°C (non-condensing) |
| Vibration | 3 Grms/5~500Hz/random operation |
| Shock | Operating 40G (11ms), Non-operating 80G with SSD |

Qualification

| | |
|----------------------|-----------------|
| Certification | CE, FCC Class A |
|----------------------|-----------------|

Power Requirement

| | |
|--------------------------|--------------------------------------|
| Power Input | DC 19V input w/ 2-pin terminal block |
| Power Consumption | 40W (w/ I/O card) |
| Power Management | RTC wakeup timer selectable |

Storage

| | |
|-------------|----------------------------|
| Type | 1 x 2.5" drive bay for SSD |
|-------------|----------------------------|

Mechanical

| | |
|-------------------------------|---|
| Construction | Aluminum alloy |
| Mounting | Support wall-mounting/VESA-mount |
| Weight | 1.76Kg (3.88lb) |
| Dimensions (W x D x H) | 213.5 x 190 x 45 mm (8.41" x 7.48" x 1.77") |

OS Support

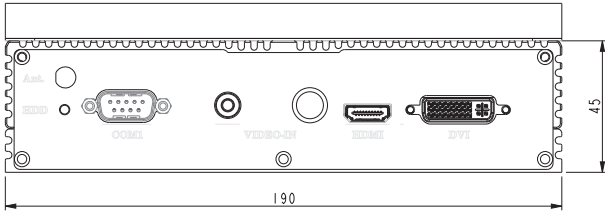
Windows XP Embedded / Windows XP Pro / Windows 7 / Ubuntu / Windows 8

Ordering Information

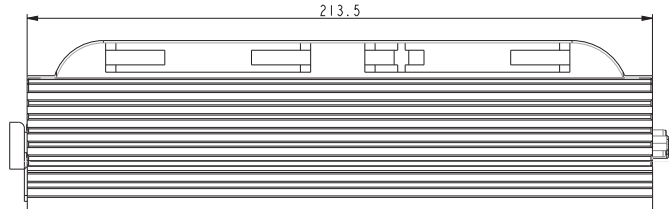
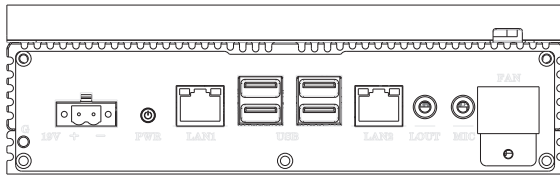
| | |
|-------------------|--|
| ELIT-1630 | Digital Signage Player by Intel® Core™ i3-2340UE, w/ 16GB SSD and 2GB DDR3 SDRAM |
| ELIT-1630M | Digital Signage Player by Intel® Core™ i3-2340UE, w/ 16GB SSD, 2GB DDR3 SDRAM and MXM module |



Dimensions



Unit: mm



Optional Accessories

PAC-B065W-1 19V/3.4A 65W AC/DC adapter kit



WMK-1630 Wall-mount / VESA mount kit



Optional Configuration (CTOS* Kit)

SSD-25032 Memoright 2.5" 32GB SATAII SSD kit



HSPA-SI1400 HSUPA 3.75G module kit & internal wiring



WIFI-IN1300 Intel® Centrino® Advanced-N 6205 WiFi module w/ 20cm internal wiring



ANT-D11 1 x WiFi Dual-band 2.4G/5G antenna



ANT-H11 1 x 2dBi HSUPA antenna



4GB SO-DIMM Industrial DDR3-1333 4GB SDRAM

*CTOS means *Configure-to-Order Service*.