


EM20B 20mm Size Metal Shaft Magnetic Type

Highly reliable non-contact type achieving 40-pulse high resolution



Typical Specifications

Items	Specifications
Output signal	VHI: +4.0V min. VLO: 0.5V max. (Isink=5mA)
Rating	10mA 5V DC
Operating life	500,000 cycles
Operating temperature range	-10°C to +70°C

Product Line

Length of the shaft (mm)	Detent torque (mN·m)	Number of detent	Number of pulse	Operating direction	Push switch	Display function	Response time	Minimum order unit (pcs.)		Product No.
								Japan	Export	
16	8±5	40	40	Vertical	With	Without	1.3μsec. (TYP)	480	960	EM20B4014000

Notes

1. This product uses a Hall IC. Be aware of ESD damages.
2. Custom design for shaft configuration are available upon request.

Packing Specifications

Tray

Number of packages (pcs.)		Export package measurements (mm)
1 case /Japan	1 case /export packing	
480	960	378×527×262

Dimensions

Unit:mm

Photo	Style	PC board mounting hole dimensions (Viewed from mounting side)
<p>With push-on switch (travel 0.5mm)</p>		<p>VA, VB ... Power supply GA, GB ... Ground A, B ... Out put</p>

Refer to P.286 for switches.
Refer to P.307 for soldering conditions.

20mm Size Metal Shaft Magnetic Type/Switch Specifications

Switch type		Momentary push switch
Contact arrangement		Single pole and single throw (Push-on)
Travel (mm)		0.5
Operating force		6±3N
Operating life		25,000 times
Electrical performance	Rating	3A 16V DC (10mA 16V DC min. ratings)
	Contact resistance	100mΩ max. for initial period, 200mΩ max. after operating life.
	Insulation resistance	100MΩ min. 250V DC
	Voltage proof	300V AC for 1 minute or 360V AC for 2s













Encoders

Metal Shaft

Insulated Shaft

Hollow Shaft

Ring Type

Type		Metal shaft																
		11 mm size					20mm size											
Series		EC111		EC11K		EC11J		EM11B	EC20A/RK203		EM20B							
Photo																		
Output		Self-return switch			Incremental (Two phase A and B)													
Shaft types		Single-shaft																
Operating direction		Vertical																
Number of pulse / Number of detent		—		9/18 15/30			16/16		18/18		40/40							
Features		—		—		Surface Mount type		Magnetic type		—								
Dimensions (mm)		W		11.7					10.8		20.2							
		D		13		12		14.2		11		22.25						
		H		5		4.5			7.5		10		13					
Operating temperature range		-40°C to +85°C						-30°C to +85°C	-30°C to +80°C		-10°C to +70°C							
Operating life		15,000 cycles		100,000 cycles			1,000,000 cycles		30,000 cycles		500,000 cycles							
Automotive use		●		●		●		●	●		—							
Life cycle (availability)																		
Electrical performance		Rating		10mA 5V DC				10mA 5V±5% DC		1mA 5V DC		10mA 5V±5% DC						
		Max./min. operating current (Resistive load)		10mA / 1mA				15mA / —		—		15mA / —						
		Insulation resistance		100MΩ min. 250V DC						100MΩ min.100V DC		10MΩ min. 50V DC		100MΩ min. 250V DC				
		Voltage proof		300V AC for 1 minute or 360V AC for 2s		300V AC for 1 minute or 360V AC for 1s			250V AC for 1 minute or 300V AC for 2s		50V AC for 1 minute or 60V AC for 2s		300V AC for 1 minute or 360V AC for 2s					
Mechanical performance		Rotational torque (Without detent)		3 to 30mN·m		—		—		—		7mN·m max.						
		Detent torque		—		12±5mN·m		12±5mN·m (Initial) 12±4mN·m (After reflow)		10±5mN·m		40±20mN·m		8±5mN·m				
		Push-pull strength		100N														
Shaft configuration		Flat, Slotted, Serrated						Flat										
Terminal type		Insertion				Reflow			Insertion									
Switch Specifications		Switch type		Push-on switch														
		Contact arrangement		Single pole and single throw (Push-on)														
		Travel (mm)		0.5±0.3		1.5±0.5		0.5±0.3		1.5±0.5		0.5 ± _{0.2} ^{0.3}		1.5±0.5	0.5 ± _{0.3} ^{0.4}			
		Operating force (N)		6 ± ₂ ²⁵		4±2		5±2		4±2		5±2		4±2		5.5±3	4±2	6±3
		Rating		0.1A 5V DC (500μA 5V DC min. ratings)		0.1A 5V DC (0.1mA 5V DC min. ratings)			5mA 5V DC (50mA 12V DC max. ratings)		5mA 5V DC (50mA 12V DC max. ratings)		0.5A 16V DC (1mA 16V DC min. ratings)		3A 16V DC (10mA 16V DC min. ratings)			
		Contact resistance		100mΩ max. for initial period, 200mΩ max. after operating life.						500mΩ max. for initial period, 5mΩ max. after operating life.		100mΩ max. for initial period, 200mΩ max. after operating life.						
		Operating life		20,000 times		1,000,000 times		100,000 times		1,000,000 times		100,000 times		1,000,000 times		20,000 times		25,000 times
Page		269						280		282		285						

Encoders Soldering Conditions	307
Encoders Cautions	308

Note

- Indicates applicability to all products in the series.