

ELEVATED SOCKETS

(2.54 mm) .100" PITCH • ESW/ESQ SERIES



ESW/ESQ

Mates:

TSW, MTSW, EW, MTLW, TSS, ZSS, TSM, DW, ZW, HW, TSSH, HTSS

SPECIFICATIONS

Insulator Material:

Black Glass Filled Polyester

Contact Material:

Phosphor Bronze

Plating:

Au or Sn over 50 μ" (1.27 μm) Ni

Current Rating (ESW/TSW):

5.2 A per pin (2 pins powered)

Current Rating (ESQ/TSW):

5.7 A per pin (2 pins powered)

Voltage Rating:

515 VAC mated with TSW or ESQ

Operating Temp Range:

-55 °C to +125 °C with Gold
-55 °C to +105 °C with Tin

Insertion Depth:

(3.68 mm) .145" to (6.35 mm) .250"

Max Cycles:

100 with 10 μ" (0.25 μm) Au

PROCESSING

Lead-Free Solderable:

No, Lead Wave only

| SERIES | 1 | NO. PINS PER ROW | LEAD STYLE | PLATING OPTION | ROW OPTION | OTHER OPTION |
|--------|---|------------------|------------|----------------|------------|--------------|
|--------|---|------------------|------------|----------------|------------|--------------|

ESW
= Solder Tail

ESQ
= Square Tail

01 thru 36

Specify **LEAD STYLE** from chart

-L
= 10 μ" (0.25 μm) Gold contact, Matte Tin on tail

-G
= 20 μ" (0.51 μm) Gold contact, Gold Flash on Balance

-T
= Matte Tin (Not available with LIF contact)

-S
= Single Row

-D
= Double Row

-T
= Triple Row (ESQ only)


-LL
= Locking Lead (Two leads per strip crimped. Not available with single row 1 or 2 positions)

"XXX"
= Polarized


| LEAD STYLE | | | |
|--------------------------|---------------------|--------------|--------------|
| STANDARD INSERTION FORCE | LOW INSERTION FORCE | A | B |
| -12 | -37 | (2.29) .090 | (11.05) .435 |
| -13 | -38 | (7.36) .290 | |
| -23 | -48 | (4.83) .190 | (13.59) .535 |
| -33 | -58 | (2.29) .090 | (16.13) .635 |
| -14 | -39 | (12.19) .480 | (11.05) .435 |
| -24 | -49 | (9.65) .380 | (13.59) .535 |
| -34 | -59 | (7.11) .280 | (16.13) .635 |
| -44 | -69 | (4.57) .180 | (18.67) .735 |



APPLICATIONS



Self Nesting Sockets



(ESQ SERIES)

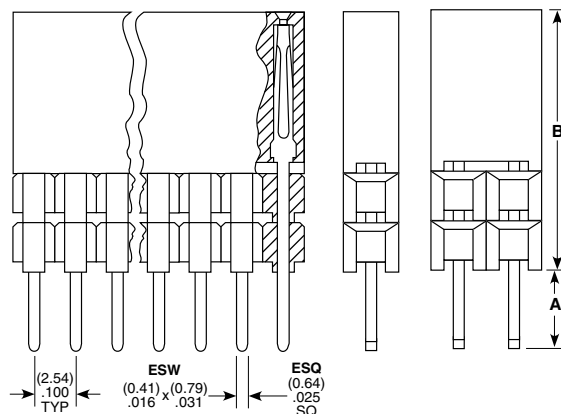
ALSO AVAILABLE

MOQ Required

Other Platings

Note:

Some lengths, styles and options are non-standard, non-returnable.



| PC/104™ J1/P1 "Stackthrough" Connectors | |
|--|----------------|
| Standard Insertion Force | ESQ-132-14-G-D |
| Low Insertion Force | ESQ-132-39-G-D |
| PC/104™ J1 "Non-Stackthrough" Connectors | |
| Standard Insertion Force | ESQ-132-12-G-D |
| Low Insertion Force | ESQ-132-37-G-D |
| PC/104™ J2/P2 "Stackthrough" Connectors | |
| Standard Insertion Force | ESQ-120-14-G-D |
| Low Insertion Force | ESQ-120-39-G-D |

PC/104 is a trademark of the PC/104 Consortium.