

ETC1.6-4-2-3TR

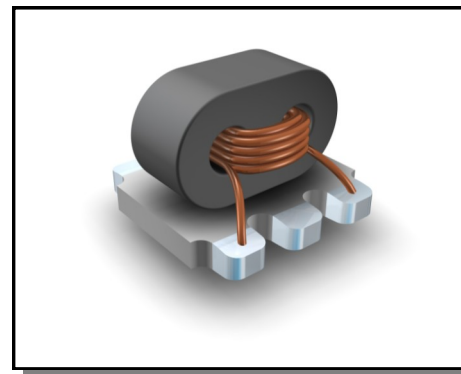


E-Series RF 4:1 Transmission Line Transformer 500-3000MHz

Rev. V5

Features

- Surface Mount
- 4:1 Impedance Ratio
- RoHS Compliant, lead free
- CT on Secondary
- Available on Tape and Reel



Electrical Specifications @25°C

Parameter	Units	Nominal	Maximum	Mean (x)	Sigma (σ)
Frequency Range 500 - 3000	MHz	—	—	—	—
Insertion Loss ($f_L - f_U$)					
500 - 750 MHz	dB	—	3.0	—	—
750 - 1200 MHz	dB	—	1.0	0.22	0.159
1200 - 3000 MHz	dB	—	3.0	—	—

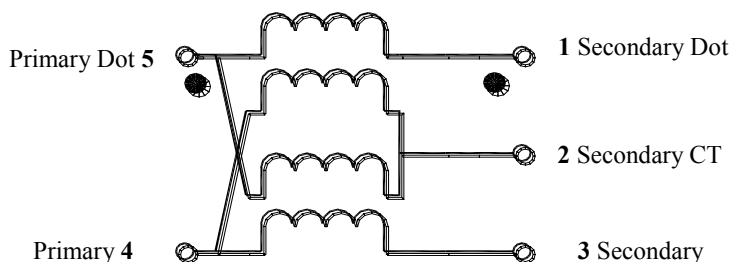
Note: Mean and Sigma calculated from average loss at @ $(f_U - f_L)/2 + f_L$

Please Note that the photograph above indicates package only, not actual unit.

Pin Configuration

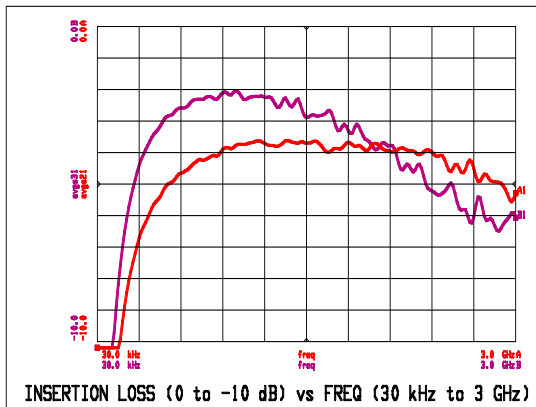
Pin No.	Function
1	Secondary Dot
2	Secondary CT
3	Secondary
4	Primary
5	Primary Dot

Schematic

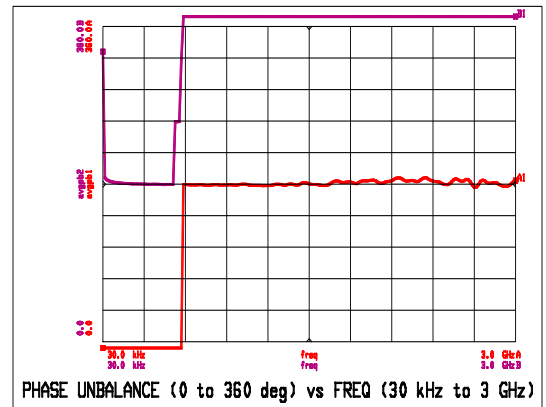


Typical Performance Over Extended Bandwidth (30kHz - 3.0GHz)

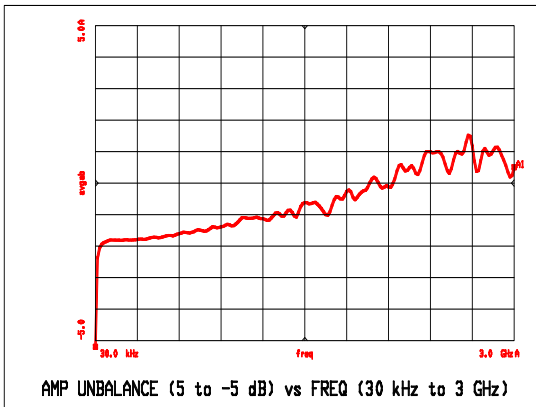
Insertion Loss



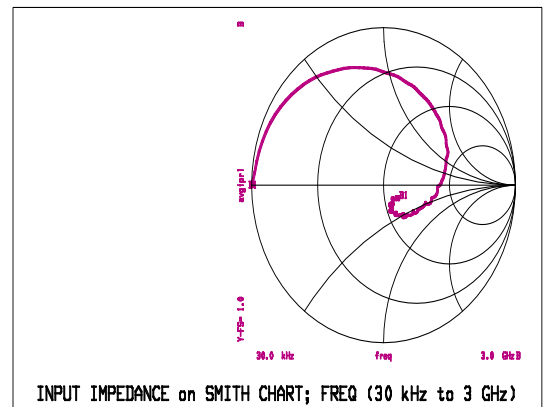
Phase Unbalance



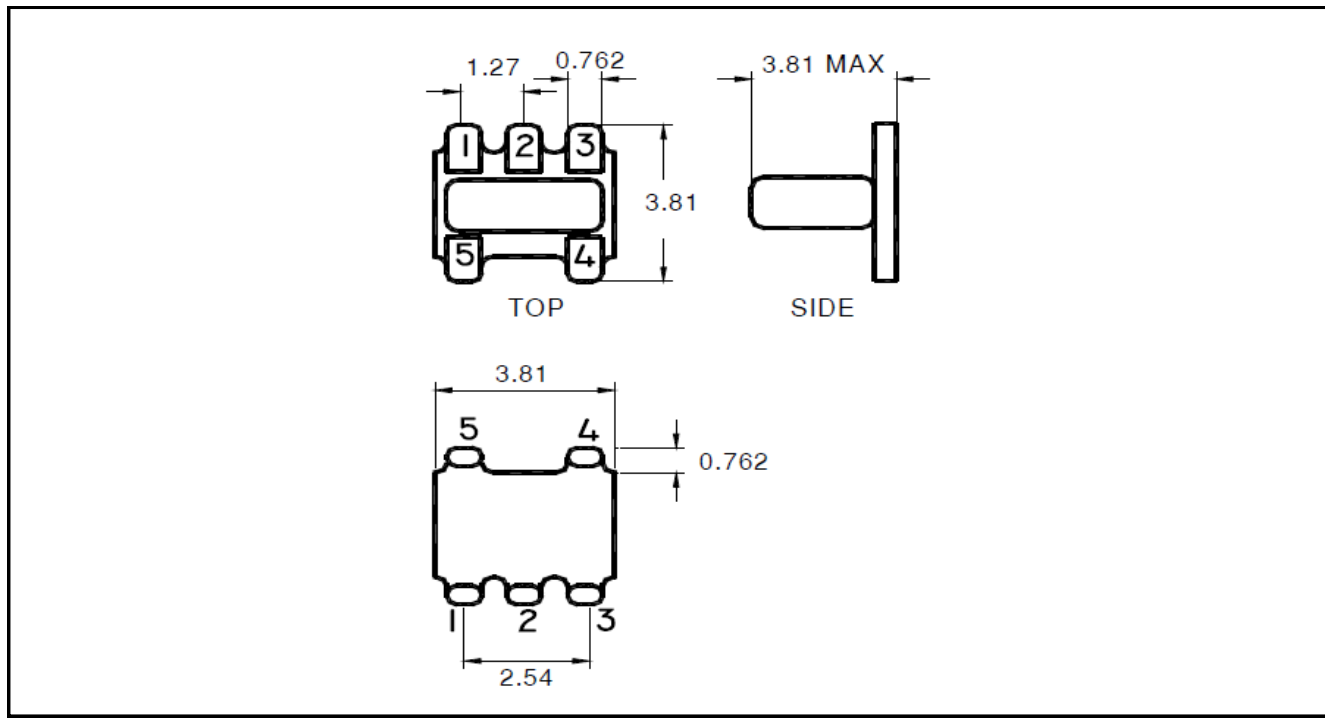
Amplitude Unbalance



Input Impedance



Outline Drawing



1. Dimensions in mm.
2. Tolerance: ± 0.2 mm unless otherwise noted.
3. Model number and lot code are printed on the reel.
4. Termination plating is Sn.

Recommended Footprint

