

## GaAs MMIC SP6T NON-REFLECTIVE SWITCH, DC - 3 GHz

### Typical Applications

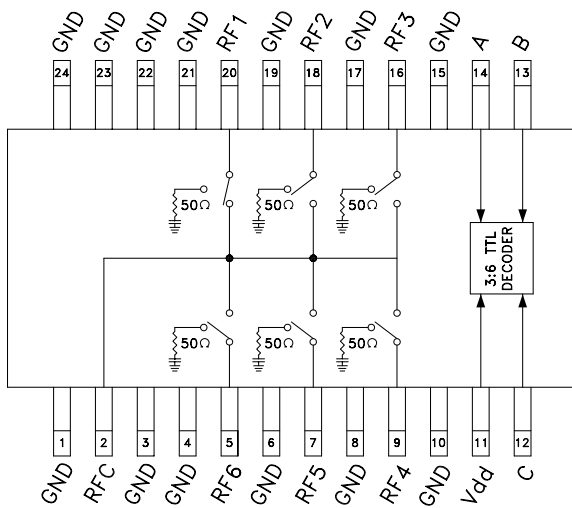
The HMC252AQS24E is ideal for:

- Base Station
- CATV / DBS
- MMDS & WirelessLAN
- Test Equipment

### Features

- Low Insertion Loss (2 GHz): 1.0 dB
- Single Positive Supply:  $V_{DD} = +3V$  to  $+5V$
- Integrated 3:6 TTL Decoder
- 24 Lead QSOP Package

### Functional Diagram



### General Description

The HMC252AQS24E is low-cost non-reflective SP6T switches in 24-lead QSOP packages featuring wideband operation from DC to 3.0 GHz. The switch offers a single positive bias and true TTL/CMOS compatibility. A 3:6 decoder is integrated on the switch requiring only 3 control lines and a positive bias to select each path. The HMC252AQS24E SP6T replaces multiple configurations of SP4T and SPDT MMIC switches and logic drivers.

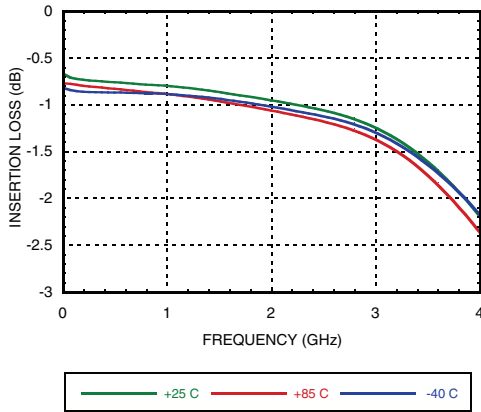
### Electrical Specifications,

$T_A = +25^\circ C$ , For TTL Control and  $V_{DD} = +3.3V, 5V$  in a 50 Ohm System

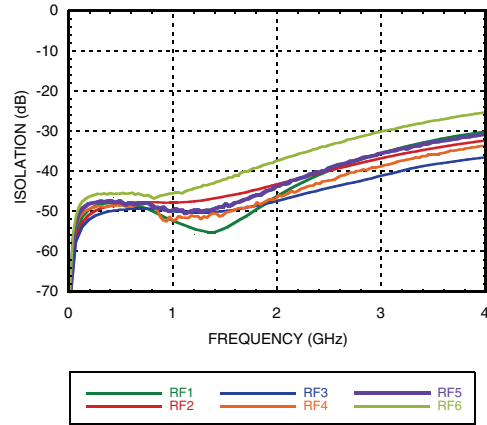
Parameter	Frequency	Min.	Typ.	Max.	Min.	Typ.	Max.	Units
		Vdd = +3.3V			Vdd = +5V			
Insertion Loss	DC - 1.0 GHz		0.8			0.8	1.2	dB
	DC - 2.0 GHz		1.0			1.0	1.3	
	DC - 2.5 GHz		1.2			1.2	1.5	
	DC - 3.0 GHz		1.4			1.4	1.8	
Isolation	DC - 1.0 GHz		45		38	45		dB
	DC - 2.0 GHz		40		32	40		
	DC - 2.5 GHz		38		29	38		
	DC - 3.0 GHz		32		26	32		
Return Loss	"On State"	DC - 1 GHz		23		14	23	dB
		DC - 2.5 GHz		18		14	18	
		DC - 3.0 GHz		12		7	12	
Return Loss	RF1-6 "Off State"	0.3 - 1 GHz		11		8	11	dB
		0.3 - 3.0 GHz		12		8	12	
		0.5 - 2.5 GHz		15		11	15	
Input Power for 1dB Compression	0.1 - 1.0 GHz		24			30		dBm
	0.3 - 3.0 GHz		24		21	28		
Input Third Order Intercept (Two-Tone Input Power = +10 dBm Each Tone)	0.3 - 3.0 GHz		47		42	47		dBm
Switching Characteristics								
tRISE, tFALL (10/90% RF)	0.3 - 3.0 GHz		20			25		ns
tON, tOFF (50% CTL to 10/90% RF)			70			90		

## GaAs MMIC SP6T NON-REFLECTIVE SWITCH, DC - 3 GHz

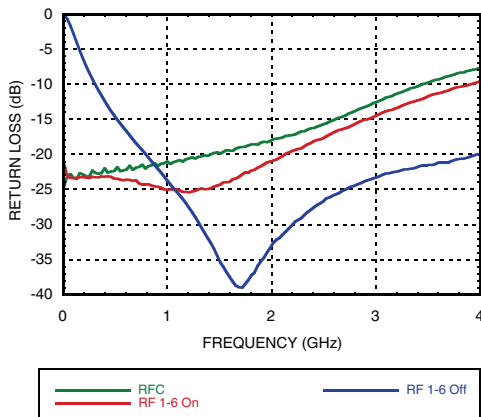
### Insertion Loss [1]



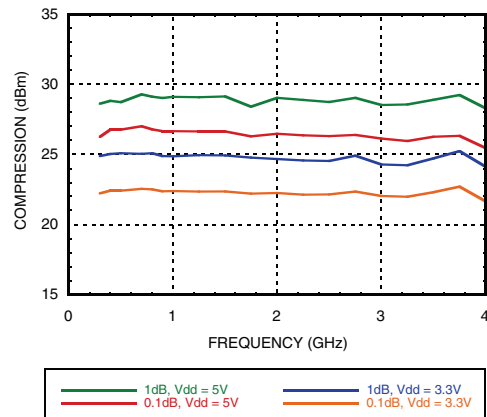
### Isolation [1]



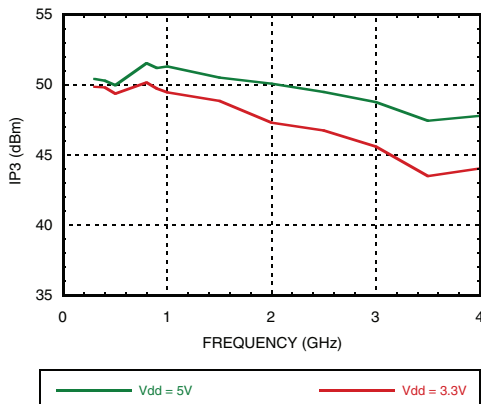
### Return Loss [1]



### Input Compression



### Input Third Order Intercept Point



### Bias Voltages & Currents

V <sub>DD</sub> (V)	I <sub>DD</sub> (Typ.) (mA)	I <sub>DD</sub> (Max.) (mA)
+3.3 (V <sub>dc</sub> ± 5%)	3.3	7
+5.0 (V <sub>dc</sub> ± 10%)	3.5	7

### TTL/CMOS Control Voltages

V <sub>DD</sub> (V)	State	Bias Condition
+3.3	Low	0 to +0.8 V <sub>dc</sub> @ 1μA Typ.
	High	+2.0 to +3.3 V <sub>dc</sub> @ 50 μA Typ.
+5.0	Low	0 to +0.8 V <sub>dc</sub> @ 2μA Typ.
	High	+2.0 to +5 V <sub>dc</sub> @ 60 μA Typ.

[1] V<sub>DD</sub> = 5V

NOTE:

- DC Blocking capacitors are required at ports RFC and RF1, 2, 3, 4, 5, 6.
- Input is reflective when "ALL OFF" state is selected.

## GaAs MMIC SP6T NON-REFLECTIVE SWITCH, DC - 3 GHz

### Absolute Maximum Ratings

Bias Voltage Range (Port Vdd)	+7 Vdc
Control Voltage Range (A, B, C)	-0.5V to Vdd +1 Vdc
Channel Temperature	150 °C
Thermal Resistance	
Insertion Loss Path	130 °C/W
Terminated Path	236 °C/W
Storage Temperature	-65 to +150 °C
Operating Temperature	-40 to +85 °C
Maximum Input Power Vdd = +5 Vdc	
Insertion Loss Path	+29.8 dBm
Terminated Path	+24.4 dBm
ESD Sensitivity (HBM)	Class 1A

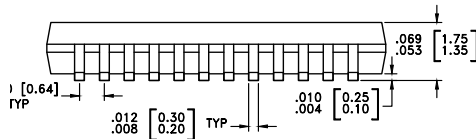
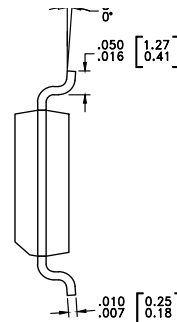
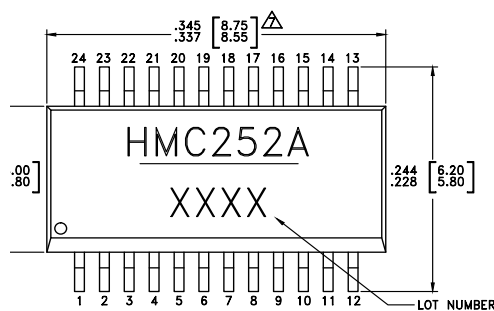
### Truth Table

Control Input			Signal Path State
A	B	C	RFCOM to:
LOW	LOW	LOW	RF1
HIGH	LOW	LOW	RF2
LOW	HIGH	LOW	RF3
HIGH	HIGH	LOW	RF4
LOW	LOW	HIGH	RF5
HIGH	LOW	HIGH	RF6
LOW	HIGH	HIGH	ALL OFF
HIGH	HIGH	HIGH	ALL OFF



ELECTROSTATIC SENSITIVE DEVICE  
OBSERVE HANDLING PRECAUTIONS

### Outline Drawing



#### NOTES:

1. PACKAGE BODY MATERIAL: LOW STRESS INJECTION MOLDED PLASTIC SILICA AND SILICON IMPREGNATED.
2. LEAD MATERIAL: COPPER ALLOY.
3. LEAD PLATING: 100% MATTE TIN.
4. DIMENSIONS ARE IN INCHES [MILLIMETERS].
5. CHARACTERS TO BE HELVETICA MEDIUM, .030 HIGH, LASER OR WHITE INK, LOCATED APPROXIMATELY AS SHOWN.
6. DIMENSION DOES NOT INCLUDE MOLDFLASH OF 0.15mm PER SIDE.
7. DIMENSION DOES NOT INCLUDE MOLDFLASH OF 0.25mm PER SIDE.
8. ALL GROUND LEADS MUST BE SOLDERED TO PCB RF GROUND.

### Package Information

Part Number	Package Body Material	Lead Finish	MSL Rating	Package Marking <sup>[2]</sup>
HMC252AQS24E	RoHS-compliant Low Stress Injection Molded Plastic	100% matte Sn	MSL1 <sup>[1]</sup>	HMC252A XXXX

[1] Max peak reflow temperature of 260 °C

[2] 4-Digit lot number XXXX