

### PicoDlynxII™ Series Evaluation Board Documentation

The PicoDlynxII™ series evaluation board (PJT020/014/007/004) comes with an assembled module and test components. The specific combination of module and the board can be ordered through your sales representative

#### 1. Schematics

Component values are for reference only; refer to the data sheet for appropriate values and pictures in this document for preinstalled component

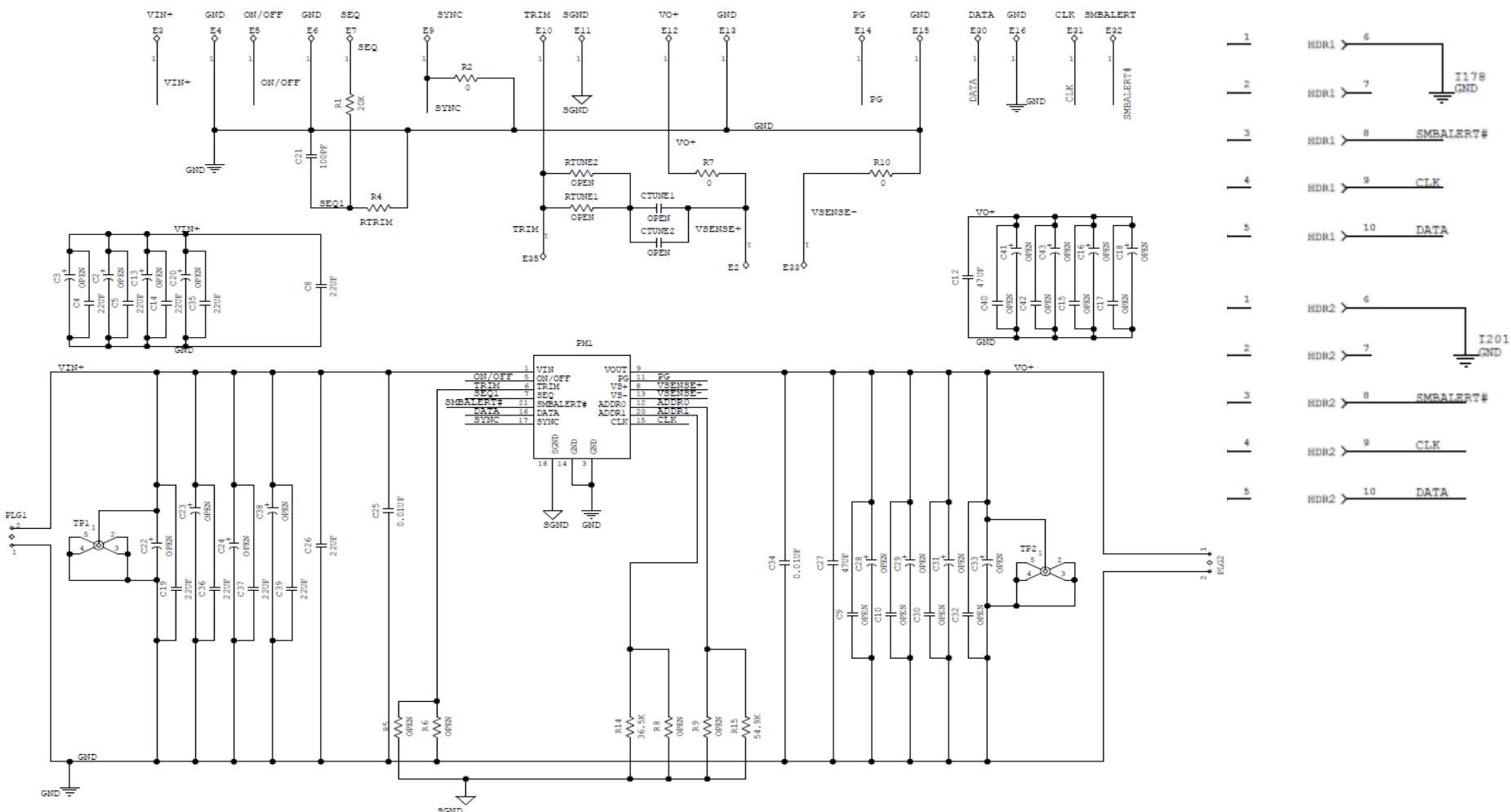


Figure 1 - Schematic of the PicoDlynx™ single footprint evaluation board.

Component values are for reference only; refer to the data sheet for appropriate values and pictures in this document for preinstalled components








Figure 2. Power and Analog Signal Interface for the PJT007 Eval Board




Figure 2. Power and Analog Signal Interface for the PJT014 Eval Board