


# EmETXe-i250C

## Intel® Atom™ D2550 COM Express Compact Type 6 CPU Module



### Features

- **Fanless Design**
- Soldered Onboard Intel® Atom™ D2550 Processor
- Integrated Gigabit Ethernet
- Single Channel 24-bit LVDS, Analog RGB, and 2 x DDI Ports
- **Extended Operating Temp.: -20 ~ 70°C**

### System

<b>CPU</b>	Intel® Atom™ D2550 1.86GHz processor
<b>Memory</b>	1 x DDR3 SO-DIMM socket, supporting SDRAM up to 4GB
<b>Chipset</b>	Intel® PCH NM10
<b>BIOS</b>	AMI UEFI BIOS
<b>Watchdog Timer</b>	1~255 levels reset

### I/O

<b>USB Port</b>	8 x USB 2.0 ports
<b>Digital I/O</b>	8-bit programmable Digital Input/Output
<b>Expansion Bus</b>	6 x PCIe x1 lanes SPI and LPC (Low Pin Count) interfaces
<b>Storage</b>	2 x Serial ATA ports with 300MB/s HDD transfer rate
<b>Ethernet Chipset</b>	1 x Intel® 82583V PCIe GbE controller
<b>Audio</b>	HD Audio Link

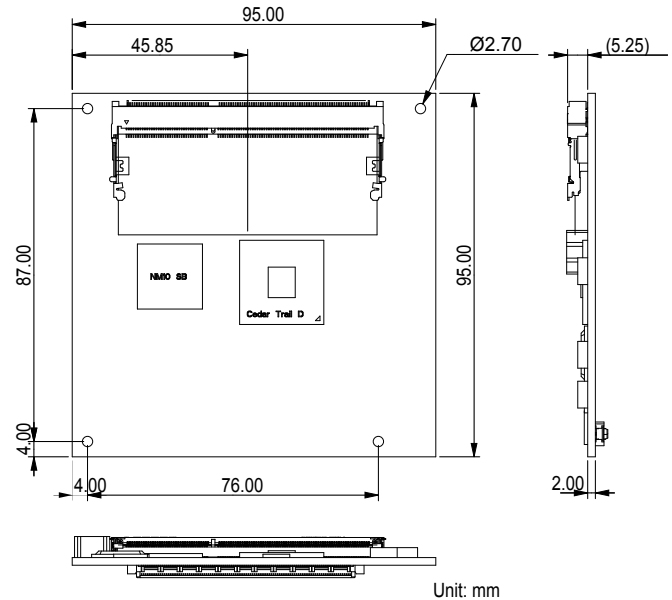
### Display

<b>Graphics Chipset</b>	Integrated Intel® Graphics Media Accelerator 3650 LCD: Single Channel 24-bit LVDS
<b>Graphics Interface</b>	2 x DDI ports Support Analog RGB

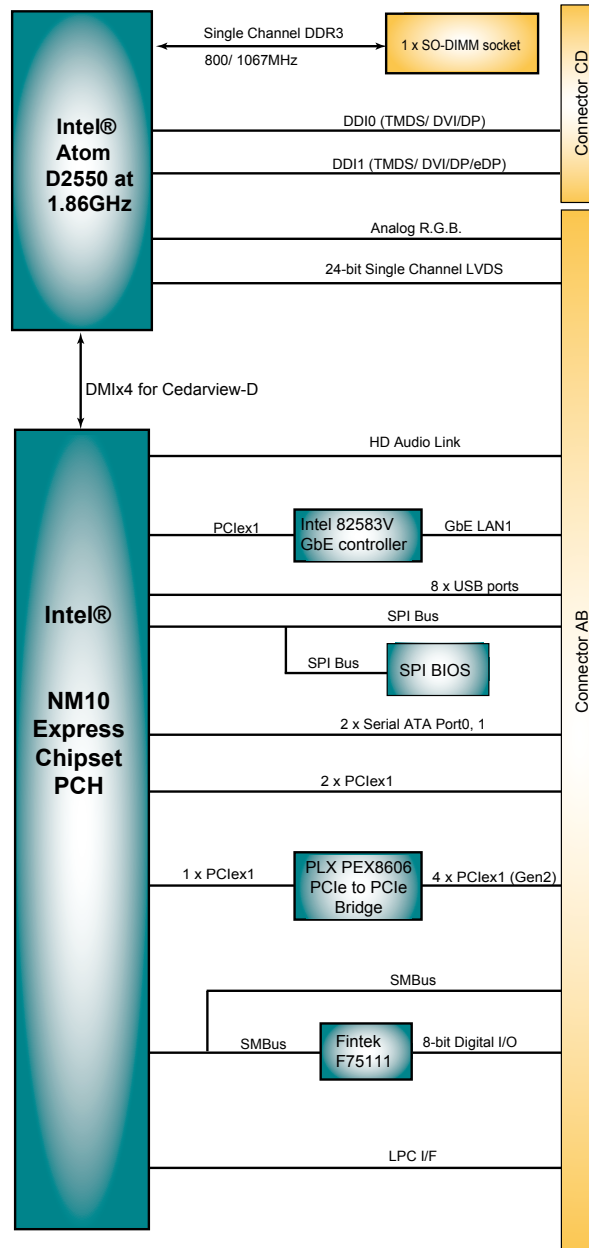
### Mechanical & Environmental

<b>Power Requirement</b>	+12V, 5VSB
<b>Power Consumption</b>	1.37A@+12V (Typical)
<b>Operating Temp.</b>	-20 ~ 70°C (-4 ~ 158°F)
<b>Operating Humidity</b>	10 ~ 95% @ 70°C (non-condensing)
<b>Dimension (L x W)</b>	95 x 95 mm (3.7" x 3.7")

### Dimensions



## Block Diagram



## Ordering Information

**EmETXe-i250C-D25** Intel® Atom™ D2550 1.86GHz COM Express Compact CPU module

## Optional Accessories

**HS-250C-F2** Heat spreader (95x95x11mm)

**HS-0000-W4** Universal evaluation heatsink kit w/ thermal pad (dimension: 125x95x22mm, only used on a flat type heatspreader)

**PBE-1702** COM Express Type 6 evaluation carrier board in ATX form factor

Page 62

**CBK-04-1702-00** Cable kit

- 1 x USB cable
- 2 x COM port cables
- 1 x SATA cable

**CPF-0000-C1** FAN, 4500RPM, 60x60x20mm