


# EmETXe-i89M3



6<sup>th</sup> Generation Intel® Core™ i7-6822EQ/i5-6442EQ/Xeon E3-1505L v5/  
E3-1505M v5 Processor COM Express® Basic Type 6 CPU Module



## Features

- Soldered onboard 6<sup>th</sup> Generation Intel® Core™ i7-6822EQ/i5-6442EQ/  
Xeon E3-1505L v5/ E3-1505M v5
- Intel® I219LM PCIe GbE PHY w/ iAMT
- Dual Channels 24-bit LVDS and 2 x DDI ports
- Support 2 independent displays
- 5V~20V wide range voltage input
- **Wide Range Operating Temp.: -40 ~ 85°C**

## System

CPU	Soldered onboard 6 <sup>th</sup> Generation. Intel® Core™ i7-6822EQ 2.8GHz / i5-6442EQ 2.7GHz / Xeon E3-1505L v5 / E3-1505M v5 2.8GHz
Memory	2 x DDR4 SO-DIMM sockets
Chipset	Intel® PCH QM170 for i7-6822EQ 2.8GHz / i5-6442EQ / CM236 for Xeon E3-1505L v5 / 1505M v5
BIOS	AMI UEFI BIOS
Watchdog Timer	1~255 levels reset

## I/O

USB Port	12 x USB ports: - 8 x USB 2.0 ports - 4 x USB 3.0 ports
Serial Port	2 x UART ports (RX/TX only)
Expansion Bus	8 x PCIe x1 lanes, 1 x PCIe x16 lane, I2C Interface, GPIO
Storage	4 x Serial ATA ports with 600MB/s HDD transfer rate
Ethernet Chipset	1 x Intel® i219LM PCIe GbE PHY w/ iAMT
Audio	HD audio link
TPM	Supports TPM (OEM Request)

## Display

Graphic Chipset	Integrated Intel® HD Graphics 530
	LCD: Dual Channels 24-bit LVDS
Graphic Interface	Analog RGB 2 x DDI ports

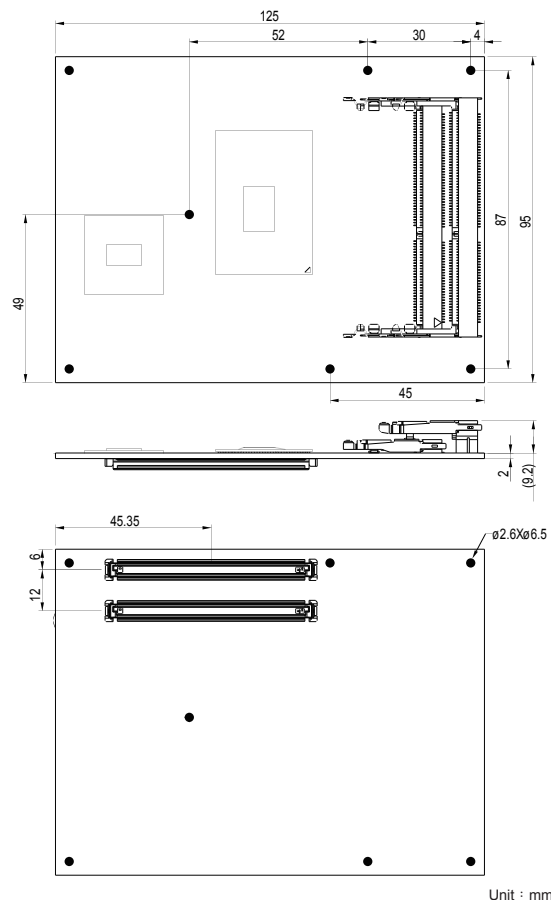
## OS support


Windows 8.1 64-bit  
Windows 10 64-bit  
Linux: Ubuntu

## Mechanical & Environmental

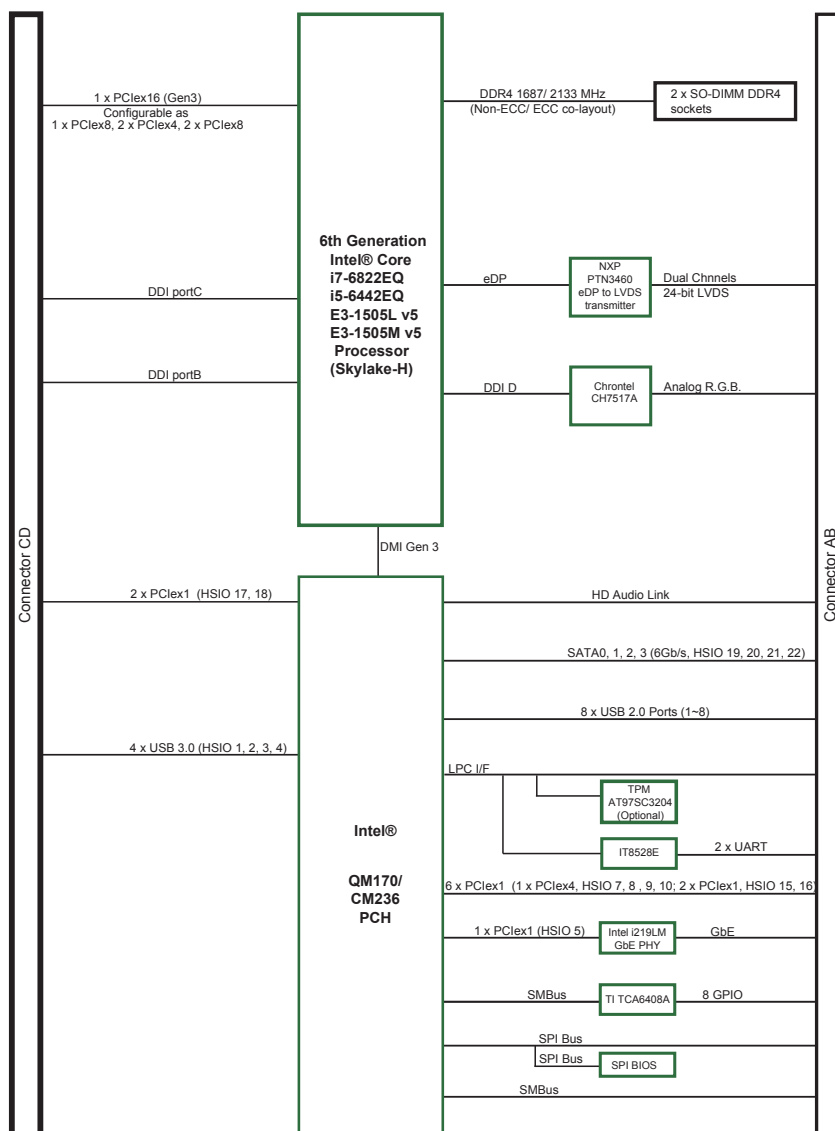
Power Requirement	5V~20V +/- 5% wide range voltage input, +5VSB
Power Consumption	2.07A@12V (i7-6822EQ typical)
Operating Temp.	-40 ~ 85°C (-40 ~ 185°F)
Operating Humidity	10 ~ 95% @ 85°C (non-condensing)
Dimensions (L x W)	125 x 95 mm (4.9" x 3.7")

## Dimensions





## Block Diagram



## Ordering Information

EmETXe-i89M3-WT-6822EQ	WT COMe Type 6 Basic CPU Module, i7-6822EQ, w/ VGA, -40 ~ 85°C
EmETXe-i89M3-WT-6442EQ	WT COMe Type 6 Basic CPU Module, i5-6442EQ, w/ VGA, -40 ~ 85°C
EmETXe-i89M3-WT-1505L	WT COMe Type 6 Basic CPU Module, E3-1505L v5, w/ VGA, -40 ~ 85°C
EmETXe-i89M3-WT-1505M	WT COMe Type 6 Basic CPU module, E3-1505M v5, w/ VGA, -40 ~ 85°C

## Optional Accessories

HS-89M0-C1	Heat sink with Fan (125x95x35mm)
HS-89M0-F1	Heat spreader with PAD (125x95x18mm)
PBE-1705-F1	COM Express® Type 6 evaluation carrier board with SIO F71869ED module in ATX form factor

CBK-03-1705-00	Cable kit 1 x SATA cable 2 x COM Flat cables
----------------	--