




Flyback Transformers

For Texas Instruments
LM5072 High Power PD



- Designed for 25 Watt PoE application
- Input range from 18 to 57 V
- Primary to secondary isolation: 1500 Vrms
- Auxiliary winding output: 11 V, 20 mA

Core material Ferrite

Terminations RoHS compliant tin-silver over tin over nickel over phos bronze. Other terminations available at additional cost.

Weight 13.6 – 13.9 g

Ambient temperature -40°C to +125°C

Storage temperature Component: -40°C to +125°C
Tape and reel packaging: -40°C to +80°C

Resistance to soldering heat Max three 40 second reflows at +260°C, parts cooled to room temperature between cycles

Moisture Sensitivity Level (MSL) 1 (unlimited floor life at <30°C / 85% relative humidity)

Packaging 175 per 13" reel; Plastic tape: 44 mm wide, 0.4 mm thick, 32 mm pocket spacing, 11.9 mm pocket depth

PCB washing Tested to MIL-STD-202 Method 215 plus an additional aqueous wash. See [Doc787_PCB_Washing.pdf](#).

Part number ¹	L at 0 A ² ±10% (µH)	L at Ipk ³ min (µH)	DCR max (mOhms) ⁴			Leakage L (µH) ⁵	Turns ratio ⁶		Ipk ³ (A)	Output ⁷
			pri	sec	aux		pri : sec	pri : aux		
FA2677-AL_	50	40.8	26	2.6	328	2.20	1 : 0.12	1 : 0.41	2.9	3.3 V, 7.5 A
FA2898-AL_	50	40.8	26	4.0	315	1.05	1 : 0.18	1 : 0.41	2.9	5 V, 5 A
FA2899-AL_	50	40.8	26	13	315	0.473	1 : 0.35	1 : 0.41	2.9	9 V, 2.8 A
FA2900-AL_	50	40.8	26	20	315	0.409	1 : 0.47	1 : 0.41	2.9	12 V, 2.1 A
FA2901-AL_	50	40.8	26	37	305	0.381	1 : 0.59	1 : 0.41	2.9	15 V, 1.7 A

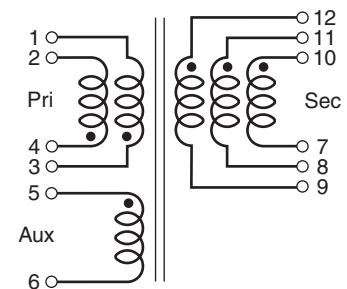
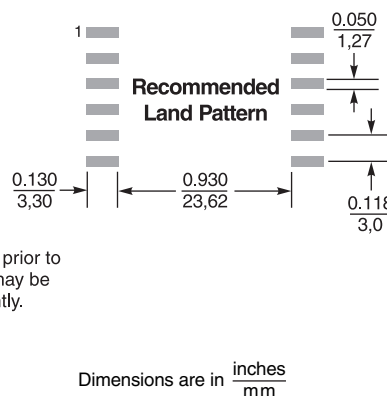
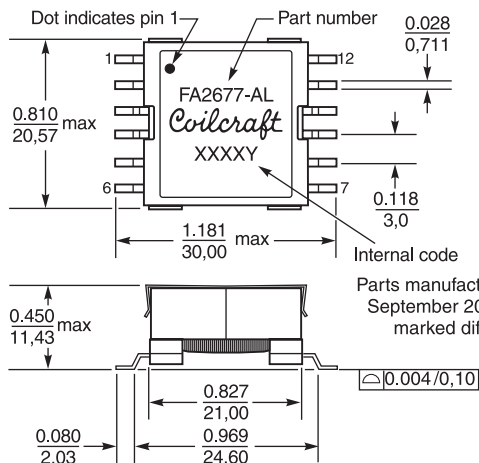
1. When ordering, please specify a **packaging** code:

FA2898-ALD

Packaging: D = 13" machine ready reel. EIA-481 embossed plastic tape (175 per full reel). Quantities less than full reel available: in tape (not machine ready) or with leader and trailer (\$25 charge).

B = Less than full reel. In an effort to simplify our part numbering system, Coilcraft is eliminating the need for multiple packaging codes. When ordering, simply change the last letter of your part number from B to D.

- Inductance is for the primary, measured at 250 kHz, 0.7 Vrms, 0 Acd.
 - Ipk is the peak current drawn at minimum input voltage.
 - DCR for the primary and the secondary is with windings connected in parallel.
 - Leakage inductance measured on the primary windings with all secondary pins shorted.
 - Turns ratios are with the primary windings and the secondary windings connected in parallel.
 - Output is with the secondary windings connected in parallel.
 - Electrical specifications at 25°C.
- Refer to Doc 362 "Soldering Surface Mount Components" before soldering.



The primary windings and the secondary windings are to be connected in parallel on the PC board.



US +1-847-639-6400 sales@coilcraft.com
UK +44-1236-730595 sales@coilcraft-europe.com
Taiwan +886-2-2264 3646 sales@coilcraft.com.tw
China +86-21-6218 8074 sales@coilcraft.com.cn
Singapore + 65-6484 8412 sales@coilcraft.com.sg

Document 592 Revised 09/16/11

© Coilcraft Inc. 2021
 This product may not be used in medical or high risk applications without prior Coilcraft approval. Specification subject to change without notice. Please check web site for latest information.