



# HMI Solution & Graphic Products



Specifications

Intelligent Display 9"

Capacitive Touch pan-

## Contents

<b>CHAPTER 1: VERSIONS HISTORY</b>	<b>2</b>
<b>CHAPTER 2: GENERAL DESCRIPTION</b>	<b>3</b>
<b>CHAPTER 3: SPECIFICATION OF THE INTELLIGENT DISPLAY</b>	<b>3</b>
<b>MECHANICAL AND ENVIRONMENTAL CHARACTERISTICS</b>	<b>3</b>
<b>FUNCTIONAL CHARACTERISTICS</b>	<b>3</b>
<b>CHAPTER 4: DESCRIPTION OF CONNECTIONS</b>	<b>4</b>
<b>CONNECTOR N°1: USB HOST</b>	<b>4</b>
<b>CONNECTOR N°2: RS232 TTL OR CAN</b>	<b>5</b>
<b>CONNECTOR N°3: RS232 PC</b>	<b>5</b>
<b>CHAPTER 5: MECHANICAL DESCRIPTION</b>	<b>6</b>
<b>CHAPTER 6: CLAIRITEC'S CONTACT</b>	<b>7</b>

## Chapter 1: Versions history

Reference	Modifications	Date
<a href="#">DOC-20150131-1A-UK</a>	Creation	31/01/2015
<a href="#">DOC-20150131-1B-UK</a>	Add inrush current and update power supply	25/08/2017
<a href="#">DOC-20150131-1C-UK</a>	Company and contact information	27/08/2017

## Chapter 2: General description

The Intelligent Display is a "Plug & Play" graphic module display developed & produced in France.

It consists of a TFT-LCD 9 "WVGA (800 x 480 pixels) touchscreen display with integrated HMI board from CLAIRITEC® and a metal protective cover.

The Intelligent Display is EMC compliant and withstands a temperature range from -20°C to +70°C.

It can fit easily into electronic equipment thanks to its 4 fixing points.

## Chapter 3: Specification of the intelligent display

### MECHANICAL AND ENVIRONMENTAL CHARACTERISTICS


Item	Specifications
Size	9" Diagonal
Resolution	800 x RGB x 480 dots (WVGA)
Viewing direction	6 o'clock
Viewing area	198.0 (W) x 111.7 (H) mm
Horizontal / Vertical flip	Available
Backlight	White LED
Brightness	425 cd/m <sup>2</sup>
Viewing angle (typ.)	120° Vertical / 140° Horizontal
Touch screen	Capacitive
Operating temperature	-20°C ~ +80°C
Storage temperature	-30°C ~ +80°C
EMC compliant	NF-EN55022 class B (Frequency range 150 kHz to 2 GHz) NF-EN61000-4-2 (8 kV contact discharge / 15 kV air discharge) NF-EN61000-4-3 (Frequency range : 30 Mhz to 1 Ghz – 10 V/m)
Outline dimension	233.1 (W) x 126.5 (H) x 20 (D) mm
Weight	657 g. for stainless steel protective cover

### FUNCTIONAL CHARACTERISTICS

Item	Specifications
Color LCD Management	65535K color / TFT transmissive active matrix
Touchscreen Management	Advanced clicking area processing
Graphic Engine	Advanced display algorithms
Graphic pages Management	Two pages dynamically managed
Storage Memory	32 Mb
Graphical Layout Management	GraphConverter®3 software tool enables you to build your HMI's graphic library and upload it in the board flash memory
Communication Bus	RS232 serial (9600bds to 355Kbds) CAN 2.0B (100Kbds to 500Kbds) USB
Power Supply	5V (+/-2%) or 6-36V +/- 5%
Inrush current (5V version only)	1.5A / 500us
Maximum Consumption	7W

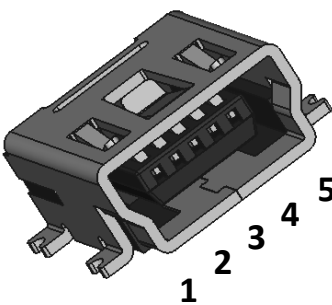
## Chapter 4: Description of connections

The Clairitec Intelligent Display has three communication connectors as shown in the photo below:



### CONNECTOR N°1: USB

This connector allows you to update firmware, and the graphics chart via a computer or a USB key. Thanks to its transfer via USB, the loading time is decreased. Requires a standard adapter USB -> mini USB, available in the starter kit.



Pin number	I/O	Description
1	Power	Power Supply +5V / 500mA max
2	I/O	USB -
3	I/O	USB +
4	-	Reserved
5	Power	GND

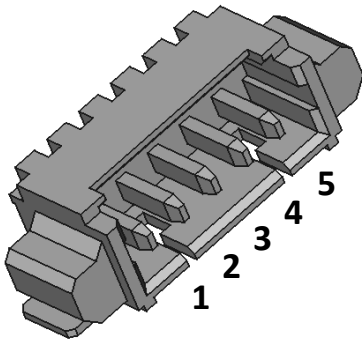
**CONNECTOR N°2: RS232 TTL OR CAN**

Connection Interface for serial communication EIA / RS232E or CAN2.0B between the Clairitec HMI board and your application board.

- Update the firmware with the RS232 SpiderGraph protocol,
- Update your graphic chart with the RS232 SpiderGraph protocol,
- Send and receive commands with the RS232 or Can2.0B SpiderGraph protocol.

PCB base reference: Wurth: 653105131822  
Molex: 53261-0571

Matting model: Wurth: 653005113322  
Molex: 51021-0500



Pin number	I/O	Description
1	Power	Power Supply +12V
2	Power	GND
3	I/O	RS232 TTL TX or CAN H
4	I/O	RS232 TTL RX or CAN L
5	Power	GND

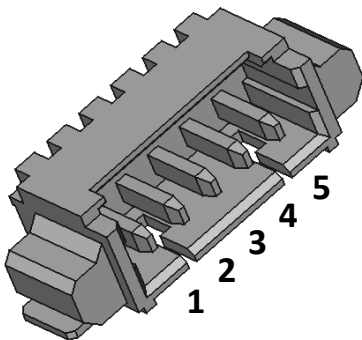
**CONNECTOR N°3: RS232 PC**

Connection Interface for serial communication EIA / RS232E between the Clairitec HMI board and your application board.

- Update the firmware with the RS232 SpiderGraph protocol,
- Update your graphic chart with the RS232 SpiderGraph protocol,
- Send and receive commands with the RS232 SpiderGraph protocol.

PCB base reference: Wurth: 653105131822  
Molex: 53261-0571

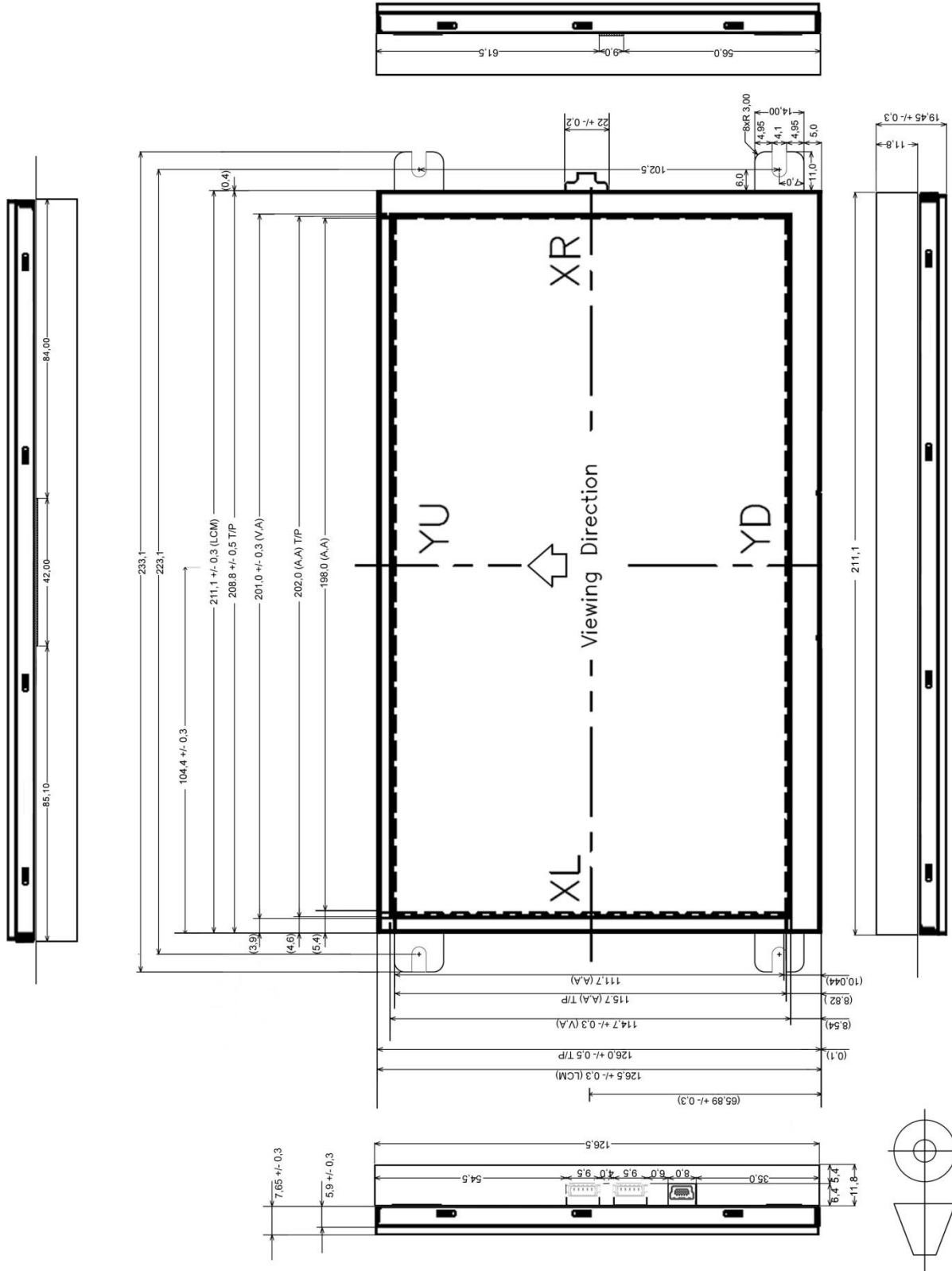
Matting model: Wurth: 653005113322  
Molex: 51021-0500



Pin number	I/O	Description
1	Power	Power Supply +12V
2	Power	GND
3	O	RS232 TX (EIA/232)
4	I	RS232 RX (EIA/232)
5	Power	GND

# Chapter 5: Mechanical description

Unit: mm



## Chapter 6: Clairitec's contact

### Clairitec

CLAIRITEC  
11 avenue Henri Becquerel  
33700 Mérignac  
FRANCE

Web site: [www.clairitec.com](http://www.clairitec.com)

### Clairitec's services

Customer relation service: [contact@clairitec.com](mailto:contact@clairitec.com)

Technical support service: [support@clairitec.com](mailto:support@clairitec.com)

Non-contractual pictures