

STELLA

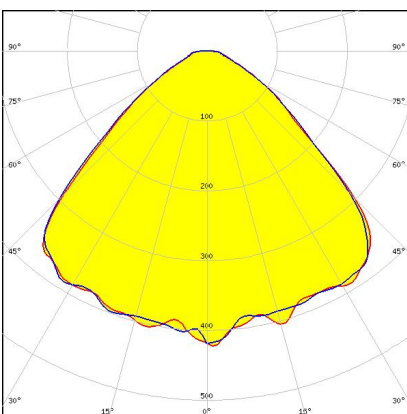
Ø90 mm ingress protected silicone lenses for street, wide area and high bay lighting and up to 30 mm LES size COBs

STELLA is a large family of self-sealing silicone lenses allowing ingress protection from dirt, dust and water. STELLA lenses are compatible with the latest COBs guaranteeing enough power to back up your applications. The family consists of various street, wide area and high bay beams. Lens height varies from 11.3 to 40.2 mm and can fit a maximum Ø52 x 6 mm connector. Asymmetric beams compatible with up to 23 mm LES sizes and symmetric with up to 30 mm LES sizes.



PRODUCTS:

F15263_STELLA-HB-WWW

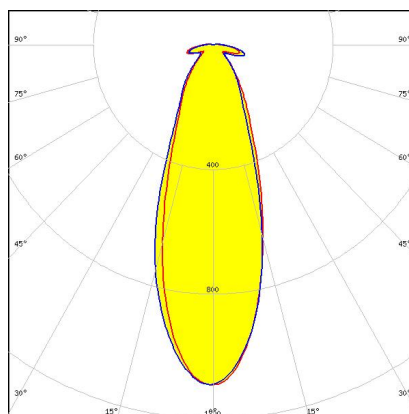


Dimensions: 85.0 mm x 85.0 mm

Height: 11.30 mm

~100° very wide beam for UV-C, warehouse and outdoor lighting. Compatible with up to 30 mm LES size COBs.

F14627_STELLA-FRESNEL

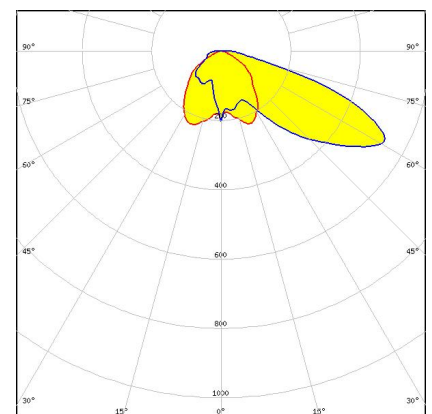


Dimensions: 85.0 mm x 85.0 mm

Height: 23.00 mm

~25° beam for UV-C, warehouse and outdoor lighting. Compatible with up to 30 mm LES size COBs.

FN16480_STELLA-G2-T4



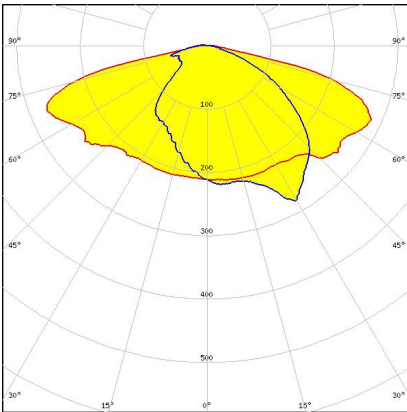
Dimensions: 90.0 mm x 90.0 mm

Height: 45.15 mm

IESNA Type IV for wider roads and area lighting like car parks and yards. Compatible with up to 30 mm LES size COBs. Variant with white frame.

PRODUCTS:

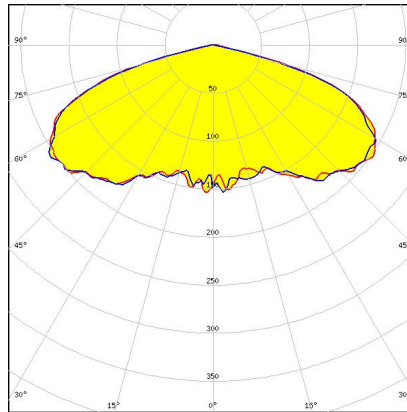
FN14976_STELLA-DWC2



Dimensions: 90.0 mm x 90.0 mm
Height: 19.25 mm

Universal road lighting (IESNA Type II Medium) beam with excellent mixed illuminance and luminance uniformity. Compatible with up to 23 mm LES size COBs. Variant with black frame..

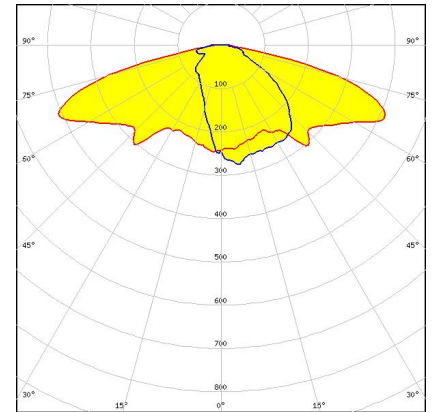
FN15379_STELLA-VSM



Dimensions: 90.0 mm x 90.0 mm
Height: 20.70 mm

IESNA Type V (square) for wide areas lighting such as car parks. Compatible with up to 30 mm LES size COBs. Variant with black frame.

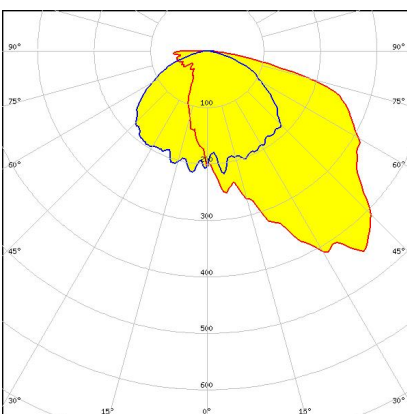
FN16478_STELLA-G2-T2



Dimensions: 90.0 mm x 90.0 mm
Height: 27.00 mm

IESNA Type II (medium) beam, applicable for European P-class standard pedestrian lighting and M-class roads. Compatible with up to 30 mm LES size COBs. Variant with white frame.

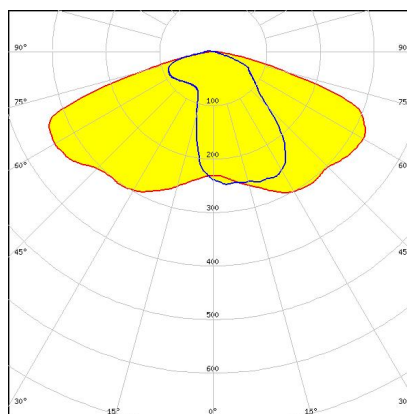
FN14645_STELLA-T4



Dimensions: 90.0 mm x 90.0 mm
Height: 26.90 mm

IESNA Type IV for wider roads and area lighting like car parks and gardens. Compatible with up to 23 mm LES size COBs. Variant with black frame.

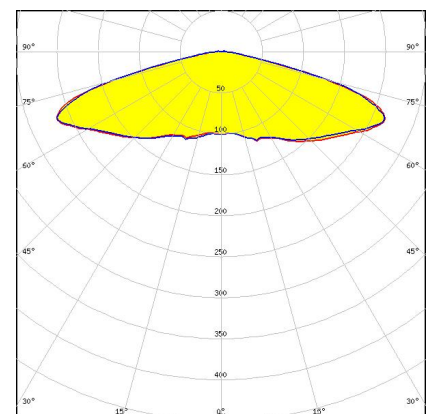
FN14253_STELLA-A



Dimensions: 90.0 mm x 90.0 mm
Height: 22.00 mm

Type II and III beam for street lighting. Compatible with up to 23 mm LES size COBs. Variant with white frame.

FN16443_STELLA-G2-VSM

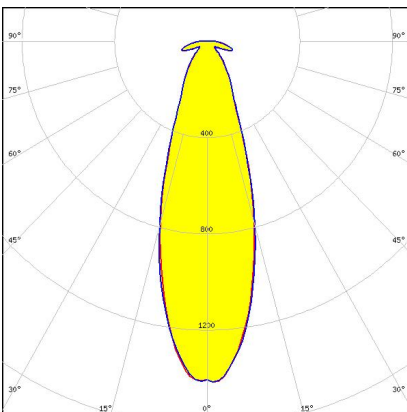


Dimensions: 90.0 mm x 90.0 mm
Height: 25.60 mm

IESNA Type V (square) beam for wide areas such as car parks. Compatible with up to 30 mm LES size COBs. Variant with black frame.

PRODUCTS:

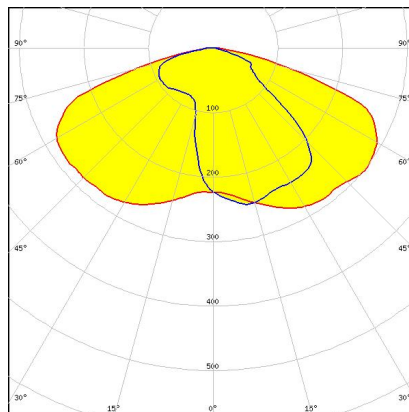
FN15188_STELLA-FRESNEL



Dimensions: 90.0 mm x 90.0 mm
Height: 23.00 mm

~25° street beam for warehouse and outdoor lighting. Compatible with up to 30 mm LES size COBs. Variant with white frame.

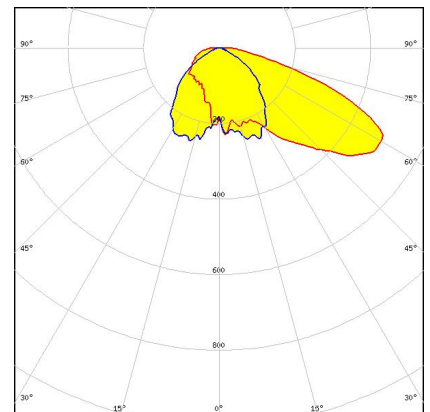
FN13323_STELLA-A



Dimensions: 90.0 mm x 90.0 mm
Height: 22.00 mm

Type II and III beam for street lighting. Compatible with up to 23 mm LES size COBs. Variant with black frame.

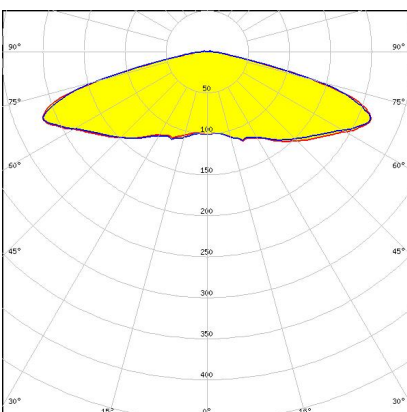
FN16358_STELLA-G2-T4



Dimensions: 90.0 mm x 90.0 mm
Height: 45.15 mm

IESNA Type IV light distribution for wider roads and large outdoor areas. Compatible with up to 30 mm LES size COBs. Variant with black frame.

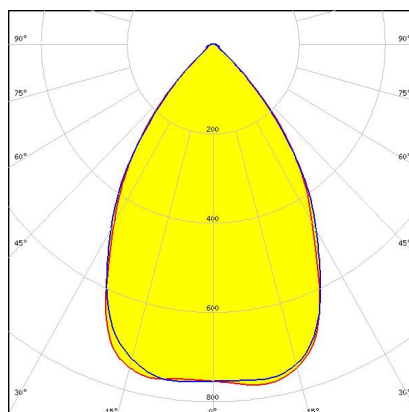
FN16481_STELLA-G2-VSM



Dimensions: 90.0 mm x 90.0 mm
Height: 25.60 mm

IESNA Type V (square) beam for wide areas such as car parks. Compatible with up to 30 mm LES size COBs. Variant with white frame.

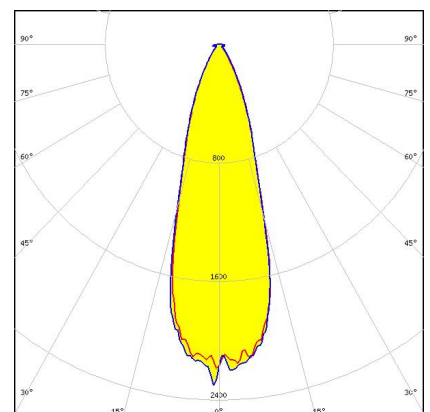
FN15186_STELLA-HB



Dimensions: 90.0 mm x 90.0 mm
Height: 19.50 mm

~75° high bay beam for warehouse and outdoor lighting. Compatible with up to 30 mm LES size COBs. Variant with white frame.

FN16258_STELLA-RS

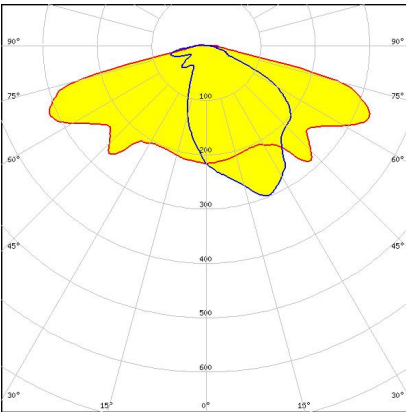


Dimensions: 90.0 mm x 90.0 mm
Height: 39.15 mm

~25° spot beam. Compatible with up to 30 mm LES size COBs. Variant with black frame.

PRODUCTS:

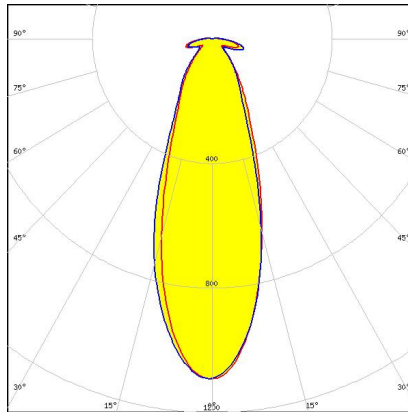
FN16479_STELLA-G2-T3



Dimensions: 90.0 mm x 90.0 mm
Height: 40.20 mm

IESNA Type III (medium) beam for roads that are equal to or wider than mounting height. Compatible with up to 30 mm LES size COBs. Variant with white frame.

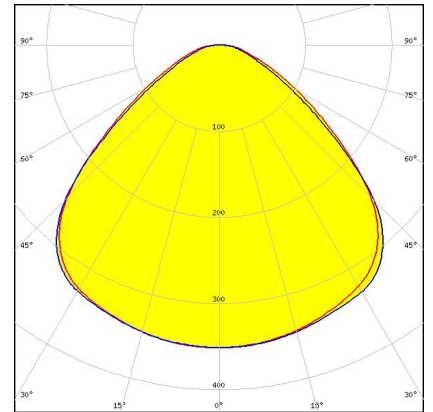
FN14720_STELLA-FRESNEL



Dimensions: 90.0 mm x 90.0 mm
Height: 23.00 mm

~25° beam for warehouse and outdoor lighting. Compatible with up to 30 mm LES size COBs. Variant with black frame.

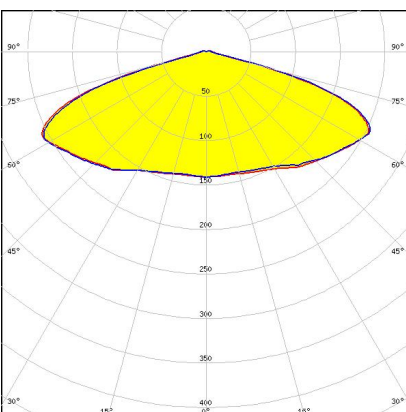
FN15264_STELLA-HB-WWW



Dimensions: 90.0 mm x 90.0 mm
Height: 11.30 mm

~100° very wide beam for warehouse and outdoor lighting. Compatible with up to 30 mm LES size COBs. Variant with black frame.

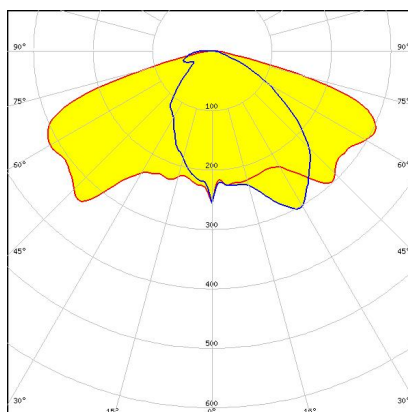
FN16477_STELLA-VSM



Dimensions: 90.0 mm x 90.0 mm
Height: 20.70 mm

IESNA Type V (square) beam for wide areas such as car parks. Compatible with up to 30 mm LES size COBs. Variant with white frame.

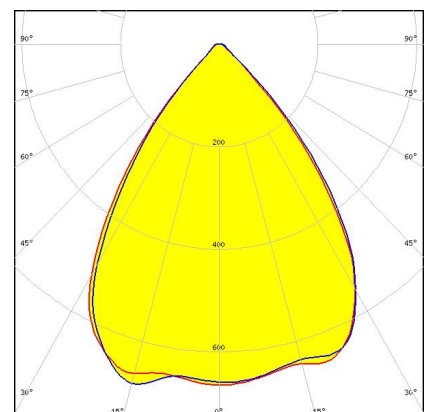
FN15189_STELLA-DWC2



Dimensions: 90.0 mm x 90.0 mm
Height: 19.25 mm

Universal road lighting (IESNA Type II Medium) beam with excellent mixed illuminance and luminance uniformity. Compatible with up to 23 mm LES size COBs. Variant with white frame.

FN14074_STELLA-HB

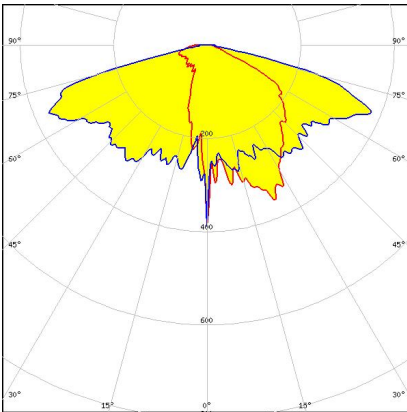


Dimensions: 90.0 mm x 90.0 mm
Height: 19.50 mm

~75° high bay beam for warehouse and outdoor lighting. Compatible with up to 30 mm LES size COBs. Variant with black frame.

PRODUCTS:

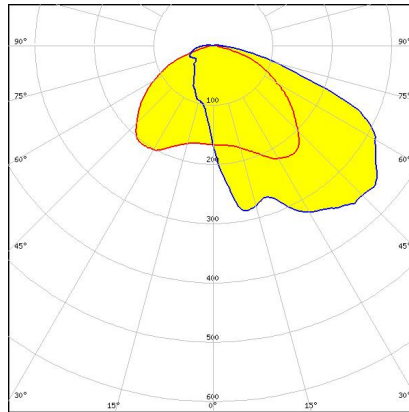
FN16441_STELLA-G2-T3



Dimensions: 90.0 mm x 90.0 mm
Height: 40.20 mm

IESNA Type III (medium) beam for roads that are equal to or wider than mounting height. Compatible with up to 30 mm LES size COBs. Variant with black frame.

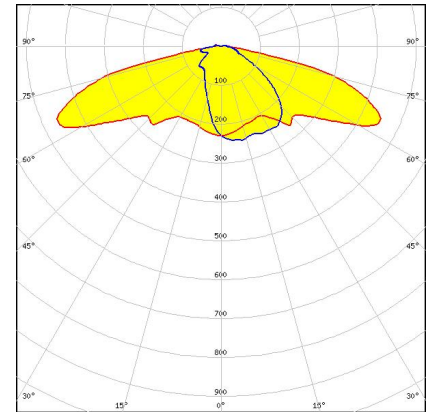
FN15187_STELLA-T4



Dimensions: 90.0 mm x 90.0 mm
Height: 26.90 mm

IESNA Type IV for wider roads and area lighting like car parks and gardens. Compatible with up to 23 mm LES size COBs. Variant with white frame.

FN16356_STELLA-G2-T2



Dimensions: 90.0 mm x 90.0 mm
Height: 27.00 mm

IESNA Type II (medium) beam, applicable for European P-class standard pedestrian lighting and M-class roads. Compatible with up to 30 mm LES size COBs. Variant with black frame.