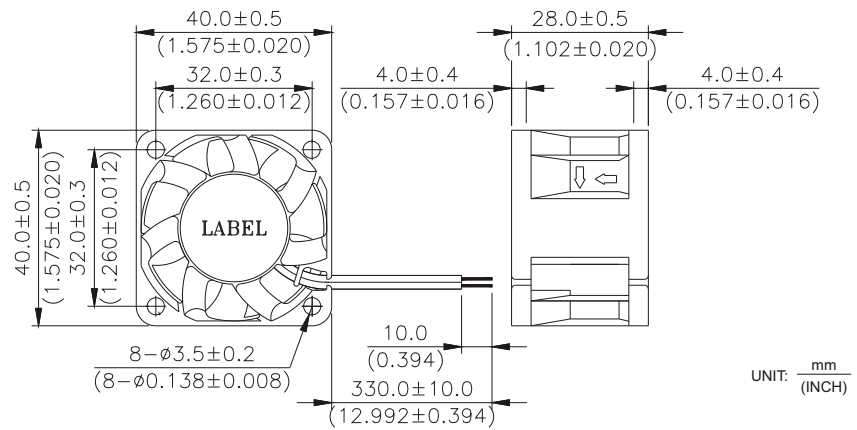


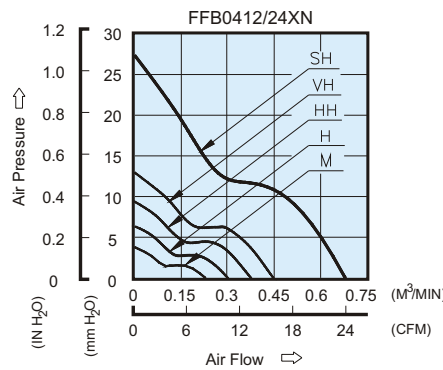
FFB 40 x 40 x 28 MM SERIES

DIMENSIONS DRAWING

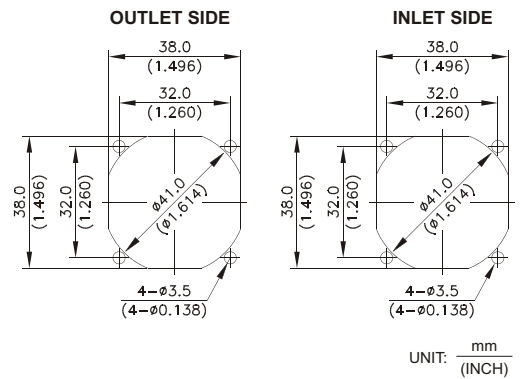


- * Bearing Type
Ball Bearings
- * Material
Impeller & Frame : Plastic (UL 94V-0)
- * Lead Wires :
UL 1007 AWG #24 OR Equivalent
Red Wire Positive (+)
Black Wire Negative (-)
- * Weight : 32g (1.13 oz)

P & Q CURVE (AT RATED VOLTAGE)



MOUNTING PANEL CUTOUT



MODEL		Rated Voltage	Operating Voltage Range	Rated Current	Rated Input Power	Speed	Maximum Air Flow		Maximum Air Pressure		Noise
PART NO.	FUNCTION	VDC	VDC	Amp	Watt	R.P.M.	m ³ /min	CFM	mmH ₂ O	IN H ₂ O	dB-A
FFB0412MN	-R00 / -F00	12	4.5 to 13.8	0.05	0.60	5000	0.228	8.05	3.77	0.148	23.9
FFB0424MN	-R00 / -F00	24	14.0 to 27.6	0.04	0.96						
FFB0412HN	-R00 / -F00	12	4.5 to 13.8	0.07	0.84	6500	0.300	10.59	6.30	0.248	32.1
FFB0424HN	-R00 / -F00	24	14.0 to 27.6	0.06	1.44						
FFB0412HHN	-R00 / -F00	12	4.5 to 13.8	0.11	1.32	8000	0.375	13.24	9.39	0.370	36.9
FFB0424HHN	-R00 / -F00	24	14.0 to 27.6	0.08	1.92						
FFB0412VHN	-R00 / -F00	12	4.5 to 13.2	0.16	1.92	9500	0.447	15.79	12.94	0.509	41.9
FFB0424VHN	-R00 / -F00	24	14.0 to 26.4	0.10	2.40						
FFB0412SHN	-R00 / -F00	12	4.0 to 13.8	0.50	6.00	13000	0.680	24.00	27.30	1.075	51.5

* Function type is optional.
 * The max. air flow and the speed are measured in free air ; max. air pressure is measured at zero air flow.
 * Noise is measured in anechoic chamber in free air, one meter from intake side.
 * All readings are typical values at rated voltage.
 * Specifications are subject to change without notice.