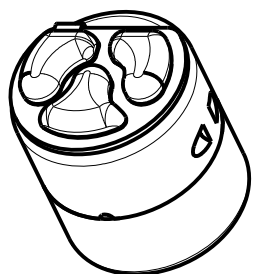
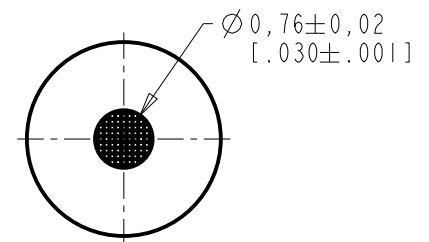
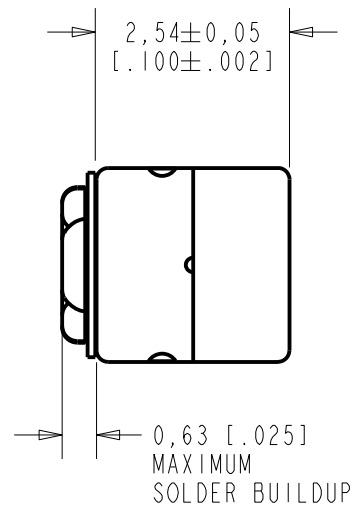
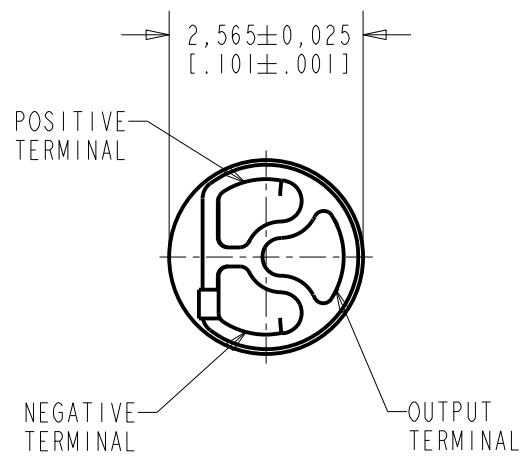


FC-26163-000

SHT 1.1

NOTES:

- INCREASED PRESSURE AT THE SOUND INLET CAUSES A POSITIVE GOING VOLTAGE TO APPEAR AT THE OUTPUT TERMINAL, RELATIVE TO THE NEGATIVE TERMINAL.

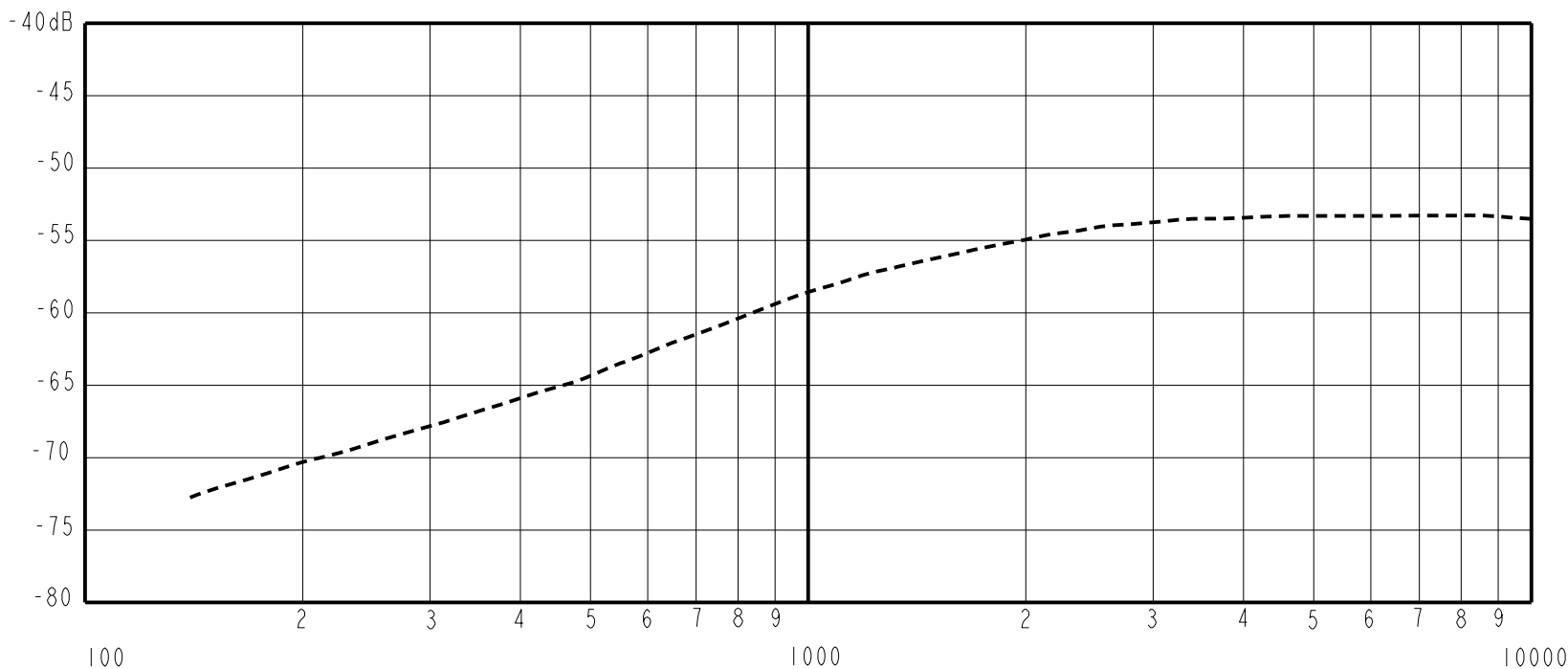


DIMENSIONS IN MILLIMETERS [INCHES]

KNOWLES ELECTRONICS
ITASCA, ILLINOIS U.S.A.

Revision	C.O. #	Implementation Date	RELEASE LEVEL	REVISION
			Active	G
G	MI0105709	10-11-14		
SCALE: 10:1				
DO NOT SCALE DRAWING			DR. BY	DATE
TITLE: MICROPHONE			MMM	3-6-06
OUTLINE DRAWING			CK. BY	DATE
FC-26163-000			GJP	3-8-06
SHT 1.1			APP. BY	DATE
			GJP	3-8-06

SENSITIVITY IN dB RELATIVE TO 1.0 VOLT/0.1 Pa (N/M²)
FOR CONDITIONS SHOWN BELOW



FREQUENCY	SENSITIVITY			DEVICE CONFORMITY	
	MIN.	NOM.	MAX.	RANGE OF DEVIATION FROM 3.5 kHz	
500	---	-64.5	---	-14.0	-8.0
1000	---	-58.5	---	-9.0	-1.0
3500	-56.5	-53.5	-50.5	0.0	0.0
10000	---	-53.5	---	-3.0	+3.0

- NOTES:
1. CASE CONNECTED TO NEGATIVE TERMINAL.
 2. MICROPHONE TO BE FUNCTIONAL WITH 1.6 VDC SUPPLY.
 3. TYPICAL SENSITIVITY TO HUMIDITY AT 3500Hz IS 0.06 dB/%RH
 4. SENSITIVITY AND NOISE VALUES INDICATED ON THIS SPECIFICATION ARE VALID AT 50% HUMIDITY.

PORT LOCATION	DC SUPPLY	AMPLIFIER CURRENT DRAIN	SENSITIVITY CHANGE ON REDUCING SUPPLY TO 0.9VDC	"A" WEIGHTED NOISE (RE 1.0 VOLT)	OUTPUT IMPEDANCE OHMS		
					MIN.	NOM.	MAX.
I2S	1.3V	50 µA MAX.	3 dB MAX.	-93.0 dB MAX.	2800	4400	6800

Revision	C.O. #	Implementation Date	RELEASE LEVEL	REVISION
G	MI0105709	10-11-14	Active	G

WHEN TEST LIMITS ARE USED TO ESTABLISH INCOMING INSPECTION ACCEPTANCE/REJECTION CRITERIA, CORRELATION OF TEST EQUIPMENT WITH KNOWLES IS ALSO REQUIRED FOR ELIMINATION OF EQUIPMENT AND TEST METHOD VARIATION		DR. BY	DATE
TITLE: MICROPHONE PERFORMANCE SPECIFICATION		MMM	3-6-06
		GJP	3-8-06
FC-26163-000 SHT 2.1		APP. BY	DATE
		GJP	3-8-06

KNOWLES ELECTRONICS
ITASCA, ILLINOIS U.S.A.