


FLPV SERIES

FLAMEPROOF DUAL LEVEL VERTICAL STAINLESS FLOAT SWITCH



The FLPV is a flameproof vertical float switch range which has been designed to give the user a long reach float switch with a number of switching options, to cater for a wide variety of system requirements. Manufactured in Stainless Steel 316L material, these switches are suitable for use in many aggressive liquids or hygienic applications.


The single float version gives high (make on rise) and low (make on fall) level indications for alarms and controls systems.

The dual float versions give either make on rise for both high and low levels (used for tank emptying control) or make on fall for both high and low levels (used for tank filling control).

The switches are screw mounted vertically via a 1 ¼" BSP thread, and does not require access to the inside of the tank.

Also available with FLA15 flange mount option, contact Sensata for details.

Features

- Dual switch point for high/low indication
- Stainless Steel 316L material
- PED Approved (10 Bar)
- G1 ¼" mounting thread (optional flange mount)
-  II 1/2 GD
Ex db IIB T6 Ga/Gb
Ex tb IIIB T85°C Db
Tamb = -20°C to +79°C
IP66
For use in Zones 1 and 2

SPECIFICATIONS

Technical

| | |
|----------------------------------|--------------------|
| Mounting style | External |
| Mounting thread | 1-1/4" BSP |
| Float & Stem material | 316 grade SS |
| Temperature rating | -20°C / +79°C |
| Maximum pressure | 10 bar |
| Float SG | 0.7 |
| Minimum fluid SG | 0.8 |
| Cable length - standard | 300cm |
| Cable typeconductor size | 0.5MM ² |
| Cable conductor material | Tinned copper |
| Cable sheath material | PUR |
| Sealing gasket | Nitrile |
| Optional Flange FLA15 | 1 ½"150lb ASA |

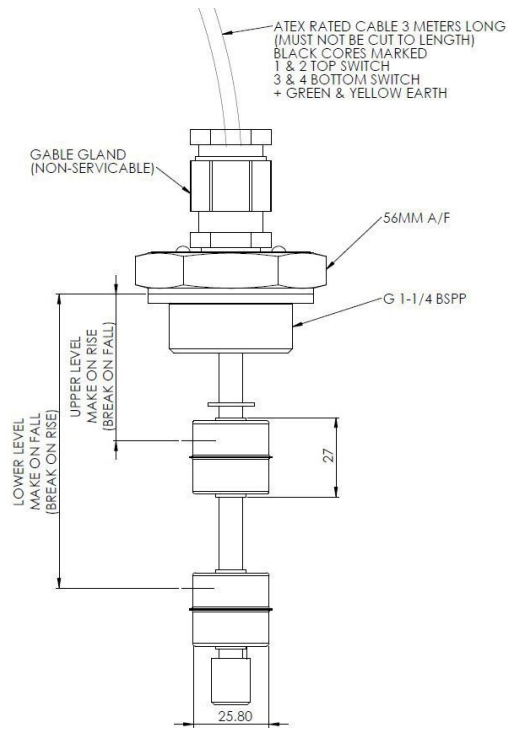
Electrical

| | | |
|---------------------------------|--------------------------------|-----|
| Contact Form | See part number (A=N/O, B=N/C) | |
| Switching Power Max | VA | 10 |
| Switching Voltage AC Max | V | 200 |
| Switching Voltage DC Max | V | 120 |
| Switching Current Max | A | 0.4 |

All ratings are for resistive load only.



DIMENSIONS



Custom versions can be made for particular applications.
Please contact Sensata with your requirements.

| Standard Parts | Upper Level | Lower Level | Total Length | Application | No. of Floats |
|----------------|--------------------|-------------|--------------|---------------|---------------|
| FLPVA50B100 | 50mm | 100mm | 140mm | Max & Min | 1 |
| FLPVA50B125 | 50mm | 125mm | 164mm | Max & Min | 1 |
| FLPVA50B150 | 50mm | 150mm | 191mm | Max & Min | 1 |
| FLPVA50B175 | 50mm | 175mm | 214mm | Max & Min | 1 |
| FLPVA50B200 | 50mm | 200mm | 241mm | Max & Min | 1 |
| FLPVA50B225 | 50mm | 225mm | 266mm | Max & Min | 1 |
| FLPVA50B250 | 50mm | 250mm | 291mm | Max & Min | 1 |
| FLPVA50B300 | 50mm | 300mm | 341mm | Max & Min | 1 |
| FLPVA50A100 | 50mm | 100mm | 140mm | Empty control | 2 |
| FLPVA50A150 | 50mm | 150mm | 191mm | Empty control | 2 |
| FLPVA50A200 | 50mm | 200mm | 241mm | Empty control | 2 |
| FLPVA50A250 | 50mm | 250mm | 291mm | Empty control | 2 |
| FLPVA50A300 | 50mm | 300mm | 341mm | Empty control | 2 |
| FLPVB50B100 | 50mm | 100mm | 140mm | Fill control | 2 |
| FLPVB50B150 | 50mm | 150mm | 191mm | Fill control | 2 |
| FLPVB50B200 | 50mm | 200mm | 241mm | Fill control | 2 |
| FLPVB50B250 | 50mm | 250mm | 291mm | Fill control | 2 |
| FLPVB50B300 | 50mm | 300mm | 341mm | Fill control | 2 |
| FLA15 | 1.5" ASA150 flange | | | | |

Single float dual level type



Dual float dual level type



Flange mount option FLA15



Made in the UK

Page 2

Sensata Technologies, Inc. ("Sensata") data sheets are solely intended to assist designers ("Buyers") who are developing systems that incorporate Sensata products (also referred to herein as "components"). Buyer understands and agrees that Buyer remains responsible for using its independent analysis, evaluation and judgment in designing Buyer's systems and products. Sensata data sheets have been created using standard laboratory conditions and engineering practices. Sensata has not conducted any testing other than that specifically described in the published documentation for a particular data sheet. Sensata may make corrections, enhancements, improvements and other changes to its data sheets or components without notice.

Buyers are authorized to use Sensata data sheets with the Sensata component(s) identified in each particular data sheet. HOWEVER, NO OTHER LICENSE, EXPRESS OR IMPLIED, BY ESTOPPEL OR OTHERWISE TO ANY OTHER SENSATA INTELLECTUAL PROPERTY RIGHT, AND NO LICENSE TO ANY THIRD PARTY TECHNOLOGY OR INTELLECTUAL PROPERTY RIGHT, IS GRANTED HEREIN. SENSATA DATA SHEETS ARE PROVIDED "AS IS". SENSATA MAKES NO WARRANTIES OR REPRESENTATIONS WITH REGARD TO THE DATA SHEETS OR USE OF THE DATA SHEETS, EXPRESS, IMPLIED OR STATUTORY, INCLUDING ACCURACY OR COMPLETENESS. SENSATA DISCLAIMS ANY WARRANTY OF TITLE AND ANY IMPLIED WARRANTIES OF MERCHANTABILITY, FITNESS FOR A PARTICULAR PURPOSE, QUIET ENJOYMENT, QUIET POSSESSION, AND NON-INFRINGEMENT OF ANY THIRD PARTY INTELLECTUAL PROPERTY RIGHTS WITH REGARD TO SENSATA DATA SHEETS OR USE THEREOF.

All products are sold subject to Sensata's terms and conditions of sale supplied at www.sensata.com SENSATA ASSUMES NO LIABILITY FOR APPLICATIONS ASSISTANCE OR THE DESIGN OF BUYERS' PRODUCTS. BUYER ACKNOWLEDGES AND AGREES THAT IT IS SOLELY RESPONSIBLE FOR COMPLIANCE WITH ALL LEGAL, REGULATORY AND SAFETY-RELATED REQUIREMENTS CONCERNING ITS PRODUCTS, AND ANY USE OF SENSATA COMPONENTS IN ITS APPLICATIONS, NOTWITHSTANDING ANY APPLICATIONS-RELATED INFORMATION OR SUPPORT THAT MAY BE PROVIDED BY SENSATA.

Mailing Address: Sensata Technologies, Inc., 529 Pleasant Street, Attleboro, MA 02703, USA.

CONTACT US

+44 (0)1202 897969
c3w_sales@sensata.com
Cynergy3 Components Ltd.
7 Cobham Road,
Ferndown Industrial Estate,
Wimborne, Dorset,
BH21 7PE, United Kingdom