


FLPV SERIES

FLAMEPROOF DUAL LEVEL VERTICAL STAINLESS FLOAT SWITCH



The FLPV is a flameproof vertical float switch range which has been designed to give the user a long reach float switch with a number of switching options, to cater for a wide variety of system requirements. Manufactured in Stainless Steel 316L material, these switches are suitable for use in many aggressive liquids or hygienic applications.


The single float version gives high (make on rise) and low (make on fall) level indications for alarms and controls systems.

The dual float versions give either make on rise for both high and low levels (used for tank emptying control) or make on fall for both high and low levels (used for tank filling control).

The switches are screw mounted vertically via a 1 ¼" BSP thread, and does not require access to the inside of the tank.

Also available with FLA15 flange mount option, contact Sensata for details.

Features

- Dual switch point for high/low indication
- Stainless Steel 316L material
- PED Approved (10 Bar)
- G1 ¼" mounting thread (optional flange mount)
-  II 1/2 GD
Ex db IIB T6 Ga/Gb
Ex tb IIIB T85°C Db
Tamb = -20°C to +79°C
IP66
For use in Zones 1 and 2

SPECIFICATIONS

Technical

Mounting style	External
Mounting thread	1-1/4" BSP
Float & Stem material	316 grade SS
Temperature rating	-20°C / +79°C
Maximum pressure	10 bar
Float SG	0.7
Minimum fluid SG	0.8
Cable length - standard	300cm
Cable typeconductor size	0.5MM ²
Cable conductor material	Tinned copper
Cable sheath material	PUR
Sealing gasket	Nitrile
Optional Flange FLA15	1 ½"150lb ASA

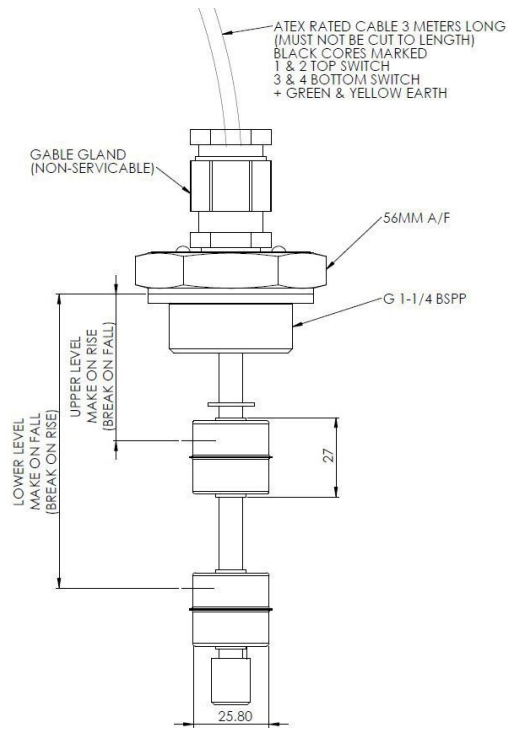
Electrical

Contact Form	See part number (A=N/O, B=N/C)	
Switching Power Max	VA	10
Switching Voltage AC Max	V	200
Switching Voltage DC Max	V	120
Switching Current Max	A	0.4

All ratings are for resistive load only.



DIMENSIONS



Custom versions can be made for particular applications. Please contact Sensata with your requirements.

Standard Parts	Upper Level	Lower Level	Total Length	Application	No. of Floats
FLPVA50B100	50mm	100mm	140mm	Max & Min	1
FLPVA50B125	50mm	125mm	164mm	Max & Min	1
FLPVA50B150	50mm	150mm	191mm	Max & Min	1
FLPVA50B175	50mm	175mm	214mm	Max & Min	1
FLPVA50B200	50mm	200mm	241mm	Max & Min	1
FLPVA50B225	50mm	225mm	266mm	Max & Min	1
FLPVA50B250	50mm	250mm	291mm	Max & Min	1
FLPVA50B300	50mm	300mm	341mm	Max & Min	1
FLPVA50A100	50mm	100mm	140mm	Empty control	2
FLPVA50A150	50mm	150mm	191mm	Empty control	2
FLPVA50A200	50mm	200mm	241mm	Empty control	2
FLPVA50A250	50mm	250mm	291mm	Empty control	2
FLPVA50A300	50mm	300mm	341mm	Empty control	2
FLPVB50B100	50mm	100mm	140mm	Fill control	2
FLPVB50B150	50mm	150mm	191mm	Fill control	2
FLPVB50B200	50mm	200mm	241mm	Fill control	2
FLPVB50B250	50mm	250mm	291mm	Fill control	2
FLPVB50B300	50mm	300mm	341mm	Fill control	2
FLA15	1.5" ASA150 flange				

Single float dual level type



Dual float dual level type



Flange mount option FLA15



Made in the UK

Sensata Technologies, Inc. ("Sensata") data sheets are solely intended to assist designers ("Buyers") who are developing systems that incorporate Sensata products (also referred to herein as "components"). Buyer understands and agrees that Buyer remains responsible for using its independent analysis, evaluation and judgment in designing Buyer's systems and products. Sensata data sheets have been created using standard laboratory conditions and engineering practices. Sensata has not conducted any testing other than that specifically described in the published documentation for a particular data sheet. Sensata may make corrections, enhancements, improvements and other changes to its data sheets or components without notice.

Buyers are authorized to use Sensata data sheets with the Sensata component(s) identified in each particular data sheet. HOWEVER, NO OTHER LICENSE, EXPRESS OR IMPLIED, BY ESTOPPEL OR OTHERWISE TO ANY OTHER SENSATA INTELLECTUAL PROPERTY RIGHT, AND NO LICENSE TO ANY THIRD PARTY TECHNOLOGY OR INTELLECTUAL PROPERTY RIGHT, IS GRANTED HEREIN. SENSATA DATA SHEETS ARE PROVIDED "AS IS". SENSATA MAKES NO WARRANTIES OR REPRESENTATIONS WITH REGARD TO THE DATA SHEETS OR USE OF THE DATA SHEETS, EXPRESS, IMPLIED OR STATUTORY, INCLUDING ACCURACY OR COMPLETENESS. SENSATA DISCLAIMS ANY WARRANTY OF TITLE AND ANY IMPLIED WARRANTIES OF MERCHANTABILITY, FITNESS FOR A PARTICULAR PURPOSE, QUIET ENJOYMENT, QUIET POSSESSION, AND NON-INFRINGEMENT OF ANY THIRD PARTY INTELLECTUAL PROPERTY RIGHTS WITH REGARD TO SENSATA DATA SHEETS OR USE THEREOF.

All products are sold subject to Sensata's terms and conditions of sale supplied at www.sensata.com SENSATA ASSUMES NO LIABILITY FOR APPLICATIONS ASSISTANCE OR THE DESIGN OF BUYERS' PRODUCTS. BUYER ACKNOWLEDGES AND AGREES THAT IT IS SOLELY RESPONSIBLE FOR COMPLIANCE WITH ALL LEGAL, REGULATORY AND SAFETY-RELATED REQUIREMENTS CONCERNING ITS PRODUCTS, AND ANY USE OF SENSATA COMPONENTS IN ITS APPLICATIONS, NOTWITHSTANDING ANY APPLICATIONS-RELATED INFORMATION OR SUPPORT THAT MAY BE PROVIDED BY SENSATA.

Mailing Address: Sensata Technologies, Inc., 529 Pleasant Street, Attleboro, MA 02703, USA.

CONTACT US

+44 (0)1202 897969
 c3w_sales@sensata.com
 Cynergy3 Components Ltd.
 7 Cobham Road,
 Ferndown Industrial Estate,
 Wimborne, Dorset,
 BH21 7PE, United Kingdom