


# FlexiForce™ Prototyping Kit

The FlexiForce™ Prototyping Kit allows engineers and designers the freedom to plug their preferred circuit module(s), easily make sensitivity adjustments, and gain confidence in how a FlexiForce sensor will behave in their prototype. The open-source nature of this kit makes for a more efficient progression to field-testing and the final embedded design.



## Features

- The small and affordable kit saves engineers and designers the effort of building circuitry and other components for their FlexiForce-embedded proof-of-concept or prototype.
- Interchangeable analog circuit modules allows users to test the functionality of their FlexiForce sensors with ease.
- Open-source software interface allows users to control loading, record sensor data, adjust sensitivity, and calibrate the sensor.

## Benefits

- Sensitivity adjustment made programmable via reference voltage. An on-board jumper easily selects the applied voltage.
- Resistor/capacitor values easy to swap out.
- Test FlexiForce sensors with the same methods used by Tekscan application engineers.
  - Be more confident in FlexiForce sensor performance in your proof-of-concept and prototype.
- See instant feedback of sensor performance under different loading actuators and interfacing materials.

**The FlexiForce Prototyping Kit  
comes with three interchangeable  
analog circuit modules**



✓ ROHS COMPLIANT

# Components

The FlexiForce Prototyping Kit contains:

(1) FlexiForce prototyping board

- Programmable reference voltage (sensitivity adjustment)
- Arduino nano chip
- 9 volt battery connector

(3) Analog circuit modules


- Voltage divider, inverting op-amp, and non-inverting op-amp

(2) FlexiForce sensors

- [\(1\) A201-1](#)
- [\(1\) A201-25](#)


(1) Quickstart guide

- Includes link to download open-source software



Compatible with FlexiForce standard-pinned sensors, including:

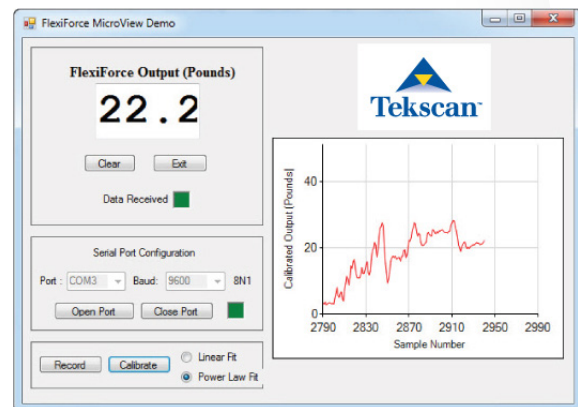
- A201 (included with kit purchase)
- HT201
- A301
- ESS301
- A401
- A502



Relative force feedback is displayed on the Prototyping Kit via a blue-to-red LED light.

# Additional Specifications

	FlexiForce Prototyping Kit
Size L x W (mm (in.))	38 x 66 mm (6.00 x 6.00 x 9.14 in.)
Weight (g (lb))	28 g (0.06 lb)
Input	9V
Analog Output	0 - 5V
Digital Output	Up to 10 bit (8 bit default)
Communication	USB
Operating Temperature	-10 to 50°C (14 to 122°F)



Save records on sensor performance for linearity, hysteresis, drift, and repeatability.

Download Open-Source Software Today at [www.tekscan.com/fir](http://www.tekscan.com/fir)



PURCHASE TODAY ONLINE AT [WWW.TEKSCAN.COM/STORE](http://WWW.TEKSCAN.COM/STORE)



©Tekscan Inc., 2020. All rights reserved. Tekscan, the Tekscan logo, and FlexiForce are trademarks or registered trademarks of Tekscan, Inc.

+1.617.464.4283

| 1.800.248.3669

| [info@tekscan.com](mailto:info@tekscan.com)

| [www.tekscan.com/flexiforce](http://www.tekscan.com/flexiforce)