



High Performance Power Entry Module with Fuses



- Rated currents up to 10 A
- Integrated dual fuse holder
- Optional reduced leakage current versions (A/B type)
- Complies with IEC/EN 60601-1
- Snap-in versions (S type)
- High attenuation performance
- NEW: Wire leads option



Performance indicators

Attenuation performance



Rated current [A]



Approvals & Compliances



The FN9262 power entry module combines an IEC inlet, mains filter with very high filter attenuation based on nanocrystalline material selection and fuses in a small form factor. Choosing FN9262 product line brings you rapid availability of a standard filter associated with the necessary safety acceptances. Standard IEC connector filters are a practical solution helping you to pass EMI system approval in a short time. A wide selection on amperage ratings, mounting possibilities and filters for medical applications (acc. to IEC 60601-1 with low leakage current and high performance) are designed to offer you the desired solution.

Features and Benefits

- Exceptional conducted attenuation performance, based on chokes with high saturation resistance and excellent thermal behavior
- FN9262B versions comply with the requirements of 1MOP acc. to IEC/EN 60601-1 for creepage and clearance, leakage current and high potential testing
- Versions up to 10 A are available with fuse holder for two fuses
- Custom-specific versions are available on request

Technical Specifications

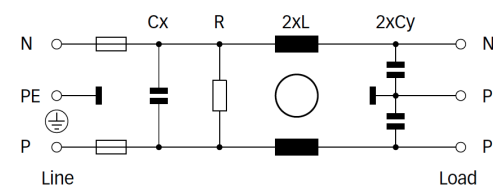
Operating voltage	250 VAC, 50/60 Hz
Operating frequency	DC to 400 Hz
Rated currents	1 to 10 A @ 40°C max
High potential test voltage	P → PE 2000 VAC for 2 sec (standard types) P → PE 2500 VAC for 2 sec (B types) P → N 760 VAC for 2 sec
Protection category	IP 40 according to IEC 60529
Temperature range (operation and storage)	-25°C to +85°C (25/85/21)
Design corresponding to	UL 60939-3, CSA Std C22.2 No. 8-13, IEC/EN 60939-3, GB/T 15287, GB/T 15288
Flammability corresponding to	Fuseholder plastic: UL 94 V-0 Inlet plastic: UL 94 V-0
MTBF @ Rated amb. Temp./Voltage (Mil-HB-217F)	2,100,000 hours
Fuse holder	2 fuses (Ø5 x 20 mm) (certified to IEC 60127-6), power acceptance 1.6W @ Ta 23°C per pole

Typical Applications



- Exceptional conducted attenuation performance, based on chokes with high saturation resistance and excellent thermal behavior
- FN9262B versions comply with the requirements of 1MOP acc. to IEC/EN 60601-1 for creepage and clearance, leakage current and high potential testing
- Versions up to 10 A are available with fuse holder for two fuses
- Custom-specific versions are available on request

Typical electrical schematic

FN 9262 (B types without Y-capacitors)



Filter Selection Table

Filter	Rated current @ 40°C [A]	Leakage current* @ 250 VAC/50 Hz (@ 120 VAC/60 Hz) [mA]	Inductance** L [mH]	Capacitance**		Resistor** R [kΩ]	Output connections		Fuses*** [Qty]	Weight [g]
				Cx [μF]	Cy [nF]					
FN9262v-1-yy-zz	1	0.31 (0.18)	40	0.22	2.2	1000	-06	-07	2	55
FN9262v-2-yy-zz	2	0.31 (0.18)	20	0.22	2.2	1000	-06	-07	2	55
FN9262v-4-yy-zz	4	0.31 (0.18)	7	0.22	2.2	1000	-06	-07	2	55
FN9262v-6-yy-zz	6	0.31 (0.18)	3	0.22	2.2	1000	-06	-07	2	55
FN9262v-10-yy-zz	10	0.31 (0.18)	1.15	0.22	2.2	1000	-06	-07	2	55
FN9262vA-1-yy-zz	1	0.07 (0.04)	40	0.22	0.47	1000	-06	-07	2	55
FN9262vA-2-yy-zz	2	0.07 (0.04)	20	0.22	0.47	1000	-06	-07	2	55
FN9262vA-4-yy-zz	4	0.07 (0.04)	7	0.22	0.47	1000	-06	-07	2	55
FN9262vA-6-yy-zz	6	0.07 (0.04)	3	0.22	0.47	1000	-06	-07	2	55
FN9262vA-10-yy-zz	10	0.07 (0.04)	1.15	0.22	0.47	1000	-06	-07	2	55
FN9262vB-1-yy-zz	1	0.00	40	0.22		1000	-06	-07	2	55
FN9262vB-2-yy-zz	2	0.00	20	0.22		1000	-06	-07	2	55
FN9262vB-4-yy-zz	4	0.00	7	0.22		1000	-06	-07	2	55
FN9262vB-6-yy-zz	6	0.00	3	0.22		1000	-06	-07	2	55
FN9262vB-10-yy-zz	10	0.00	1.15	0.22		1000	-06	-07	2	55

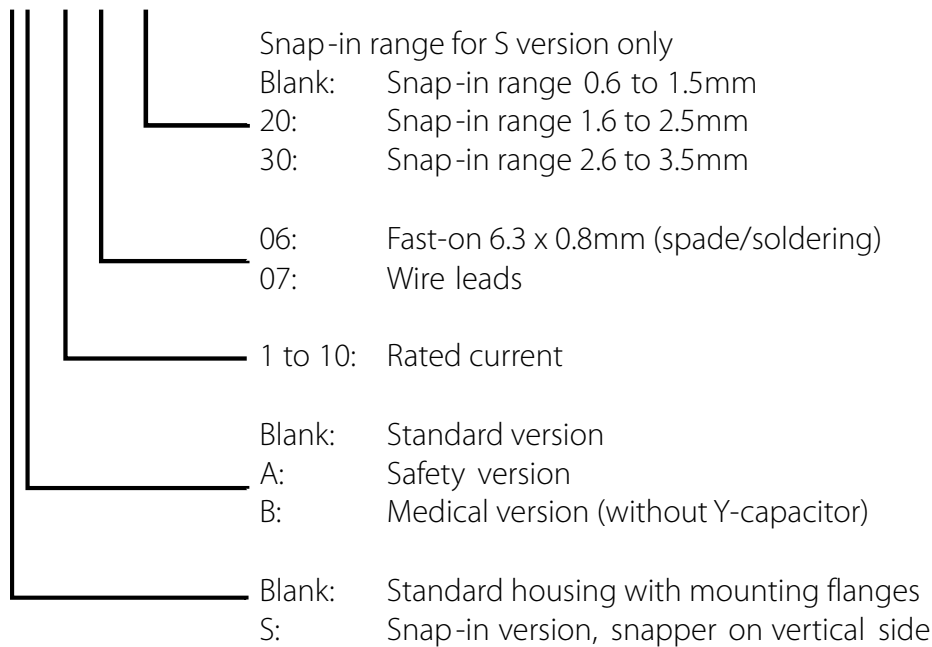
* Leakage current under normal operating conditions (acc. to IEC60939-3). Note: if the neutral line is interrupted, worst case leakage could reach twice this level.

** Tolerances apply: Inductance: -30/+50%, Capacitance: ±20%, Resistance: ±10%

*** Fuses are not included in the filter and need to be selected according to application

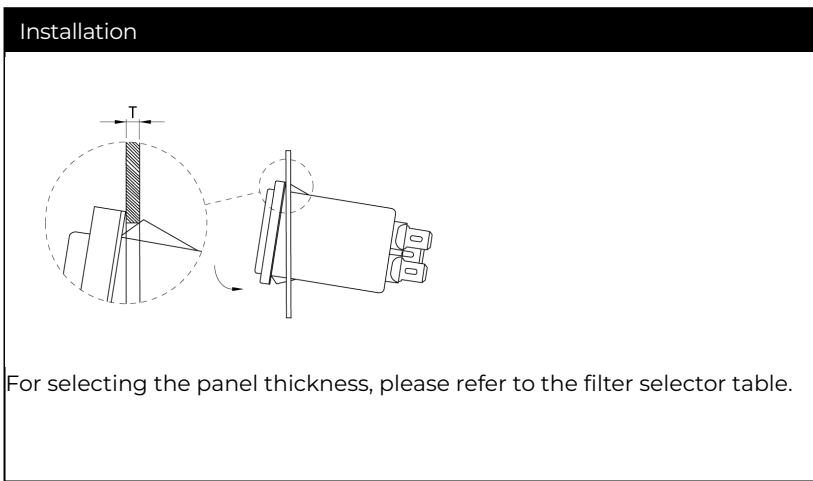
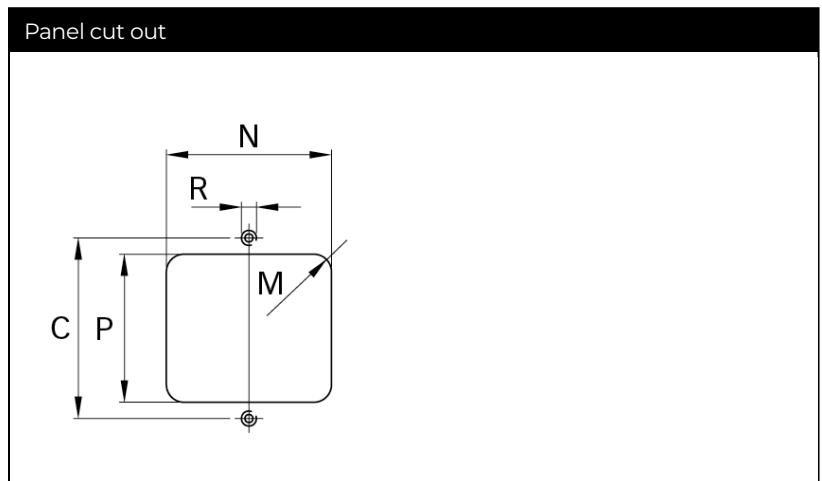
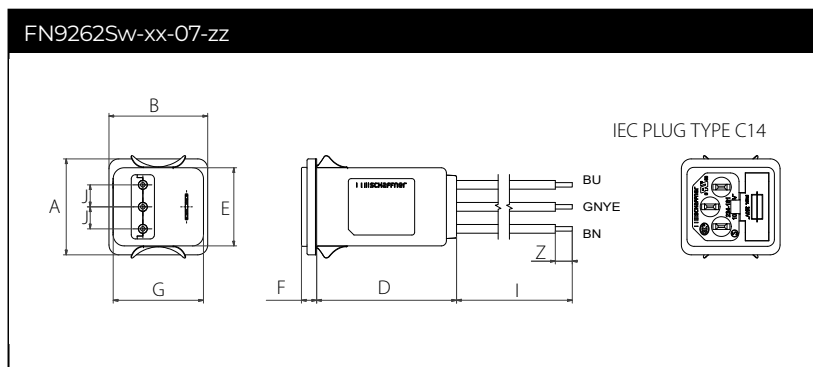
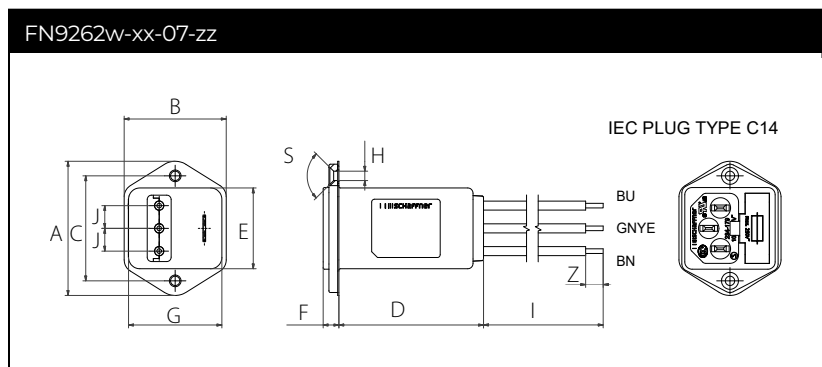
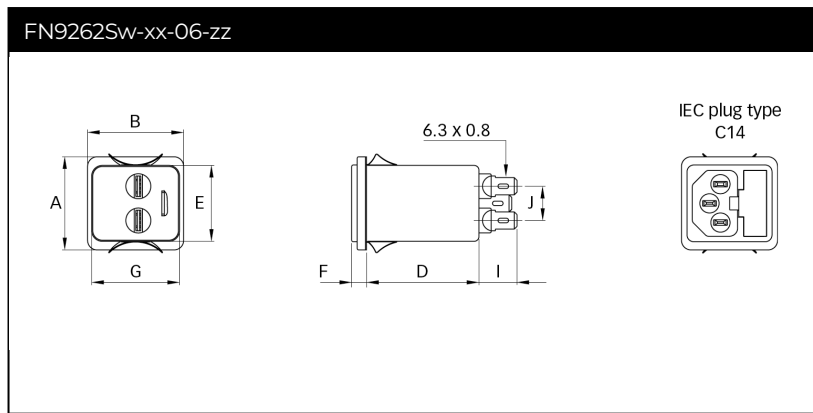
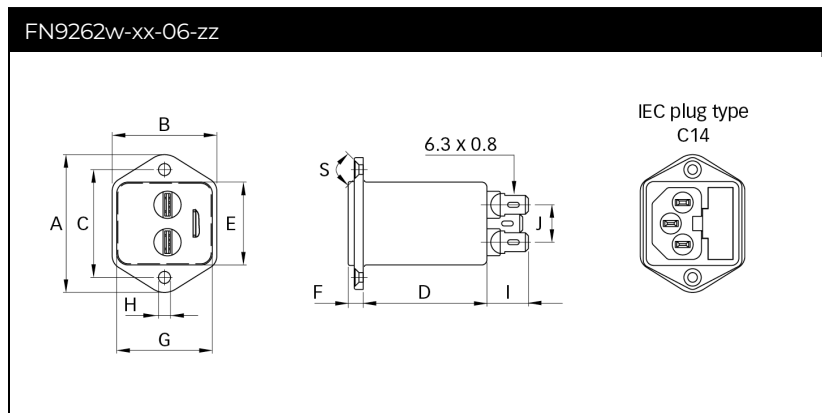
Product selector

FN9262vw- xx-yy-zz



For example: FN9262-1-06, FN9262SB-10-06

Mechanical Data



Dimensions

	FN9262vw-xx-06-zz Fast-On	FN9262vw-xx-07-zz Wire leads**	FN9262Sw-xx-06-zz Fast-On	FN9262Sw-xx-07-zz Wire leads**	Tolerances
A	46	46	34	34	±0.3
B	35	35	35	35	±0.3
C	36	36			±0.3
D	41	50	41	50	+0.3/-0
E	27.8	27.8	27.8	27.8	±0.3
F	5.5	5.5	5.5	5.5	±0.3
G	32	32	32	32	+0.3/-0
H	Ø3.2	Ø3.2			±0.1
I	14±0.5	160±5**	14±0.5	160±5**	
J	12.5	7.8	12.5	7.8	
M	R ≤3.5	R ≤3.5	R ≤3.5	R ≤3.5	
N	33 +0.3/-0	33 +0.3/-0	33 +0.2/-0	33 +0.2/-0	
P	29 ±0.3	29 ±0.3	29.5 ±0.2	29.5 ±0.2	
R*	M3	M3			
S	90°	90°			
Z		6		6	

*Recommended torque for M3 (90° countersunk flat head) is 0.5 Nm

** 1 A - 6 A - AWG18; 10 A - AWG16

All dimensions in mm; 1 inch = 25.4 mm / Tolerances according: ISO 2768-m/EN 22768-m

Please visit www.schaffner.com to find more details on filter connections.

Accessories

IL 13P IEC C13 Rewireable Connectors with Locking System



The locking system has a tensile force of typical 300N. It is recommended to use it with flange mount filters. For details refer to our Application Note "Using IEC Lock Power Cords with IEC Inlets and Filters".

Schaffner power connector with IEC lock guard against accidental disconnection of all electrical appliances with an IEC inlet. No exchange or modification of the IEC inlet or IEC inlet filter system is needed. Easy retrofit .for all electronic equipments and devices

[Technical Data Sheet >](#)

IL 13P IEC C13 Rewireable Angled Connectors with Locking System



- Protects appliances that are vulnerable to vibration
- Connector cannot be accidentally pulled or vibrated out of the inlet
- Space availability/constraints
- Different angles for ease of access
- Space saving
- Release locking mechanism
- Prevents accidental disconnection

[Technical Data Sheet >](#)

Power Cord with angled Locking System C13



- Protects appliances that are vulnerable to vibration
- Connector cannot be accidentally pulled or vibrated out of the inlet
- Space availability/constraints
- Different angles for ease of access
- Space saving
- Release locking mechanism
- Prevents accidental disconnection

[Technical Data Sheet >](#)