

General Purpose Power Entry Module with Mains Switch



- | Rated currents up to 10A
- | 1-pole rocker switch
- | Snap-in versions (S and S1 type)
- | Compact to fit 1U rack size



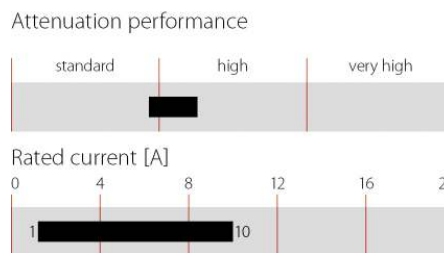
Approvals



RoHS

(CQC except HI-types)

Performance indicators



The FN9263 power entry module combines an IEC inlet, mains filter with excellent filter attenuation and a mains switch in a small form factor. Choosing the FN9263 product line brings you the rapid availability of a standard filter associated with the necessary safety acceptances. Standard IEC connector filters are a practical solution helping you to pass EMI system approval in a short time. A wide selection on amperage ratings and mounting possibilities are designed to offer you the desired solution.

Features and benefits

- | Exceptional conducted attenuation performance, based on chokes with high saturation resistance and excellent thermal behavior.
- | Rear/front or snap-in mounting.
- | Small compact housing fitting 1U rack applications.
- | Versions up to 10A are available with 1 pole rocker switch.
- | Custom-specific versions are available on request.

Technical specifications

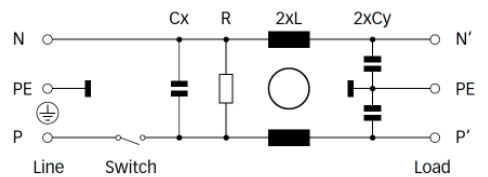
Maximum continuous operating voltage	250 VAC, 50/60 Hz
Operating frequency	50 to 400 Hz
Rated currents	1 to 10 A @ 40 °C max.
High potential test voltage for capacitors	P → PE 2000 VAC for 2 sec P → N 760 VAC for 2 sec
Protection category	IP40 according to IEC 60529
Temperature range (operation and storage)	-25 °C to +85 °C (25/85/21)
Design corresponding to	UL 1283, CSA 22.2 No. 8 1986, IEC/EN 60939
Flammability corresponding to	UL 94 V-2 or better
MTBF @ 40°C/230V (Mil-HB-217F)	6,500,000 hours
Rocker switch description	
Function	1-pole, dark not illuminated Marking I - 0
Electrical specifications	Inrush current 78 A 10,000 on-off operations according to UL 1054, TV 5
Switch ratings	
Europe (ENEC)	10 A (4 A), 250 VAC*
USA (UL)	10 A, 125 VAC; 8 A, 250 VAC; 1/4 HP
Canada (CSA)	10 A, 250 VAC; 1/4 HP

* Value in () relates to the inductive current charge: $\cos \varphi = 0.65$


Typical applications

- | Electrical and electronic equipment
- | Consumer goods
- | Household equipment
- | Medical equipment
- | Electronic data processing equipment
- | Office automation and datacom equipment
- | Various noisy applications requiring high filter performance

Typical electrical schematic




Filter selection table

Filter	Rated current	Leakage current*	Inductance	Capacitance		Resistance	Output connections	Weight
	@ 40 °C (25 °C)	@ 230 VAC/50 Hz	L	Cx	Cy	R		
	[A]	[μ A]	[mH]	[μ F]	[nF]	[k Ω]		[g]
FN9263x-1-06-y	1 (1.2)	373	5.3	0.1	2.2	1000	-06	55
FN9263x-2-06-y	2 (2.3)	373	2.7	0.1	2.2	1000	-06	55
FN9263x-3-06-y	3 (3.5)	373	2	0.1	2.2	1000	-06	55
FN9263x-4-06-y	4 (4.6)	373	1	0.1	2.2	1000	-06	55
FN9263x-6-06-y	6 (6.9)	373	0.3	0.1	2.2	1000	-06	55
FN9263x-8-06-y	8 (9.2)	373	0.25	0.1	2.2	1000	-06	55
FN9263x-10-06-y	10 (11.5)	373	0.2	0.1	2.2	1000	-06	55

* Maximum leakage under normal operating conditions. Note: if the neutral line is interrupted, worst case leakage could reach twice this level.

Product selector

FN9263x-yy-yy-y






Snap-in range for S version only

- Blank: Snap-in range 0.6 to 1.5mm
- 20: Snap-in range 1.6 to 2.5mm
- 30: Snap-in range 2.6 to 3.5mm

06: Faston 6.3 x 0.8mm (spade/soldering)

1 to 10: Rated current

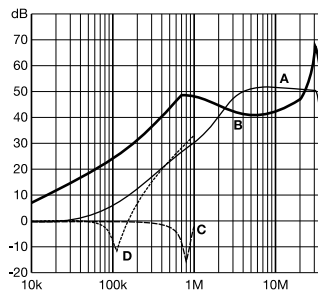
-  Blank: Standard housing with mounting flanges
-  S: Snap-in version, snapper on vertical side
-  S1: Snap-in version, snapper on horizontal side

For example: FN 9263-1, FN 9263S-10-06-20, FN 9263S1-6-06-30

Typical filter attenuation

Per CISPR 17; A = 50 Ω /50 Ω sym; B = 50 Ω /50 Ω asym; C = 0.1 Ω /100 Ω sym; D = 100 Ω /0.1 Ω sym

1 to 4 A types



6 to 10 A types

