

FLORENTINA-HLD-W

~40° wide beam

SPECIFICATION:

Dimensions	285.6 x 19.5 mm
Height	9.5 mm
Fastening	screw
ROHS compliant	yes ⓘ

MATERIALS:


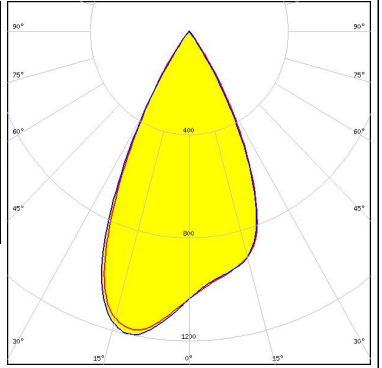

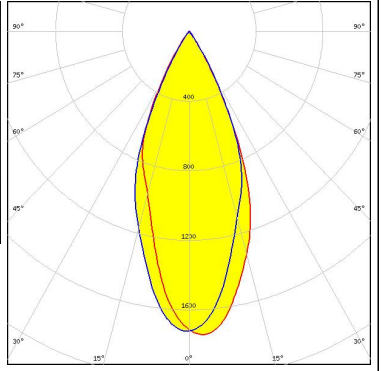

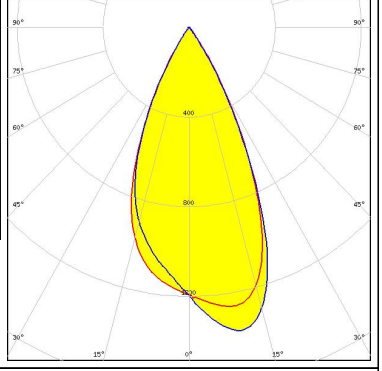

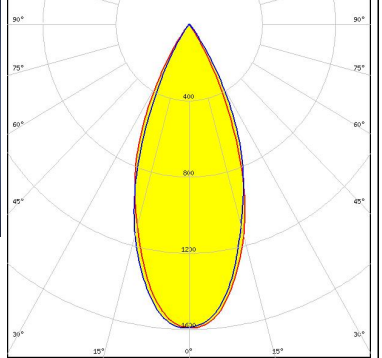
Component	Type	Material	Colour	Finish
TINA-XP-W	Single lens	PMMA	clear	
FLORENTINA-HLD	Holder	PC	black	

ORDERING INFORMATION:

Component		Qty in box	MOQ	MPQ	Box weight (kg)
FP14997_FLORENTINA-HLD-W	Single lens	160	32	16	5.2
» Box size: 398 x 298 x 140 mm					



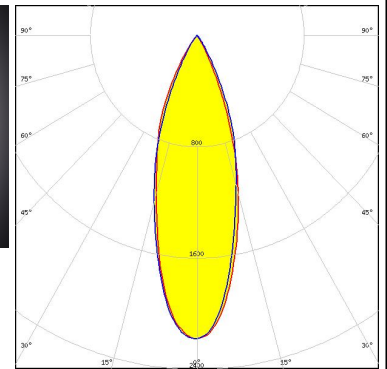

OPTICAL RESULTS (MEASURED):

<p>COMET ELECTRONICS</p> <p>LED QUICK FLUX LED FL-XG 1x12 xxx</p> <p>FWHM / FWTM 51.0° / 69.0°</p> <p>Efficiency 80 %</p> <p>Peak intensity 1.3 cd/m</p> <p>LEDs/each optic 1</p> <p>Light colour White</p> <p>Required components: C14446_FLORENTINA-SHD</p>		
<p>CREE LEDs</p> <p>LED XP-E2</p> <p>FWHM / FWTM 42.0° / 66.0°</p> <p>Efficiency 84 %</p> <p>Peak intensity 1.8 cd/m</p> <p>LEDs/each optic 1</p> <p>Light colour White</p> <p>Required components: C14446_FLORENTINA-SHD</p>		
<p>CREE LEDs</p> <p>LED XP-G3</p> <p>FWHM / FWTM 47.0° / 67.0°</p> <p>Efficiency 79 %</p> <p>Peak intensity 1.4 cd/m</p> <p>LEDs/each optic 1</p> <p>Light colour White</p> <p>Required components: C14446_FLORENTINA-SHD</p>		
<p>LUMILEDS</p> <p>LED LUXEON Rebel ES</p> <p>FWHM / FWTM 43.0° / 67.0°</p> <p>Efficiency 81 %</p> <p>Peak intensity 1.6 cd/m</p> <p>LEDs/each optic 1</p> <p>Light colour White</p> <p>Required components: C14446_FLORENTINA-SHD</p>		

OPTICAL RESULTS (MEASURED):

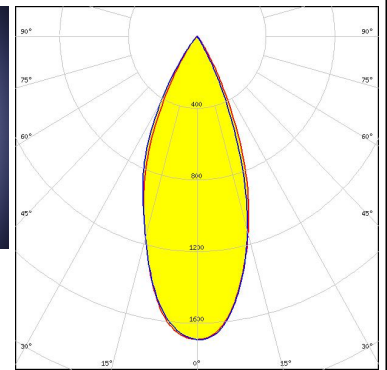

LUMILEDS

LED LUXEON Rebel Plus
 FWHM / FWTM 33.0° / 61.0°
 Efficiency 83 %
 Peak intensity 2.2 cd/m
 LEDs/each optic 1
 Light colour White
 Required components:
 C14446_FLORENTINA-SHD



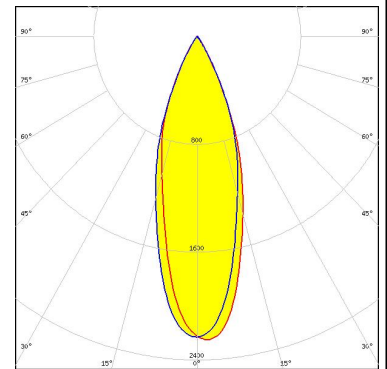
LUMILEDS

LED LUXEON TX
 FWHM / FWTM 41.0° / 66.0°
 Efficiency 82 %
 Peak intensity 1.7 cd/m
 LEDs/each optic 1
 Light colour White
 Required components:
 C14446_FLORENTINA-SHD



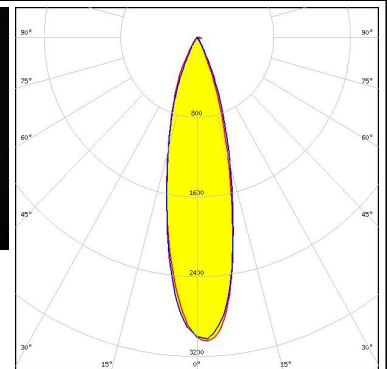

LUMILEDS

LED LUXEON Z ES
 FWHM / FWTM 33.0° / 60.0°
 Efficiency 84 %
 Peak intensity 2.3 cd/m
 LEDs/each optic 1
 Light colour White
 Required components:
 C14446_FLORENTINA-SHD



NICHIA

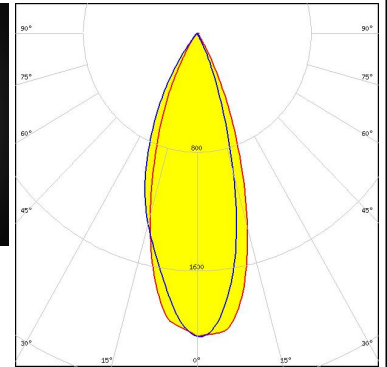
LED NCSxE17A
 FWHM / FWTM 26.0° / 52.0°
 Efficiency 81 %
 Peak intensity 3 cd/m
 LEDs/each optic 1
 Light colour White
 Required components:
 C14446_FLORENTINA-SHD



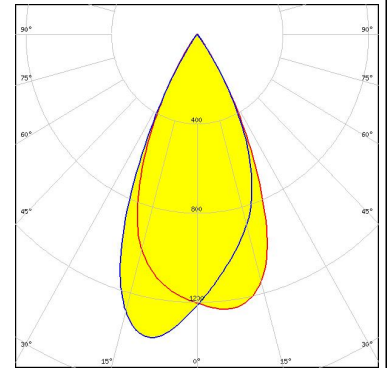

OPTICAL RESULTS (MEASURED):



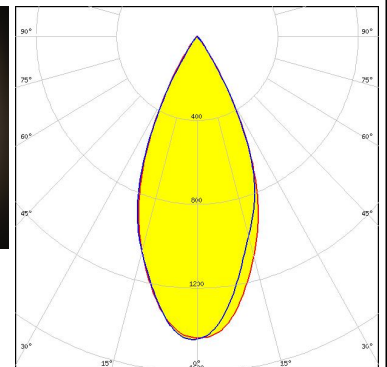

LED NF2x757G
 FWHM / FWTM 36.0° / 60.0°
 Efficiency 84 %
 Peak intensity 2 cd/lm
 LEDs/each optic 1
 Light colour White
 Required components:
 C14446_FLORENTINA-SHD



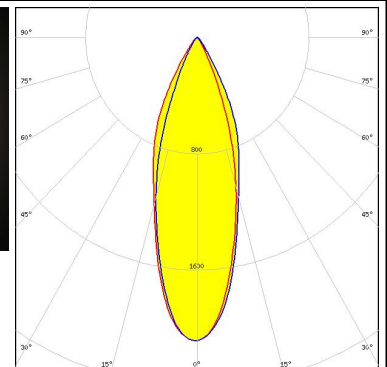

LED NVSxx19B/NVSxx19C
 FWHM / FWTM 48.0° / 69.0°
 Efficiency 79 %
 Peak intensity 1.4 cd/lm
 LEDs/each optic 1
 Light colour White
 Required components:
 C14446_FLORENTINA-SHD



LED OSLON Square EC
 FWHM / FWTM 46.0° / 69.0°
 Efficiency 80 %
 Peak intensity 1.5 cd/lm
 LEDs/each optic 1
 Light colour White
 Required components:
 C14446_FLORENTINA-SHD



LED OSLON SSL 150
 FWHM / FWTM 33.0° / 62.0°
 Efficiency 85 %
 Peak intensity 2.1 cd/lm
 LEDs/each optic 1
 Light colour White
 Required components:

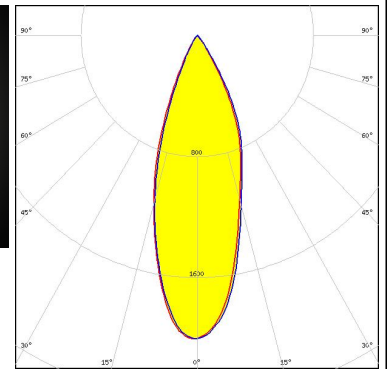



OPTICAL RESULTS (MEASURED):

OSRAM

Opto Semiconductors

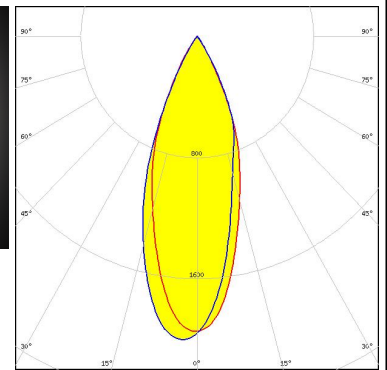

LED OSLOM SSL 150
 FWHM / FWTM 34.0° / 62.0°
 Efficiency 81 %
 Peak intensity 2 cd/lm
 LEDs/each optic 1
 Light colour White
 Required components:
 C14446_FLORENTINA-SHD



OSRAM

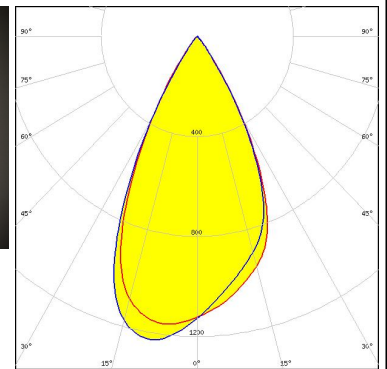

Opto Semiconductors

LED OSLOM SSL 80
 FWHM / FWTM 35.0° / 63.0°
 Efficiency 83 %
 Peak intensity 2 cd/lm
 LEDs/each optic 1
 Light colour White
 Required components:
 C14446_FLORENTINA-SHD



SAMSUNG

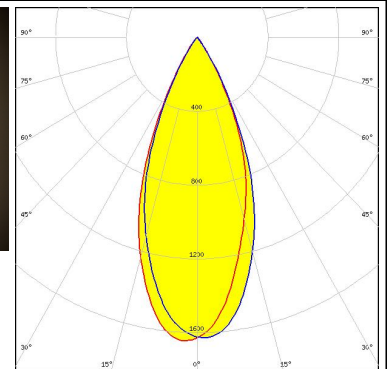

LED LH351B
 FWHM / FWTM 52.0° / 72.0°
 Efficiency 82 %
 Peak intensity 1.3 cd/lm
 LEDs/each optic 1
 Light colour White
 Required components:
 C14446_FLORENTINA-SHD



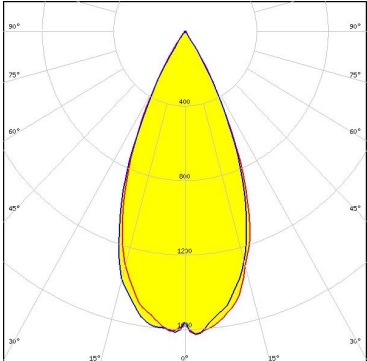
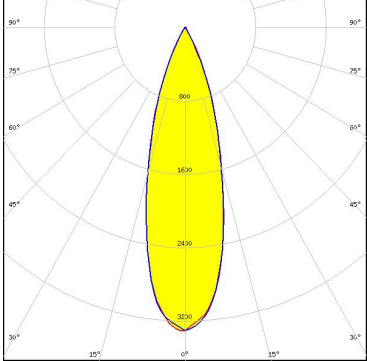
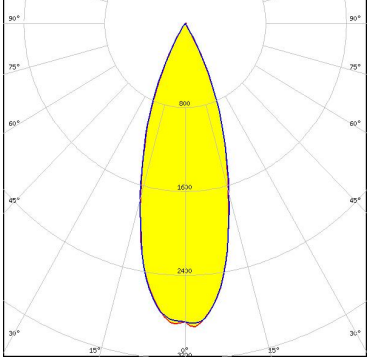
TOSHIBA

Leading Innovation >>>

LED TL1L4
 FWHM / FWTM 42.0° / 66.0°
 Efficiency 82 %
 Peak intensity 1.7 cd/lm
 LEDs/each optic 1
 Light colour White
 Required components:
 C14446_FLORENTINA-SHD



OPTICAL RESULTS (SIMULATED):

<p>CREE LEDs</p> <p>LED: XP-G2 HE FWHM / FWTM: 46.0° / 66.0° Efficiency: 90 % Peak intensity: 1.6 cd/lm LEDs/each optic: 1 Light colour: White Required components: C14446_FLORENTINA-SHD</p>	
<p>NICHIA</p> <p>LED: NVSxE21A FWHM / FWTM: 30.0° / 54.0° Efficiency: 94 % Peak intensity: 3.3 cd/lm LEDs/each optic: 1 Light colour: White Required components:</p>	
<p>NICHIA</p> <p>LED: NVSxE21A FWHM / FWTM: 34.0° / 57.0° Efficiency: 94 % Peak intensity: 2.9 cd/lm LEDs/each optic: 1 Light colour: White Required components: C14446_FLORENTINA-SHD</p>	
<p>NICHIA</p> <p>LED: NWSx229A FWHM / FWTM: 53.0° / 73.0° Efficiency: 82 % LEDs/each optic: 1 Light colour: White Required components: C14446_FLORENTINA-SHD</p>	