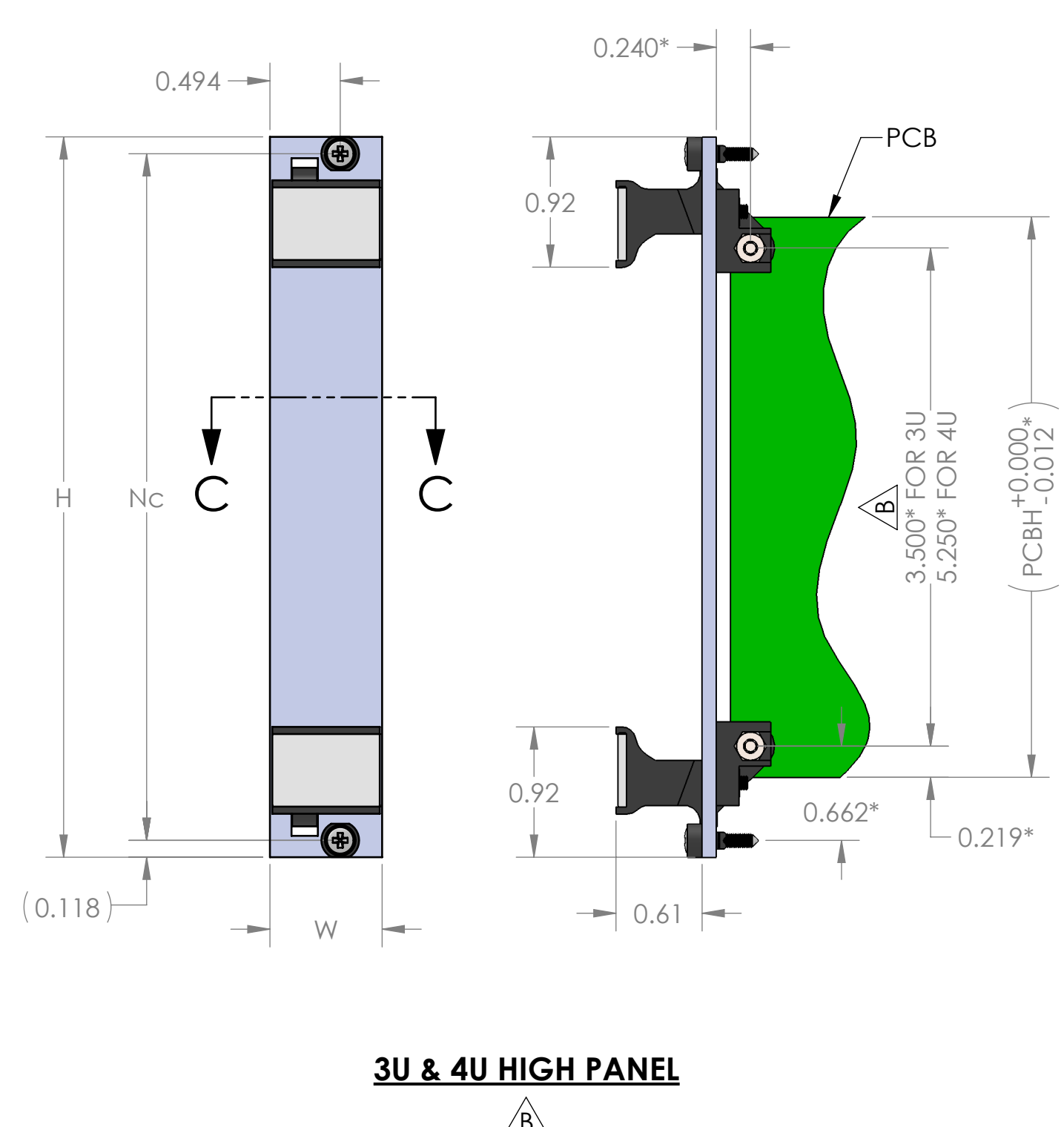


PART NO TABULATION

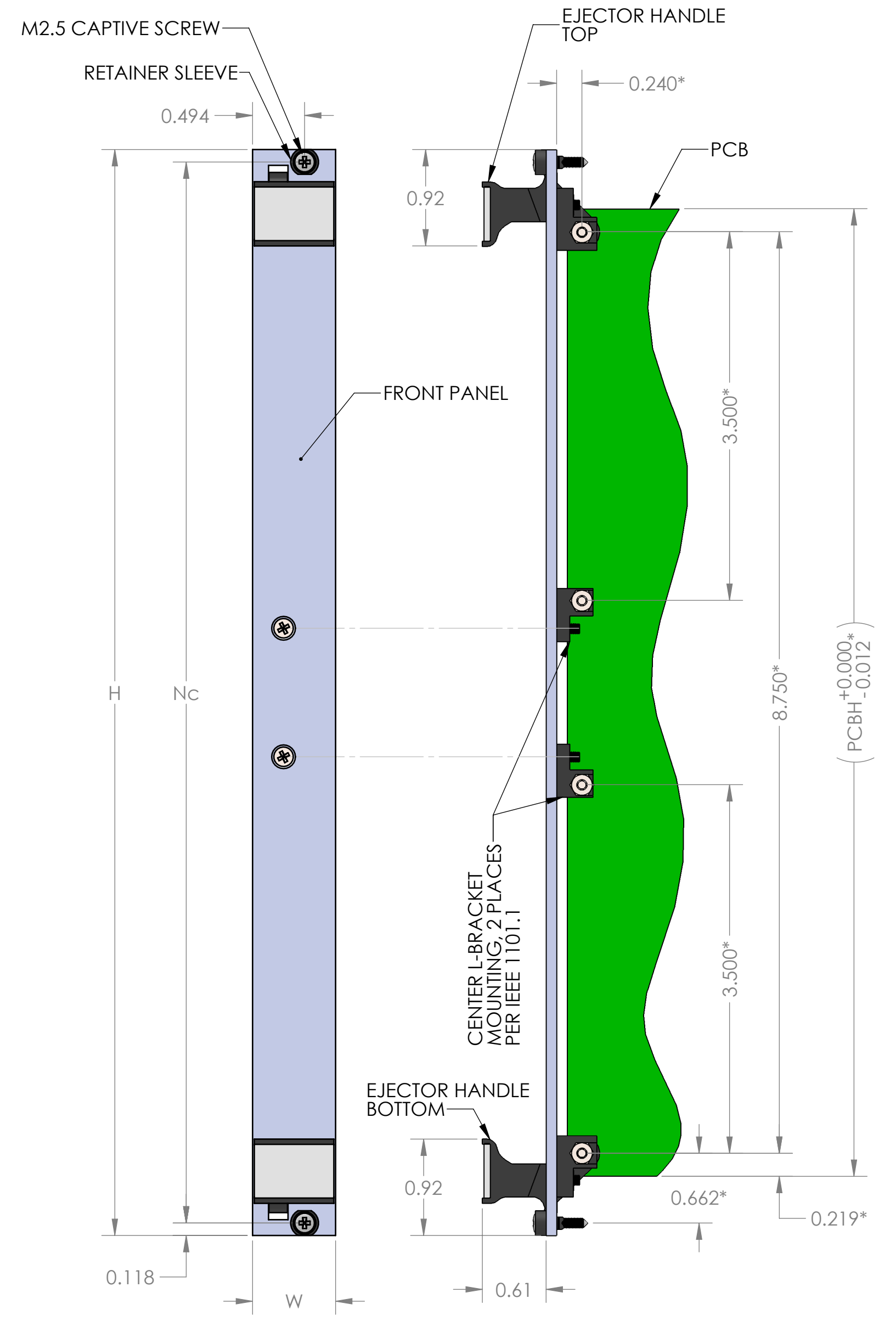
PART NO	DESCRIPTION	H	W	Nc	PCBH
FPE04-3U	3U X 4HP	5.059	0.788	4.823	3.937
FPE06-3U	3U X 6HP		1.188		
FPE07-3U	3U X 7HP		1.388		
FPE08-3U	3U X 8HP		1.588		
FPE12-3U	3U X 12HP		2.388		
FPE08-4U	4U X 8HP	6.809	1.588	6.573	5.687
FPE04-6U	6U X 4HP	10.309	0.788	10.073	9.187
FPE06-6U	6U X 6HP		1.188		
FPE08-6U	6U X 8HP		1.588		
FPE12-6U	6U X 12HP		2.388		
FPE04-9U	9U X 4HP		15.559		
FPE06-9U	9U X 6HP	1.188			
FPE08-9U	9U X 8HP	1.588			
FPE12-9U	9U X 12HP	2.388			

ADD SUFFIX "B" TO 6U OR 9U PANEL'S PART NO FOR PANELS WITHOUT CENTER BRACKETS MOUNTING, e.g. FPE04-6UB

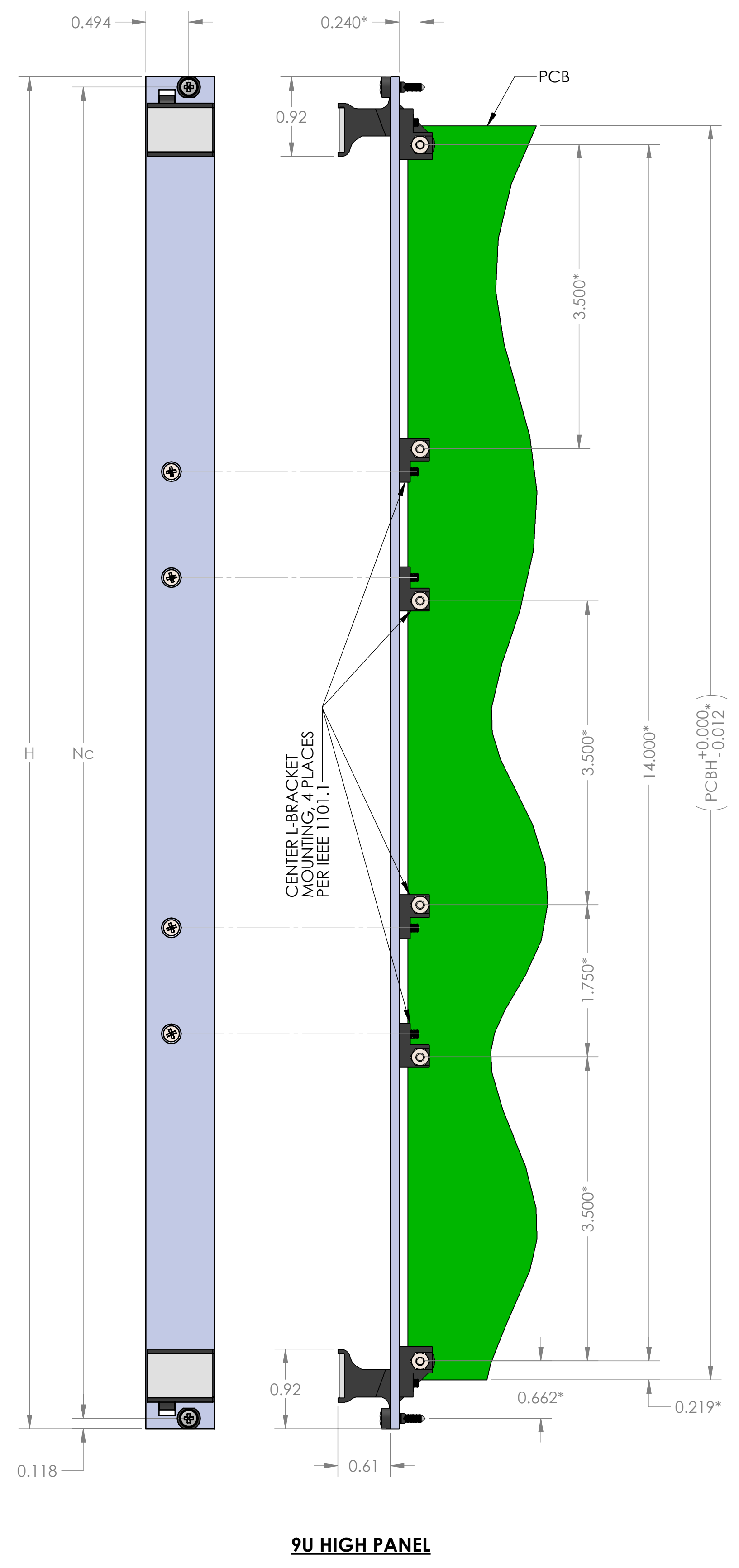
REVISIONS				
ZONE	REV	DESCRIPTION	DATE	APPROVED
ALL	A	INITIAL RELEASE	02/14/12	
	B	ADDED PART NUMBER FPE08-4U	03/24/16	



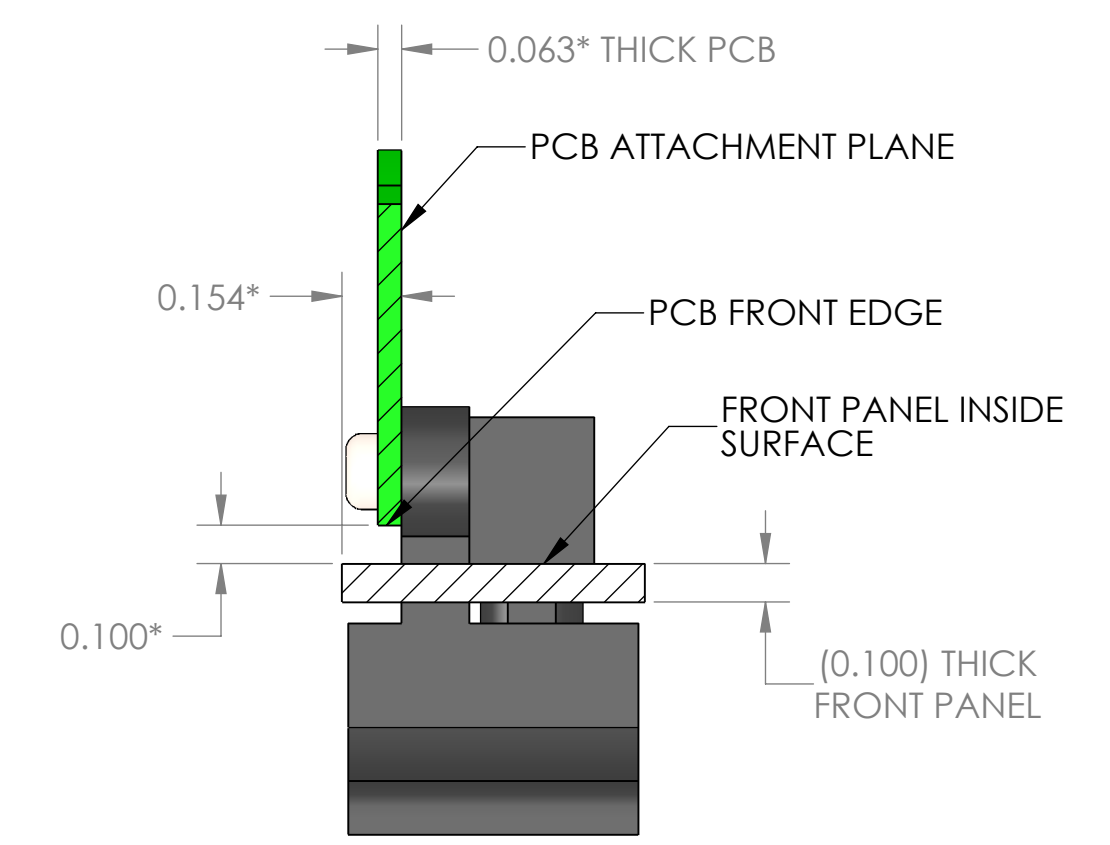
**3U & 4U HIGH PANEL**



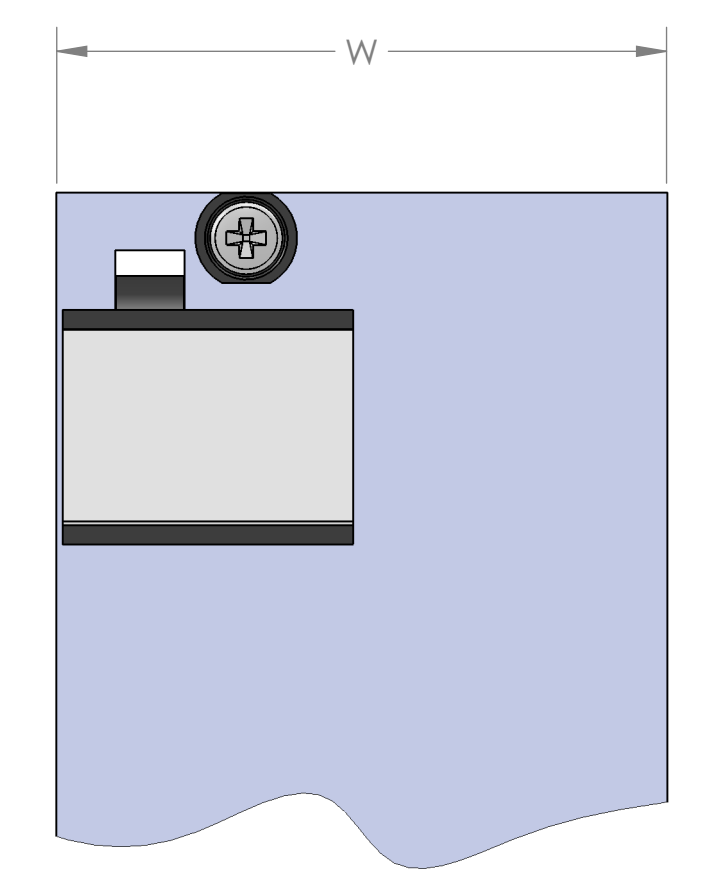
**6U HIGH PANEL**



**9U HIGH PANEL**



**SECTION C-C  
 SCALE 2:1  
 FOR 3U, 4U, 6U, AND 9U PANELS**



**PANELS WIDER THAN 4HP**

- 5. FURNISHED UNASSEMBLED
  - 4. EACH FRONT PANEL KIT INCLUDES FRONT PANEL, EJECTOR HANDLES AND PCB ATTACHMENT HARDWARE
  - 3. \* INDICATES DIMENSIONS PER IEEE 1101.1
  - 2. PCB SHOWN FOR REFERENCE ONLY. NOT PART OF FRONT PANEL KIT
  - 1. FRONT PANELS ARE SHOWN ASSEMBLED WITH TYPE II EJECTOR HANDLES
- NOTES: UNLESS OTHERWISE SPECIFIED

UNLESS OTHERWISE SPECIFIED: DIMENSIONS ARE IN INCHES TOLERANCES: DEC. X.X ±0.1 DEC. X.XX ±0.03 DEC. X.XXX ±0.010 FRACTIONS ±0.050 ANGLES ±1°		NAME: TRUSHAR	DATE: 02/14/12	 81115 VANOWEN ST. NORTH HOLLYWOOD, CA 91365 <b>FRONT PANEL, 1101.1                  EJECTOR TYPE II,                  NON EMC</b>
MATERIAL:		Q.A.	COMMENTS:	
FINISH:				

SCALE: 1:1 | CAGE CODE: 82893 | SHEET 1 OF 1